

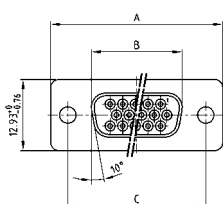
# C-FILTER D-SUB HIGH DENSITY

Solder pin – Straight – Precision machined contacts



RoHS compliant – CSA listed, File No.: LR 115000-1 – UL listed, File No.: E202784

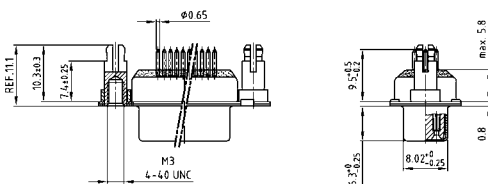
## SOCKET CONNECTOR



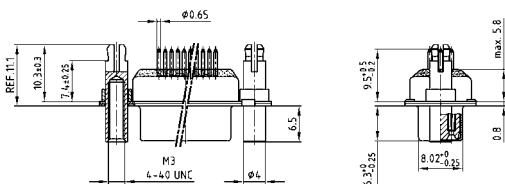
No. of pos.	A -0.76	B -0.25	C
15	31.19	16.46	25.00 <sup>+0.12</sup> / <sub>-0.13</sub>
26	39.52	24.79	33.30 <sup>+0.15</sup> / <sub>-0.10</sub>
44	53.42	38.50	47.04 <sup>+0.13</sup> / <sub>-0.13</sub>
62	69.70	54.96	63.50 <sup>+0.13</sup> / <sub>-0.13</sub>

PCB layout: Kat1i19A

Mounting style: Threaded rear spacer with PCB clip



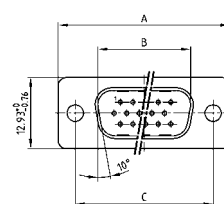
Mounting style: Front and threaded rear spacer with PCB clip



## DESCRIPTION

- Mounting styles:
  - with 4-40 UNC or M3 threaded rear spacer with PCB clip
  - with 4-40 UNC or M3 front and threaded rear spacer with PCB clip
- Quality class 3 (also available in quality class 1)
- Shell: Steel tin plated (brass tin plated on request)

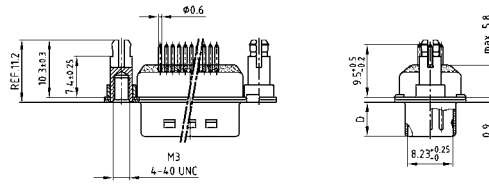
## PLUG CONNECTOR



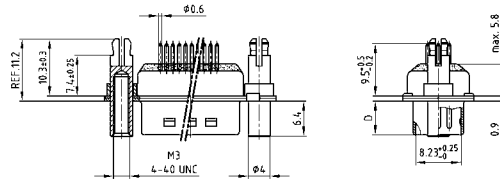
No. of pos.	A -0.76	B -0.25	C	D -0.3
15	31.19	16.79	25.00 <sup>+0.12</sup> / <sub>-0.13</sub>	6.12
26	39.52	25.12	33.30 <sup>+0.15</sup> / <sub>-0.10</sub>	6.12
44	53.42	38.84	47.04 <sup>+0.13</sup> / <sub>-0.13</sub>	5.99
62	69.70	55.30	63.50 <sup>+0.13</sup> / <sub>-0.13</sub>	5.99

PCB layout: Kat1iU0A

Mounting style: Threaded rear spacer with PCB clip



Mounting style: Front and threaded rear spacer with PCB clip



## ORDER DATA

### Capacitance 180 pF

#### SOCKET CONNECTOR

No. of pos.	Mounting style	Part Number
15	4-40 UNC Threaded rear spacer PCB clip	242 A 27700 X
26	4-40 UNC Threaded rear spacer PCB clip	242 A 27710 X
44	4-40 UNC Threaded rear spacer PCB clip	242 A 27720 X
62	4-40 UNC Threaded rear spacer PCB clip	242 A 27730 X
15	M3 Threaded rear spacer PCB clip	242 A 27740 X
26	M3 Threaded rear spacer PCB clip	242 A 27750 X
44	M3 Threaded rear spacer PCB clip	242 A 27760 X
62	M3 Threaded rear spacer PCB clip	242 A 27770 X
15	4-40 UNC Front/Threaded rear spacer PCB clip	242 A 27780 X
26	4-40 UNC Front/Threaded rear spacer PCB clip	242 A 27790 X
44	4-40 UNC Front/Threaded rear spacer PCB clip	242 A 27800 X
62	4-40 UNC Front/Threaded rear spacer PCB clip	242 A 27810 X
15	M3 Front/Threaded rear spacer PCB clip	242 A 27820 X
26	M3 Front/Threaded rear spacer PCB clip	242 A 27830 X
44	M3 Front/Threaded rear spacer PCB clip	242 A 27840 X
62	M3 Front/Threaded rear spacer PCB clip	242 A 27850 X

#### PLUG CONNECTOR

No. of pos.	Mounting style	Part Number
15	4-40 UNC Threaded rear spacer PCB clip	241 A 27800 X
26	4-40 UNC Threaded rear spacer PCB clip	241 A 27810 X
44	4-40 UNC Threaded rear spacer PCB clip	241 A 27820 X
62	4-40 UNC Threaded rear spacer PCB clip	241 A 27830 X
15	M3 Threaded rear spacer PCB clip	241 A 27840 X
26	M3 Threaded rear spacer PCB clip	241 A 27850 X
44	M3 Threaded rear spacer PCB clip	241 A 27860 X
62	M3 Threaded rear spacer PCB clip	241 A 27870 X
15	4-40 UNC Front/Threaded rear spacer PCB clip	241 A 27880 X
26	4-40 UNC Front/Threaded rear spacer PCB clip	241 A 27890 X
44	4-40 UNC Front/Threaded rear spacer PCB clip	241 A 27900 X
62	4-40 UNC Front/Threaded rear spacer PCB clip	241 A 27910 X
15	M3 Front/Threaded rear spacer PCB clip	241 A 27920 X
26	M3 Front/Threaded rear spacer PCB clip	241 A 27930 X
44	M3 Front/Threaded rear spacer PCB clip	241 A 27940 X
62	M3 Front/Threaded rear spacer PCB clip	241 A 27950 X

PCB clip .122"/3.1 ± .004"/0.10 mm hole diameter and .063"/1.6 mm circuit board thickness

# C-FILTER D-SUB HIGH DENSITY

Solder pin – Straight – Precision machined contacts

**ORDER DATA**

**Capacitance 370 pF**

SOCKET CONNECTOR			PLUG CONNECTOR		
No. of pos.	Mounting style	Part Number	No. of pos.	Mounting style	Part Number
15	4-40 UNC Threaded rear spacer PCB clip	242 A 20610 X	15	4-40 UNC Threaded rear spacer PCB clip	241 A 20760 X
26	4-40 UNC Threaded rear spacer PCB clip	242 A 20620 X	26	4-40 UNC Threaded rear spacer PCB clip	241 A 20770 X
44	4-40 UNC Threaded rear spacer PCB clip	242 A 20630 X	44	4-40 UNC Threaded rear spacer PCB clip	241 A 20780 X
62	4-40 UNC Threaded rear spacer PCB clip	242 A 20640 X	62	4-40 UNC Threaded rear spacer PCB clip	241 A 20790 X
15	M3 Threaded rear spacer PCB clip	242 A 20690 X	15	M3 Threaded rear spacer PCB clip	241 A 20840 X
26	M3 Threaded rear spacer PCB clip	242 A 20700 X	26	M3 Threaded rear spacer PCB clip	241 A 20850 X
44	M3 Threaded rear spacer PCB clip	242 A 20710 X	44	M3 Threaded rear spacer PCB clip	241 A 20860 X
62	M3 Threaded rear spacer PCB clip	242 A 20720 X	62	M3 Threaded rear spacer PCB clip	241 A 20870 X
15	4-40 UNC Front/Threaded rear spacer PCB clip	242 A 20770 X	15	4-40 UNC Front/Threaded rear spacer PCB clip	241 A 20920 X
26	4-40 UNC Front/Threaded rear spacer PCB clip	242 A 20780 X	26	4-40 UNC Front/Threaded rear spacer PCB clip	241 A 20930 X
44	4-40 UNC Front/Threaded rear spacer PCB clip	242 A 20790 X	44	4-40 UNC Front/Threaded rear spacer PCB clip	241 A 20940 X
62	4-40 UNC Front/Threaded rear spacer PCB clip	242 A 20800 X	62	4-40 UNC Front/Threaded rear spacer PCB clip	241 A 20950 X
15	M3 Front/Threaded rear spacer PCB clip	242 A 20850 X	15	M3 Front/Threaded rear spacer PCB clip	241 A 21480 X
26	M3 Front/Threaded rear spacer PCB clip	242 A 20860 X	26	M3 Front/Threaded rear spacer PCB clip	241 A 21490 X
44	M3 Front/Threaded rear spacer PCB clip	242 A 20870 X	44	M3 Front/Threaded rear spacer PCB clip	241 A 21500 X
62	M3 Front/Threaded rear spacer PCB clip	242 A 20880 X	62	M3 Front/Threaded rear spacer PCB clip	241 A 21510 X

**Capacitance 830 pF**

SOCKET CONNECTOR			PLUG CONNECTOR		
No. of pos.	Mounting style	Part Number	No. of pos.	Mounting style	Part Number
15	4-40 UNC Threaded rear spacer PCB clip	242 A 20650 X	15	4-40 UNC Threaded rear spacer PCB clip	241 A 20800 X
26	4-40 UNC Threaded rear spacer PCB clip	242 A 20660 X	26	4-40 UNC Threaded rear spacer PCB clip	241 A 20810 X
44	4-40 UNC Threaded rear spacer PCB clip	242 A 20670 X	44	4-40 UNC Threaded rear spacer PCB clip	241 A 20820 X
62	4-40 UNC Threaded rear spacer PCB clip	242 A 20680 X	62	4-40 UNC Threaded rear spacer PCB clip	241 A 20830 X
15	M3 Threaded rear spacer PCB clip	242 A 20730 X	15	M3 Threaded rear spacer PCB clip	241 A 20880 X
26	M3 Threaded rear spacer PCB clip	242 A 20740 X	26	M3 Threaded rear spacer PCB clip	241 A 20890 X
44	M3 Threaded rear spacer PCB clip	242 A 20750 X	44	M3 Threaded rear spacer PCB clip	241 A 20900 X
62	M3 Threaded rear spacer PCB clip	242 A 20760 X	62	M3 Threaded rear spacer PCB clip	241 A 20910 X
15	4-40 UNC Front/Threaded rear spacer PCB clip	242 A 20810 X	15	4-40 UNC Front/Threaded rear spacer PCB clip	241 A 20960 X
26	4-40 UNC Front/Threaded rear spacer PCB clip	242 A 20820 X	26	4-40 UNC Front/Threaded rear spacer PCB clip	241 A 20970 X
44	4-40 UNC Front/Threaded rear spacer PCB clip	242 A 20830 X	44	4-40 UNC Front/Threaded rear spacer PCB clip	241 A 20980 X
62	4-40 UNC Front/Threaded rear spacer PCB clip	242 A 20840 X	62	4-40 UNC Front/Threaded rear spacer PCB clip	241 A 20990 X
15	M3 Front/Threaded rear spacer PCB clip	242 A 20890 X	15	M3 Front/Threaded rear spacer PCB clip	241 A 21520 X
26	M3 Front/Threaded rear spacer PCB clip	242 A 20900 X	26	M3 Front/Threaded rear spacer PCB clip	241 A 21530 X
44	M3 Front/Threaded rear spacer PCB clip	242 A 20910 X	44	M3 Front/Threaded rear spacer PCB clip	241 A 21540 X
62	M3 Front/Threaded rear spacer PCB clip	242 A 20920 X	62	M3 Front/Threaded rear spacer PCB clip	241 A 21550 X

PCB clip .122"/3.1 ± .004"/0.10 mm hole diameter and .063"/1.6 mm circuit board thickness