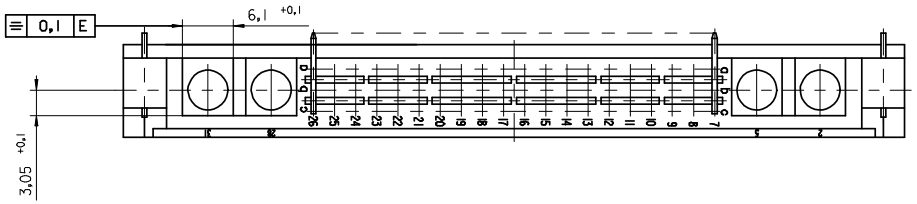

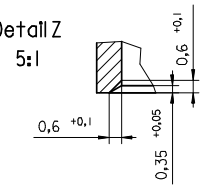

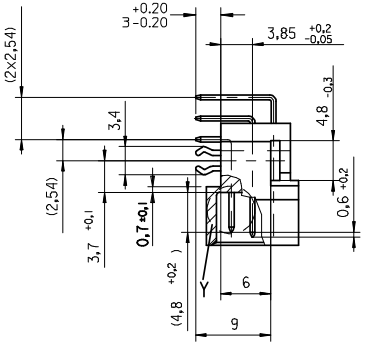

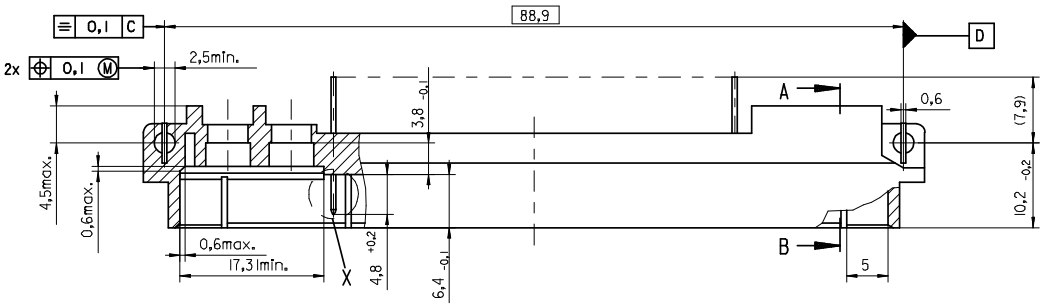

Section A - B

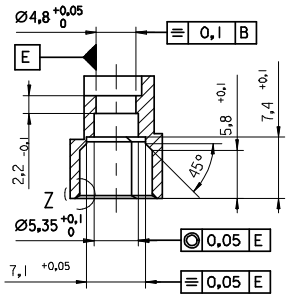

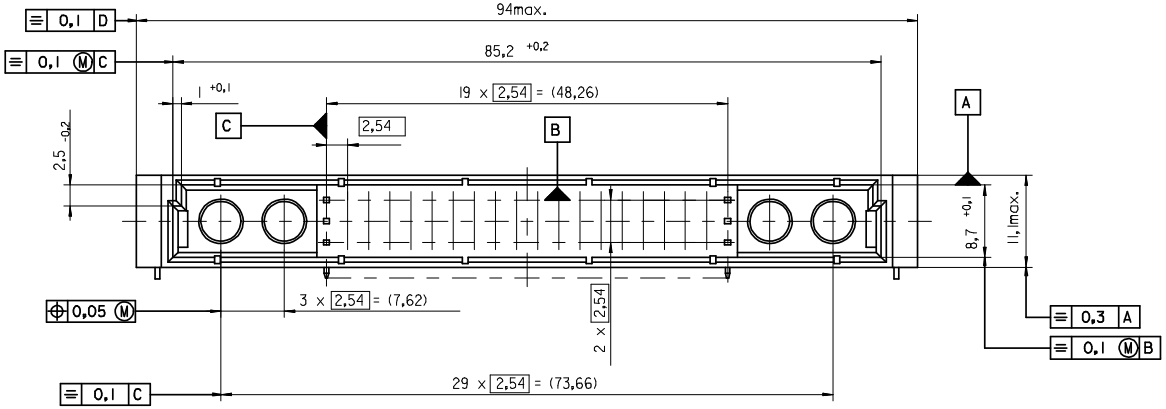

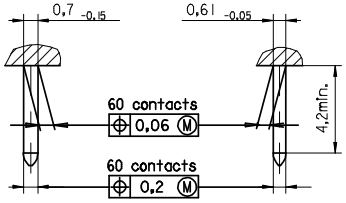

View Y
5:1

ENTER DESCRIPTION	
EC NO: I2009-0039	2008/07/28
DRWN:SJ	2008/07/31
CHKD:KPRASAD	2008/08/11
APPR:KPRASAD	DESCRIPTION
B	REV

QUALITY SYMBOLS
▼=0
▽C=0

GENERAL TOLERANCES (UNLESS SPECIFIED)

	mm	INCH
4 PLACES	± ---	± ---
3 PLACES	± ---	± ---
2 PLACES	± ---	± ---
1 PLACE	± ---	± ---
ANGULAR ± 2 °		

DRAFT WHERE APPLICABLE MUST REMAIN WITHIN DIMENSIONS

DIMENSION STYLE: MM ONLY

SCALE: 2:1

DESIGN UNITS: METRIC

THIRD ANGLE PROJECTION

DRAWN BY	CA	DATE 1995/06/13
CHECKED BY	KN	DATE 1995/06/13
APPROVED BY	KN	DATE 1995/06/13

TITLE: 60POS. MALE DIN CONNECTOR DIN 41612 STYLE M

MOLEX INCORPORATED

MATERIAL NO.: ---------

DOCUMENT NO.: SDA-85009-0003

SHEET NO.: 1 OF 2

SIZE: A2

THIS DRAWING CONTAINS INFORMATION THAT IS PROPRIETARY TO MOLEX INCORPORATED AND SHOULD NOT BE USED WITHOUT WRITTEN PERMISSION

View on mating side

	32	31	30	29	28	27	26	25	24	23	22	21	20	19	18	17	16	15	14	13	12	11	10	9	8	7	6	5	4	3	2	1
c							C	C	C	C	C	C	C	C	C	C	C	C	C	C	C	C	C	C	C	C						
b																																
a							A	A	A	A	A	A	A	A	A	A	A	A	A	A	A	A	A	A	A	A						

A = 20 standard contacts L=3
C = 20 standard contacts L=3

S = 40 total number of contacts

Marking	Standard
Performance level	G2/0 = Contact area level2 / Termination tin
Flux proof	no
Fixing clip	no
Dimensions	SDA-85009-0003 sht.1
TechnicalData	PS-85003-0001

Contact symbol	Perform. level	Contact position number
C	G2/0	c7-26
A	G2/0	a7-26

LTR	REVISIONS
C	see ECN No. 2204 96/07/18 Ca

FOR PREVIOUS REVISIONS SEE MRI LIST

UNLESS OTHERWISE SPECIFIED TOLERANCES: ANGULAR ±2°

	INCH	METRIC
3 PLACE	± .	±
2 PLACE	± .	±
1 PLACE	± .	±

DRAFT WHERE APPLICABLE MUST REMAIN WITHIN DIMENSIONS

DESIGN DIMENSION ☐ MM ☐ IN.

EQUIVALENT DIMENSION ☐ MM ☐ IN.

IF TWO DIMENSIONS ARE SHOWN THE UPPER IS THE DESIGN DIMENSION, LOWER IS SECONDARY

DRWG BY: Ca | SIGN

CHK'D BY: KN | SIGN

APP'D BY | SIGN

SCALE

REVISE ONLY ON CAD SYSTEM | SH. | REV.

CADCAM PROJECT NAME: s8500900 s61

THIS DRAWING CONTAINS INFORMATION THAT IS PROPRIETARY TO MOLEX INC. & SHOULD NOT BE USED WITHOUT WRITTEN PERMISSION

TITLE

60 pos. Male connector acc. DIN 41612 style M contacts arrangement

molex® MOLEX EUROPE

SHEET NO.: 1 OF 1 | DATE: 95/06/08

PART NO.: 85009-0062 | DWG NO.: SDA-85009-0062 | SIZE: A