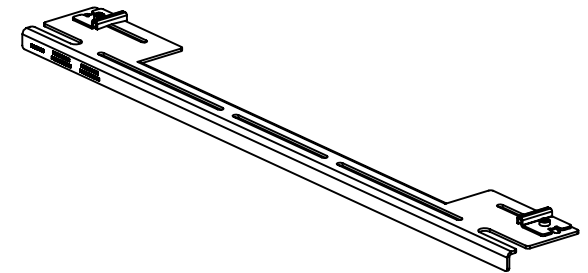
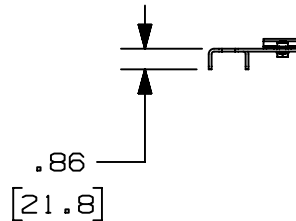
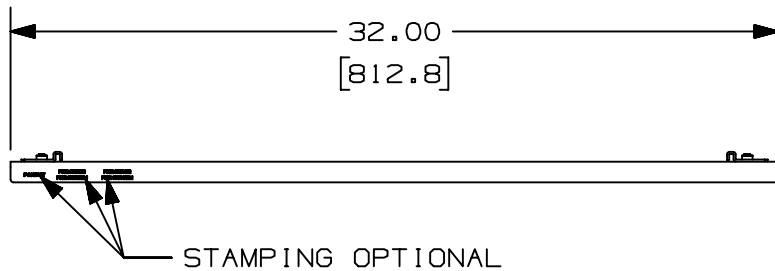
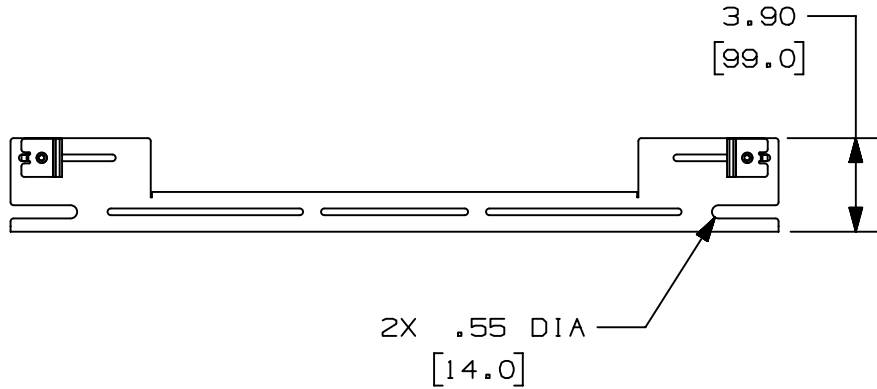


THIS COPY IS PROVIDED ON A RESTRICTED BASIS AND IS NOT TO BE USED IN ANY WAY DETRIMENTAL TO THE INTERESTS OF PANDUIT CORP.

PANDUIT PART NUMBER	WEIGHT
FR24TBE12 FR24TBE12M	4.12 LB/EACH (1869g/EACH)

**NOTES:**

1. SEE CURRENT CATALOG FOR ADDITIONAL PART SUFFIXES TO INDICATE PACKAGE QUANTITY.
2. THE FIBERRUNNER 24x4 QUIKLOCK TRAPEZE BRACKET IS USED TO SUPPORT THE FIBERRUNNER 24x4 CABLE ROUTING SYSTEM BETWEEN TWO (2) SECTIONS OF EXISTING 1/2" (M12) THREADED ROD THAT ARE 27" (685.8) - 31.5" (800.1) APART.
3. THE FIBERRUNNER 24x4 QUIKLOCK TRAPEZE BRACKET - EXISTING 1/2" (M12) THREADED ROD INCLUDES: ONE (1) BRACKET ASSEMBLY, FOUR (4) 1/2-13 SPLIT LOCK NUTS (FR24TBE12 ONLY), FOUR (4) M12x1.75 SPLIT LOCK NUTS (FR24TBE12M ONLY).
4. FINISH COLOR: BLACK (EXCEPT FOR HARDWARE)
5. DIMENSIONS IN PARENTHESES ARE IN METRIC.



TITLE <b>FIBERRUNNER 24x4 QUIKLOCK TRAPEZE BRACKET - EXISTING 1/2" (M12) THREADED ROD (FR24TBE12, FR24TBE12M)</b>		CUSTOMER DRAWING	
ITEM REVISION NAME <b>D39701CR/00</b>		<b>PANDUIT</b>	
DATASET FILE NAME <b>D39701CR_DC/00B</b>			
UNLESS OTHERWISE SPECIFIED, DIMENSIONAL TOLERANCES ARE: (.X) ± (.XX) ± .03 (.8)      (.XXX) ± ANGLS ±		MATERIAL: <b>STEEL</b>	
DRAWING NUMBER: <b>39701-47</b>		THIRD ANGLE PROJECTION	
DRAWN BY <b>MSO</b>	DATE <b>10-21-08</b>	CHK <b>SL</b>	SCALE <b>NONE</b>
REV	DATE	BY	CHK
00B	11-18-19	MES	FWI
DESCRIPTION <b>B. ADDED STAMPING OPTIONAL NOTE A. UPDATED TITLE BLOCK TO LATEST REVISION REMOVED PRIOR REVISIONS</b>		APR	FWI
ECN <b>V09002CN/07</b>		SHT 1 OF 1	
		SIZE <b>A</b>	

D10100DA/20