



Data sheet | Item number: 811-321

2-conductor fuse holder ; for cylindrical fuses 10 x 38 mm; 13/32" x 1 1/2"; 2-pole; with blown fuse indication; 600 VAC/VDC; for DIN-rail 35 x 15 and 35 x 7.5; 16 mm²; CAGE CLAMP®; 16,00 mm²; light gray



www.wago.com/811-321



Subject to changes. Please also observe the further product documentation!

WAGO GmbH & Co. KG
Hansastr. 27
32423 Minden
Phone: +49571 887-0 | Fax: +49571 887-169
Email: info.de@wago.com | Web: www.wago.com

Do you have any questions about our products?
We are always happy to take your call at +49 (571) 887-44222.



Data Notes

Safety information

The fuse holder must not be opened under load.

Electrical data

Ratings per IEC/EN

Ratings per	IEC/HD 60269-2
Ratings (note)	Electrical ratings are specified in the technical data of both fuse terminal block and fuse. When selecting glass cartridge fuses, make sure that the listed power loss is not exceeded.
Nominal voltage (III/3)	690 V
Rated current	32 A
Blown fuse indication	with blown fuse indication

Ratings per IEC/EN 2

Rated voltage (III/3) 2	1000 V
-------------------------	--------

Ratings per UL

Approvals per	UL 4248-1
Rated voltage (UL)	750 V
Rated current (UL)	30 A
Rated voltage (UL 2)	1,000 V

Ratings per CSA

Approvals per	CSA 22.2
Rated current (CSA)	30 A
Rated voltage (CSA)	600 V
Rated voltage CSA 2	1,000 V

Power Loss

Power loss P_1 max. overload and short-circuit protection (individual arrangement)	3 W
Power loss P_1 max. overload and short-circuit protection (group)	3 W

Subject to changes. Please also observe the further product documentation!



arrangement)

Power loss $P_{I \text{ max}}$ short-circuit protection (individual arrangement) 3 WPower loss $P_{I \text{ max}}$ short-circuit protection (group arrangement) 3 W

General information

Voltage type 1	AC
Voltage type 2	DC
Fuse receptacle	pluggable
Fuse type	Cylindrical fuse; 10 x 38 mm

Connection data

Connection points	4
Total number of potentials	2
Number of levels	1

Connection 1

Connection technology	CAGE CLAMP®
Actuation type	Operating tool
Connectable conductor materials	Copper
Solid conductor	2.5 ... 16 mm ² / 14 ... 6 AWG
Fine-stranded conductor	2.5 ... 16 mm ² / 16 ... 6 AWG
Strip length	12 ... 13 mm / 0.47 ... 0.51 inches
Pole number	2
Wiring direction	Side-entry wiring

Physical data

Width	35 mm / 1.378 inches
Height	105 mm / 4.134 inches
Depth from upper-edge of DIN-rail	55 mm / 2.165 inches

Mechanical Data

Mounting type	DIN-35 rail
Mounting (note)	The fixed foot of the fuse terminal block must face upwards so that the fuse cannot fall out.

Subject to changes. Please also observe the further product documentation!



Material Data

Note (material data)

Information on material specifications can be found here

Color	light gray
Material group	I
Insulation material	Polyamide (PA66)
Flammability class per UL94	V0
Weight	11 g

Environmental requirements

Processing temperature	-35 ... +85 °C
Continuous operating temperature	-35 ... +85 °C

Commercial data

eCl@ss 10.0	27-14-11-16
eCl@ss 9.0	27-14-11-16
ETIM 8.0	EC002705
ETIM 7.0	EC002705
PU (SPU)	1 (1) pcs
Packaging type	box
GTIN	4050821508106
Customs tariff number	85369095000

Environmental Product Compliance

RoHS Compliance Status	Compliant, No Exemption
------------------------	-------------------------

Approvals / Certificates

Declarations of conformity and manufacturer's declarations

Logo	Approval	Additional Approval Text	Certificate name
	EU-Declaration of Conformity WAGO GmbH & Co. KG	-	-

Optional accessories

Mounting

Subject to changes. Please also observe the further product documentation!

WAGO GmbH & Co. KG
 Hansastr. 27
 32423 Minden
 Phone: +49571 887-0 | Fax: +49571 887-169
 Email: info.de@wago.com | Web: www.wago.com

Do you have any questions about our products?
 We are always happy to take your call at +49 (571) 887-44222.



Locking system

Item no.: 811-612

Coupling kit; for 12 poles; red

www.wago.com/811-612

Marking accessories

Marker carrier

Item no.: 285-442

Adaptor; gray

www.wago.com/285-442

Label

Item no.: 210-705/000-002

Labels; for TP printers; permanent adhesive; 6 x 15 mm; yellow

www.wago.com/210-705/000-002**Item no.: 210-706**

Labels; for TP printers; permanent adhesive; 9 x 15 mm; white

www.wago.com/210-706**Item no.: 210-706/000-002**

Labels; for TP printers; permanent adhesive; 9 x 15 mm; yellow

www.wago.com/210-706/000-002**Item no.: 210-705**

Labels; for TP printers; permanent adhesive; 6 x 15 mm; white

www.wago.com/210-705**Item no.: 210-805**

Labels; for Smart Printer; permanent adhesive; 6 x 15 mm; white

www.wago.com/210-805**Item no.: 210-805/000-002**

Labels; for Smart Printer; permanent adhesive; 6 x 15 mm; yellow

www.wago.com/210-805/000-002**Item no.: 210-806/000-002**

Labels; for Smart Printer; permanent adhesive; 9 x 15 mm; yellow

www.wago.com/210-806/000-002**Item no.: 210-806**

Labels; for Smart Printer; permanent adhesive; 9 x 15 mm; white

www.wago.com/210-806

Marker

Item no.: 2009-115/000-002

WMB-Inline; for Smart Printer; 1500 pieces on roll; stretchable 5 - 5.2 mm; plain; snap-on type; yellow

www.wago.com/2009-115/000-002**Item no.: 2009-115/000-007**

WMB-Inline; for Smart Printer; 1500 pieces on roll; stretchable 5 - 5.2 mm; plain; snap-on type; gray

www.wago.com/2009-115/000-007**Item no.: 2009-115/000-017**

WMB-Inline; for Smart Printer; 1500 pieces on roll; stretchable 5 - 5.2 mm; plain; snap-on type; light green

www.wago.com/2009-115/000-017

Subject to changes. Please also observe the further product documentation!

WAGO GmbH & Co. KG

Hansastr. 27

32423 Minden

Phone: +49571 887-0 | Fax: +49571 887-169

Email: info.de@wago.com | Web: www.wago.com

Do you have any questions about our products?

We are always happy to take your call at +49 (571) 887-44222.



Item no.: 2009-115/000-023

WMB-Inline; for Smart Printer; 1500 pieces on roll; stretchable 5 - 5.2 mm; plain; snap-on type; green

www.wago.com/2009-115/000-023

Item no.: 2009-115/000-024

WMB-Inline; for Smart Printer; 1500 pieces on roll; stretchable 5 - 5.2 mm; plain; snap-on type; violet

www.wago.com/2009-115/000-024

Item no.: 2009-115

WMB-Inline; for Smart Printer; 1500 pieces on roll; stretchable 5 - 5.2 mm; plain; snap-on type; white

www.wago.com/2009-115

Item no.: 793-5501/000-007

WMB marking card; as card; for terminal block width 5 - 17.5 mm; stretchable 5 - 5.2 mm; plain; snap-on type; gray

www.wago.com/793-5501/000-007

Item no.: 793-5501/000-012

WMB marking card; as card; for terminal block width 5 - 17.5 mm; stretchable 5 - 5.2 mm; plain; snap-on type; orange

www.wago.com/793-5501/000-012

Item no.: 793-5501/000-014

WMB marking card; as card; for terminal block width 5 - 17.5 mm; stretchable 5 - 5.2 mm; plain; snap-on type; brown

www.wago.com/793-5501/000-014

Item no.: 793-5501/000-017

WMB marking card; as card; for terminal block width 5 - 17.5 mm; stretchable 5 - 5.2 mm; plain; snap-on type; light green

www.wago.com/793-5501/000-017

Item no.: 793-5501/000-023

WMB marking card; as card; for terminal block width 5 - 17.5 mm; stretchable 5 - 5.2 mm; plain; snap-on type; green

www.wago.com/793-5501/000-023

Item no.: 793-5501/000-024

WMB marking card; as card; for terminal block width 5 - 17.5 mm; stretchable 5 - 5.2 mm; plain; snap-on type; violet

www.wago.com/793-5501/000-024

Item no.: 793-501/000-002

WMB marking card; as card; not stretchable; plain; snap-on type; yellow

www.wago.com/793-501/000-002

Item no.: 793-501/000-007

WMB marking card; as card; not stretchable; plain; snap-on type; gray

www.wago.com/793-501/000-007

Item no.: 793-501/000-017

WMB marking card; as card; not stretchable; plain; snap-on type; light green

www.wago.com/793-501/000-017

Item no.: 793-501/000-012

WMB marking card; as card; not stretchable; plain; snap-on type; orange

www.wago.com/793-501/000-012

Subject to changes. Please also observe the further product documentation!

WAGO GmbH & Co. KG

Hansastr. 27

32423 Minden

Phone: +49571 887-0 | Fax: +49571 887-169

Email: info.de@wago.com | Web: www.wago.com

Do you have any questions about our products?

We are always happy to take your call at +49 (571) 887-44222.

**Item no.: 793-501/000-023**

WMB marking card; as card; not stretchable; plain; snap-on type; green

www.wago.com/793-501/000-023**Item no.: 793-501/000-006**

WMB marking card; as card; not stretchable; plain; snap-on type; blue

www.wago.com/793-501/000-006**Item no.: 793-501/000-005**

WMB marking card; as card; not stretchable; plain; snap-on type; red

www.wago.com/793-501/000-005**Item no.: 793-501**

WMB marking card; as card; not stretchable; plain; snap-on type; white

www.wago.com/793-501**Item no.: 793-501/000-024**

WMB marking card; as card; not stretchable; plain; snap-on type; violet

www.wago.com/793-501/000-024**Item no.: 793-5501/000-005**

WMB marking card; as card; for terminal block width 5 - 17.5 mm; stretchable 5 - 5.2 mm; plain; snap-on type; red

www.wago.com/793-5501/000-005**Item no.: 793-5501/000-002**

WMB marking card; as card; for terminal block width 5 - 17.5 mm; stretchable 5 - 5.2 mm; plain; snap-on type; yellow

www.wago.com/793-5501/000-002**Item no.: 793-5501/000-006**

WMB marking card; as card; for terminal block width 5 - 17.5 mm; stretchable 5 - 5.2 mm; plain; snap-on type; blue

www.wago.com/793-5501/000-006**Item no.: 793-5501**

WMB marking card; as card; for terminal block width 5 - 17.5 mm; stretchable 5 - 5.2 mm; plain; snap-on type; white

www.wago.com/793-5501**Item no.: 2009-115/000-012**

WMB-Inline; for Smart Printer; 1500 pieces on roll; stretchable 5 - 5.2 mm; plain; snap-on type; orange

www.wago.com/2009-115/000-012**Item no.: 2009-115/000-006**

WMB-Inline; for Smart Printer; 1500 pieces on roll; stretchable 5 - 5.2 mm; plain; snap-on type; blue

www.wago.com/2009-115/000-006**Item no.: 2009-115/000-005**

WMB-Inline; for Smart Printer; 1500 pieces on roll; stretchable 5 - 5.2 mm; plain; snap-on type; red

www.wago.com/2009-115/000-005**Testing and measuring**

Testing accessories

Item no.: 206-912

WAGO Test Probes; 2 mm Ø; 1000 V; CAT IV; 10 A

www.wago.com/206-912**Supply module**

Subject to changes. Please also observe the further product documentation!

WAGO GmbH & Co. KG

Hansastr. 27

32423 Minden

Phone: +49571 887-0 | Fax: +49571 887-169

Email: info.de@wago.com | Web: www.wago.com

Do you have any questions about our products?

We are always happy to take your call at +49 (571) 887-44222.



Supply module

Item no.: 811-471Supply module; 35 mm²; for 811 Series Fuse Terminal Blocks; SCREW CLAMP CONNECTION; 35,00 mm²; light graywww.wago.com/811-471

Ferrule

Ferrule

Item no.: 216-108Ferrule; Sleeve for 6 mm² / AWG 10; uninsulated; electro-tin plated; silver-coloredwww.wago.com/216-108**Item no.: 216-109**Ferrule; Sleeve for 10 mm² / AWG 8; uninsulated; electro-tin platedwww.wago.com/216-109**Item no.: 216-206**Ferrule; Sleeve for 2.5 mm² / AWG 14; insulated; electro-tin plated; bluewww.wago.com/216-206**Item no.: 216-207**Ferrule; Sleeve for 4 mm² / AWG 12; insulated; electro-tin plated; graywww.wago.com/216-207**Item no.: 216-209**Ferrule; Sleeve for 10 mm² / AWG 8; insulated; electro-tin plated; redwww.wago.com/216-209**Item no.: 216-208**Ferrule; Sleeve for 6 mm² / AWG 10; insulated; electro-tin plated; electrolytic copper; gastight crimped; acc. to DIN 46228, Part 4/09.90; yellowwww.wago.com/216-208**Item no.: 216-547**

Twin ferrule only for 811 series; Sleeve for 2 x 6 mm / AWG 10; insulated; Nominal current 63 A; yellow

www.wago.com/216-547**Item no.: 216-546**

Twin ferrule only for 811 series; Sleeve for 2 x 4 mm / AWG 12; insulated; Nominal current 63 A; gray

www.wago.com/216-546**Item no.: 216-545**

Twin ferrule only for 811 series; Sleeve for 2 x 2.5 mm / AWG 14; insulated; Nominal current 63 A; blue

www.wago.com/216-545

Jumpers

Jumper

Item no.: 811-479

Jumper; 9-way; insulated; light gray

www.wago.com/811-479**Item no.: 811-481**

Jumper; 11-way; insulated; light gray

www.wago.com/811-481**Item no.: 811-480**

Jumper; 10-way; insulated; light gray

www.wago.com/811-480**Item no.: 811-474**

Jumper; 4-way; insulated; light gray

www.wago.com/811-474**Item no.: 811-476**

Jumper; 6-way; insulated; light gray

www.wago.com/811-476**Item no.: 811-478**

Jumper; 8-way; insulated; light gray

www.wago.com/811-478

Subject to changes. Please also observe the further product documentation!

WAGO GmbH & Co. KG

Hansastr. 27

32423 Minden

Phone: +49571 887-0 | Fax: +49571 887-169

Email: info.de@wago.com | Web: www.wago.com

Do you have any questions about our products?

We are always happy to take your call at +49 (571) 887-44222.



Item no.: 811-477 Jumper; 7-way; insulated; light gray	www.wago.com/811-477
Item no.: 811-475 Jumper; 5-way; insulated; light gray	www.wago.com/811-475
Item no.: 811-472 Jumper; 2-way; insulated; light gray	www.wago.com/811-472
Item no.: 811-473 Jumper; 2-way; insulated; light gray	www.wago.com/811-473
Item no.: 811-482 Jumper; 12-way; insulated; light gray	www.wago.com/811-482

Downloads

Documentation

Bid Text

811-321 X81 - Datei	2019 年2月19 日	xml 4.0 kB	Download
811-321 doc - Datei	2017 年3月14 日	doc 26.6 kB	Download

Additional Information

		pdf 2.3 MB	Download
--	--	---------------	----------

CAD/CAE-Data

CAE data

EPLAN Data Portal 811-321		URL	Download
WSCAD Universe 811-321		URL	Download
ZUKEN Portal 811-321		URL	Download

CAD data

2D/3D Models 811-321		URL	Download
----------------------	--	-----	----------

Subject to changes. Please also observe the further product documentation!

WAGO GmbH & Co. KG
Hansastr. 27
32423 Minden
Phone: +49571 887-0 | Fax: +49571 887-169
Email: info.de@wago.com | Web: www.wago.com

Do you have any questions about our products?
We are always happy to take your call at +49 (571) 887-44222.

Environmental Product Compliance

Compliance Search

Environmental Product Compliance 811-321

URL

Download

2-conductor fuse holder ; for cylindrical fuses 10 x 38 mm; 13/32" x 11/2"; 2-pole;
with blown fuse indication; 600 VAC/VDC; for DIN-rail 35 x 15 and 35 x 7.5; 16 mm²;
CAGE CLAMP®; 16,00 mm²; light gray

Installation Notes

Installation



Creating a 2- or 3-pole fuse terminal block via coupling kit.



Removing a terminal block from the DIN-rail.

Conductor termination



Open and close lever via operating tool.



CAGE CLAMP® connection

Inserting a conductor.


Opening the clamping unit via integrated lever.

Subject to changes. Please also observe the further product documentation!



Terminating ferruled conductors up to 10 mm²
(8 AWG).

Commoning



Jumper bar for quick and convenient
commoning



Inserting a fuse.

Marking

Subject to changes. Please also observe the further product documentation!



WMB marker slot for convenient identification



Marker carriers (285-442) for continuous marking strips

Subject to changes. Please also observe the further product documentation!