

2-1734592-4 ✓ ACTIVE



FPC

TE Internal #: 2-1734592-4

FPC Connectors, Flex-to-Board, 24 Position, .02 in [.5 mm]

Centerline, Zero Insertion Force (ZIF), Right Angle, Surface Mount

[View on TE.com >](#)

Connectors > PCB Connectors > Wire-to-Board Connectors > FFC, FPC & Ribbon Connectors > FPC Connectors > 0.5mm FPC Connectors



Connector System: **Flex-to-Board**

Number of Positions: **24**

Centerline (Pitch): **.5 mm [.02 in]**

Insertion Force Type: **Zero Insertion Force (ZIF)**

PCB Mount Orientation: **Right Angle**

[All 0.5mm FPC Connectors \(135\)](#)

Features

Product Type Features

PCB Connector Assembly Type	PCB Mount Receptacle
Connector Product Type	Connector Assembly
Connector System	Flex-to-Board
Insertion Force Type	Zero Insertion Force (ZIF)
FPC Actuator Type	Stuffer (Plunger Style)
Connector & Contact Terminates To	Flexible Printed Circuit (FPC), Printed Circuit Board

Configuration Features

Compatible With Wire & Cable Type	FFC, FPC
Number of Rows	1
Number of Positions	24
PCB Mount Orientation	Right Angle

Electrical Characteristics



Operating Voltage	250 VAC
-------------------	---------

Body Features

Primary Product Color	Natural
-----------------------	---------

Contact Features

PCB Contact Termination Area Plating Material Thickness	.025 μm [100 μin]
---	--

Contact Layout	Inline
----------------	--------

Contact Type	Socket
--------------	--------

Contact Mating Area Plating Material Thickness	.025 μm [100 μin]
--	--

Contact Shape & Form	Single Beam
----------------------	-------------

PCB Contact Termination Area Plating Material	Gold
---	------

Contact Base Material	Phosphor Bronze
-----------------------	-----------------

Contact Mating Location	Bottom
-------------------------	--------

Contact Mating Area Plating Material	Gold
--------------------------------------	------

Contact Current Rating (Max)	.5 A
------------------------------	------

Termination Features

Termination Method to Printed Circuit Board	Surface Mount
---	---------------

Mechanical Attachment

Mating Alignment	With
------------------	------

PCB Mount Alignment	Without
---------------------	---------

PCB Mount Retention	With
---------------------	------

Connector Mounting Type	Board Mount
-------------------------	-------------

Housing Features

Housing Material	LCP (Liquid Crystal Polymer)
------------------	------------------------------

Centerline (Pitch)	.5 mm[.02 in]
--------------------	---------------

Dimensions

Connector Length	17.43 mm[.686 in]
------------------	-------------------

Connector Height	2.05 mm[.08 in]
------------------	-----------------

Connector Width	5.1 mm[.2 in]
-----------------	---------------

Accepts Flex Cable Thickness	.3 mm[.012 in]
------------------------------	----------------

Usage Conditions

Operating Temperature Range	-40 – 85 $^{\circ}\text{C}$ [-40 – 185 $^{\circ}\text{F}$]
-----------------------------	---

Operation/Application



Circuit Application

Signal

Identification Marking

Circuit Identification Feature

Without

Packaging Features

Packaging Quantity

2000

Packaging Method

Tape

Product Compliance

For compliance documentation, visit the product page on [TE.com](https://www.te.com)>

EU RoHS Directive 2011/65/EU

Compliant

EU ELV Directive 2000/53/EC

Compliant

China RoHS 2 Directive MIIT Order No 32, 2016

No Restricted Materials Above Threshold

EU REACH Regulation (EC) No. 1907/2006

Current ECHA Candidate List: JUNE 2023 (235)
 Candidate List Declared Against: JAN 2022 (223)
 Does not contain REACH SVHC

Halogen Content

Not Low Halogen - contains Br or Cl > 900 ppm.

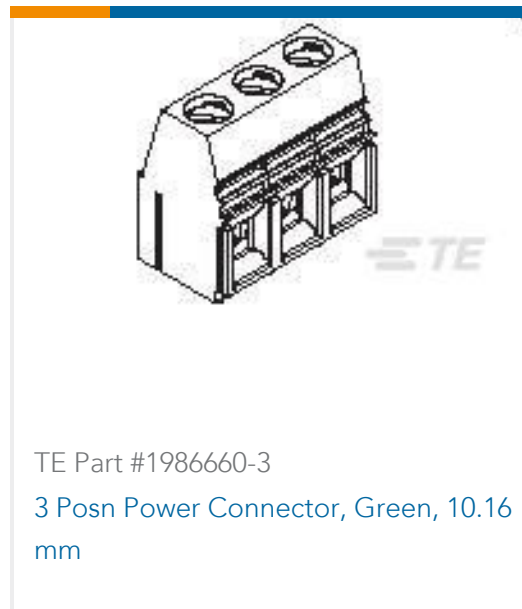
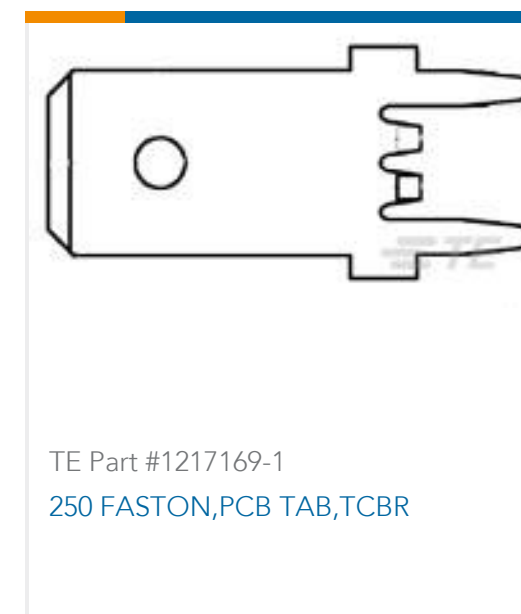

Solder Process Capability

Reflow solder capable to 260°C

Product Compliance Disclaimer

This information is provided based on reasonable inquiry of our suppliers and represents our current actual knowledge based on the information they provided. This information is subject to change. The part numbers that TE has identified as EU RoHS compliant have a maximum concentration of 0.1% by weight in homogenous materials for lead, hexavalent chromium, mercury, PBB, PBDE, DBP, BBP, DEHP, DIBP, and 0.01% for cadmium, or qualify for an exemption to these limits as defined in the Annexes of Directive 2011/65/EU (RoHS2). Finished electrical and electronic equipment products will be CE marked as required by Directive 2011/65/EU. Components may not be CE marked. Additionally, the part numbers that TE has identified as EU ELV compliant have a maximum concentration of 0.1% by weight in homogenous materials for lead, hexavalent chromium, and mercury, and 0.01% for cadmium, or qualify for an exemption to these limits as defined in the Annexes of Directive 2000/53/EC (ELV). Regarding the REACH Regulation, the information TE provides on SVHC in articles for this part number is based on the latest European Chemicals Agency (ECHA) 'Guidance on requirements for substances in articles' posted at this URL: <https://echa.europa.eu/guidance-documents/guidance-on-reach>

Customers Also Bought



Documents

Product Drawings

[FPC CONN. 0.5MM PITCH B/C, 24P](#)

English

CAD Files

[3D PDF](#)

3D

Customer View Model

[ENG_CVM_CVM_2-1734592-4_C_c-2-1734592-4-c.2d_dxf.zip](#)

English

Customer View Model

[ENG_CVM_CVM_2-1734592-4_C_c-2-1734592-4-c.3d_igs.zip](#)

English

Customer View Model

[ENG_CVM_CVM_2-1734592-4_C_c-2-1734592-4-c.3d_stp.zip](#)

English

By downloading the CAD file I accept and agree to the [Terms and Conditions](#) of use.

Datasheets & Catalog Pages

[1-1773959-6-flexible-printed-circuit-con](#)

English

[1-1773959-7-FPC-Connectors-CN](#)

[FPC Connector Family](#)

English

Product Specifications

[Product Specification](#)



English