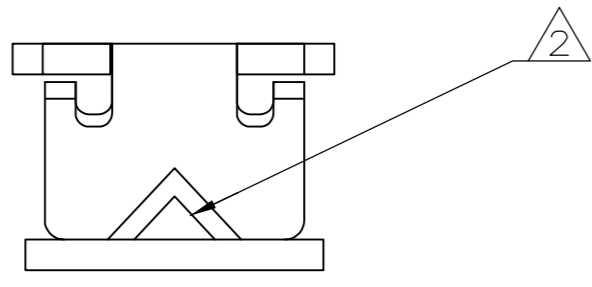
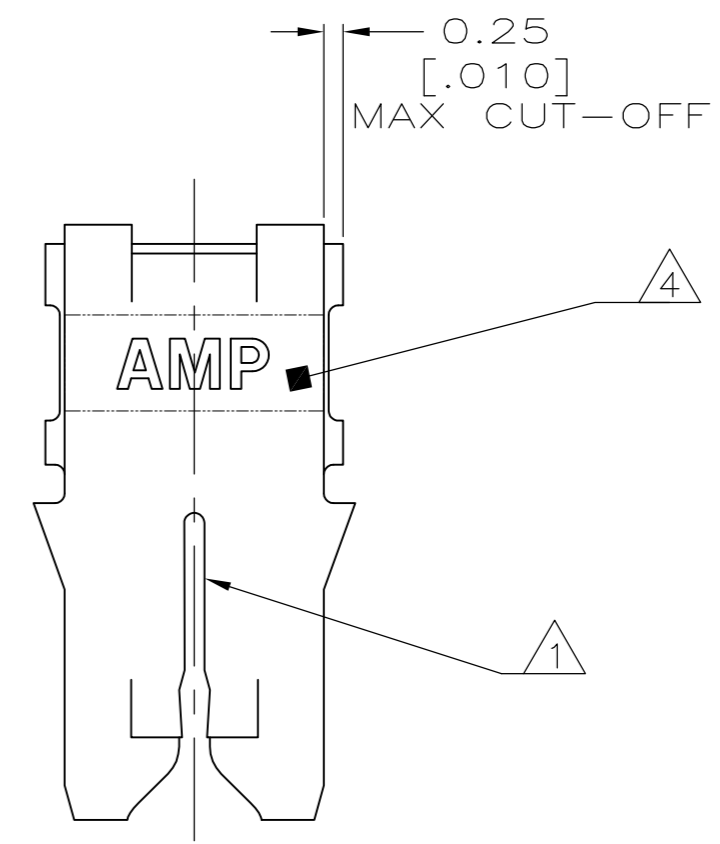
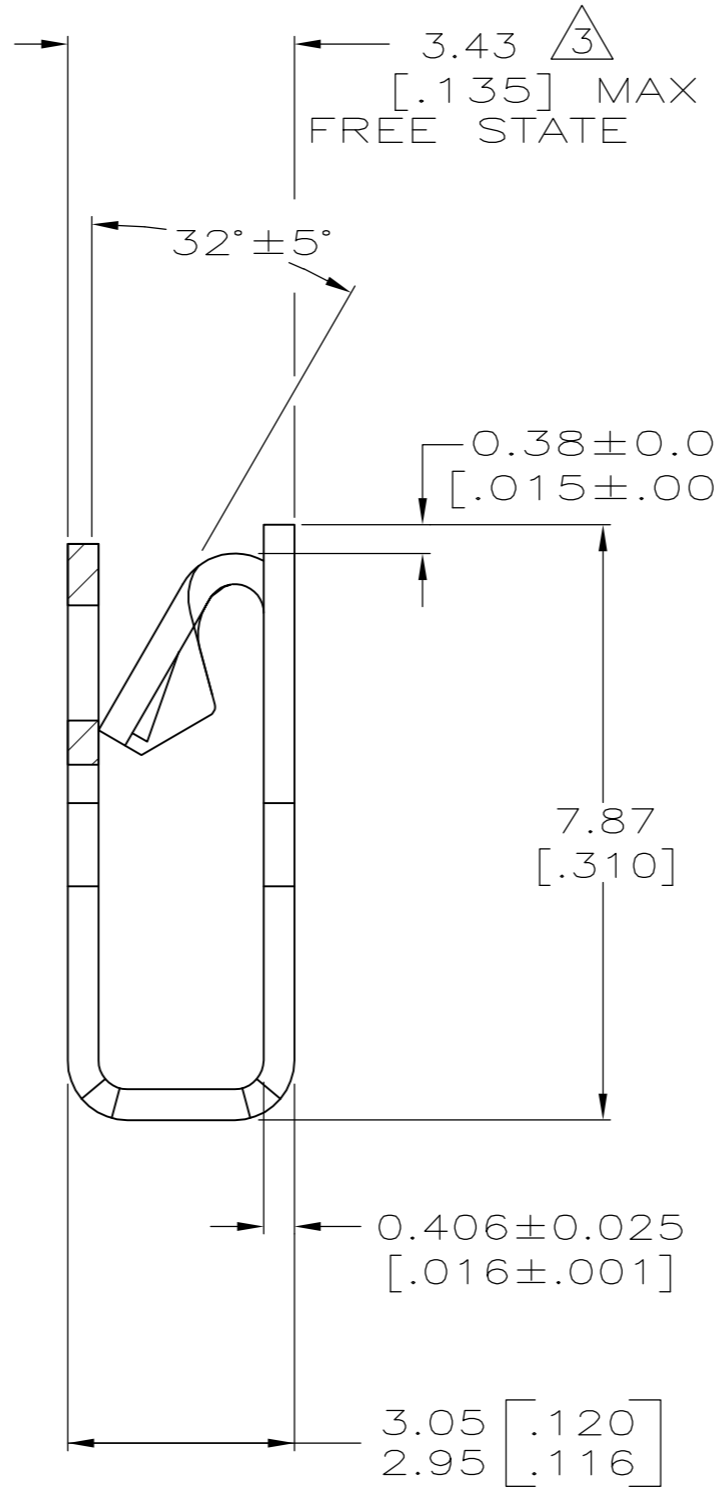
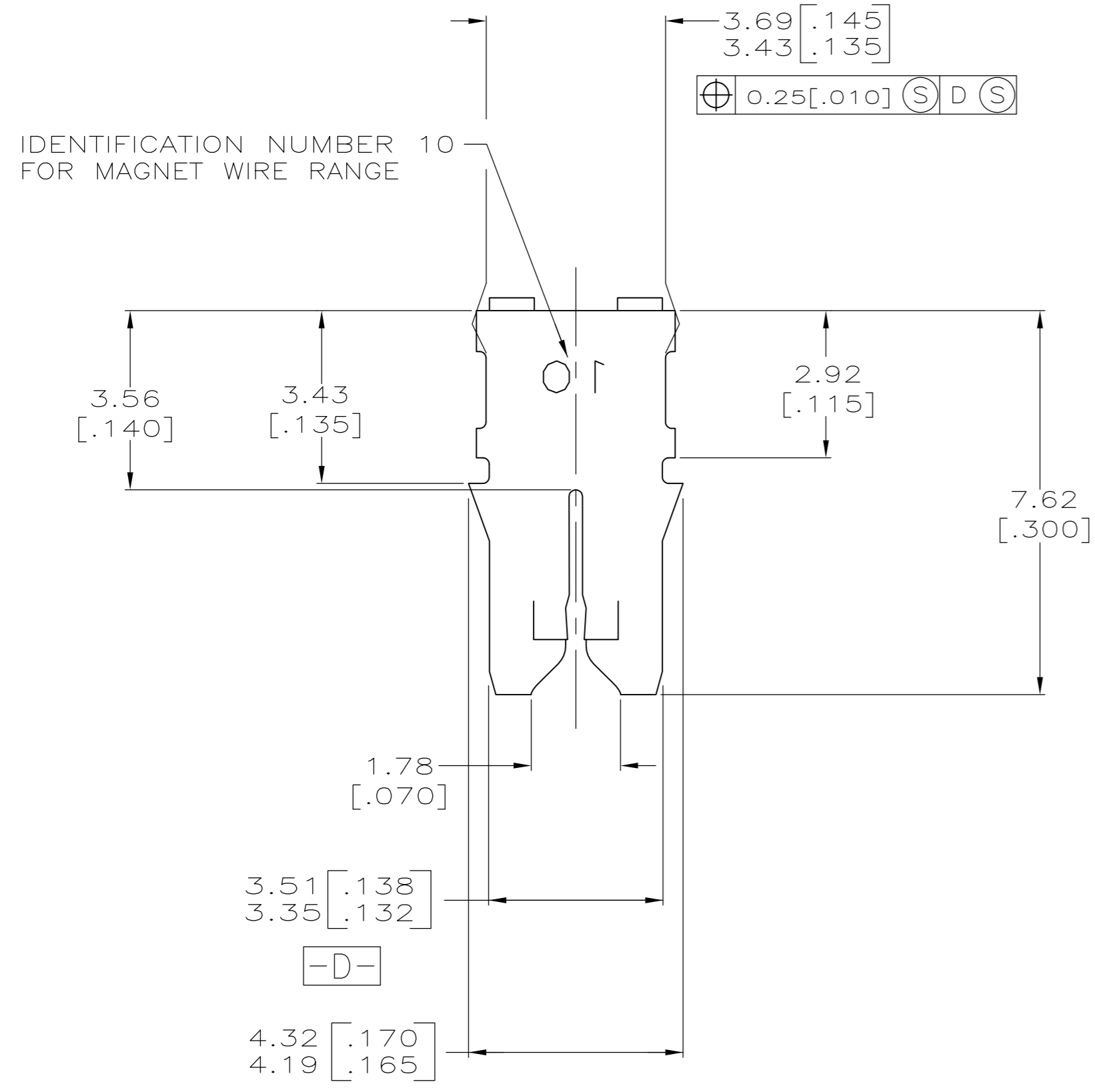


THIS DRAWING IS UNPUBLISHED. RELEASED FOR PUBLICATION
 © COPYRIGHT - 10AUG2015 ALL RIGHTS RESERVED.

LOC	DIST	REVISIONS				
P	LTR	DESCRIPTION	DATE	DWN	APVD	
AF	50	B1	ECR-15-005665	10AUG2015	BDA	PKS



- 1 SLOT ACCEPTS 0.36-0.57mm [#27-#23] AWG COPPER MAGNET WIRE.
SLOT ACCEPTS 0.51-0.64mm [#24-#22] AWG ALUMINUM MAGNET WIRE.
ALUMINUM WIRE RANGE APPLIES FOR POST-TIN PLATED VERSIONS ONLY. A SINGLE WIRE ONLY.
- 2 POKE-IN ACCEPTS A 0.50-0.90mm² [#20-#18] AWG SOLID OR FUSED STRANDED LEAD WIRE.
- 3 DIMENSION APPLIES WITH LEAF EDGE TOUCHING CARRIER SIDE OF BOX.
- 4 RED COLOR STRIPE APPLIED TO THIS SURFACE DURING LOOSE PIECE OPERATION TO PROVIDE COLOR CODING OF MAGNET WIRE RANGE.



63044-1
PART NO.

THIS DRAWING IS A CONTROLLED DOCUMENT.		DWN MICHAEL S. FEHER 13NOV97	TE Connectivity	
DIMENSIONS: mm [INCHES]		CHK JEFF R. RUTH 09JAN98	NAME NELSON E. NEFF	
TOLERANCES UNLESS OTHERWISE SPECIFIED:		APVD NELSON E. NEFF 13JAN98	PRODUCT SPEC 108-2012	
0 PLC ± -		APPLICATION SPEC 114-2046		SIZE A2
1 PLC ± -		WEIGHT -		CAGE CODE 00779
2 PLC ± 0.25 [.010]		CUSTOMER DRAWING		DRAWING NO C=63044
3 PLC ± -		SCALE 10:1		SHEET 1 of 1
4 PLC ± -		RESTRICTED TO -		REV B1
ANGLES ± -				
FINISH TIN PLATED				