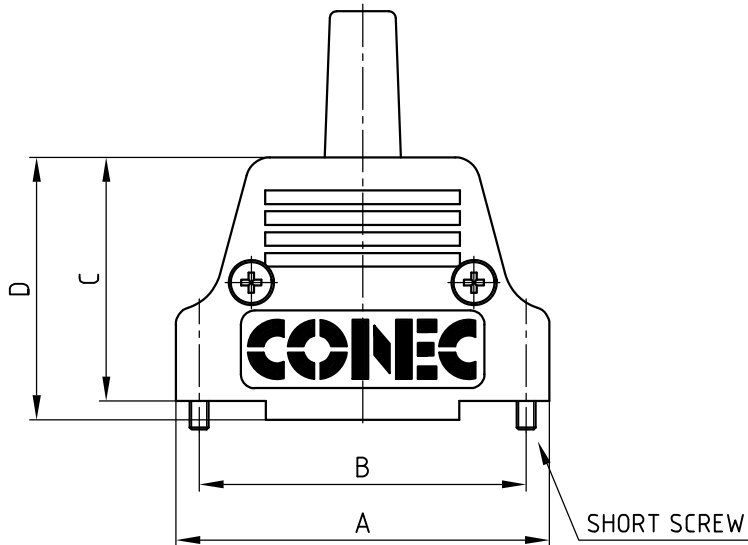
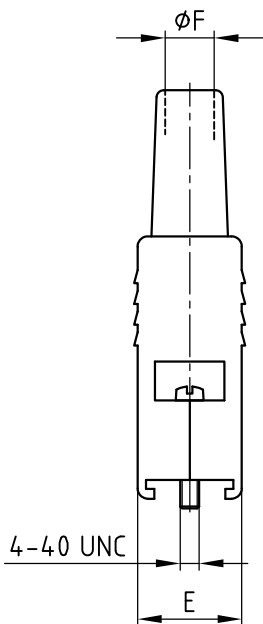
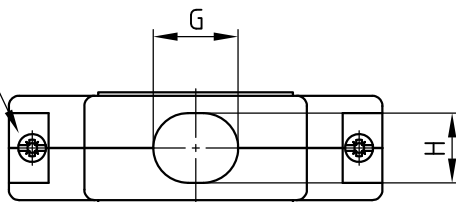


used for: D-SUB



COMBI
CROSS RECESSED SCREW
(Z - SIZE 1)
SLOTTED SCREW
(SLOTT WIDTH 0.8mm)



TOP VIEW
DRAWN WITHOUT
CABLE BUSHING



Pos.	A	B	C	D	E	ØF	G ^{+0.2}	H	Part NO. Bulk package	Part NO. Single package
9	31.7	25.0	30.0	32.7	15.0	5.0	9.0	9.0	165X17409X	165X17409XE
15	40.0	33.3	32.0	34.7	15.0	5.0	9.0	9.0	165X17419X	165X17419XE
25	53.7	47.0	35.0	37.7	15.0	7.0	12.2	10.0	165X17429X	165X17429XE
37	70.2	63.5	41.0	43.7	15.0	7.0	13.5	11.0	165X17439X	165X17439XE
50	67.8	61.1	41.0	43.7	17.7	9.3	15.3	12.7	165X17449X	165X17449XE

APPROVAL # FREIGABE # DEBLOCAGE # AUTORIZACION # APPROVAL

CUSTOMER APPROVAL DATE:

NAME: TITLE:

COMPANY NAME:

APPROVAL # FREIGABE # DEBLOCAGE # AUTORIZACION # APPROVAL

NOTES:

1. CASE: ZINC DIECAST; NICKEL PLATED
2. SHORT SCREW: STEEL; NICKEL PLATED
3. CABLE BUSHING: TPE
4. CABLE STRAIN RELIEF: STEEL; NICKEL PLATED
5. ATTENUATION FACTOR >60dB BETWEEN 300 MHz AND 900 MHz

THIS DRAWING MAY NOT BE COPIED OR REPRODUCED IN ANY WAY, AND MAY NOT BE PASSED ON TO A THIRD PARTY WITHOUT WRITTEN PERMISSION. OWNERSHIP AND COPYRIGHT OF CONEC GmbH DO NOT ALTER CAD DRAWING BY HAND

tolerance		dim. in mm	
2005	date	name	
drawn	07.02.	Lehmenkühler	
appd.	07.02.	Kühle	
norm		d-old	
1 x c	Ä 3466	20.10.2009	Lehmen
1 x b	Ä 2180	09.03.2005	Lehmen
a	Origin		
rev.	description	date	name



scale:	1:1	
material:	SEE NOTES	
title:	METAL HOOD 9-50pos. EMI / RFI SHIELDING with straight cable exit and short screws	
dwg no:	AutoCAD 2004	DIN-A
	16K1A1321	4
		sh: 1/1
part no:	SEE TABLE	