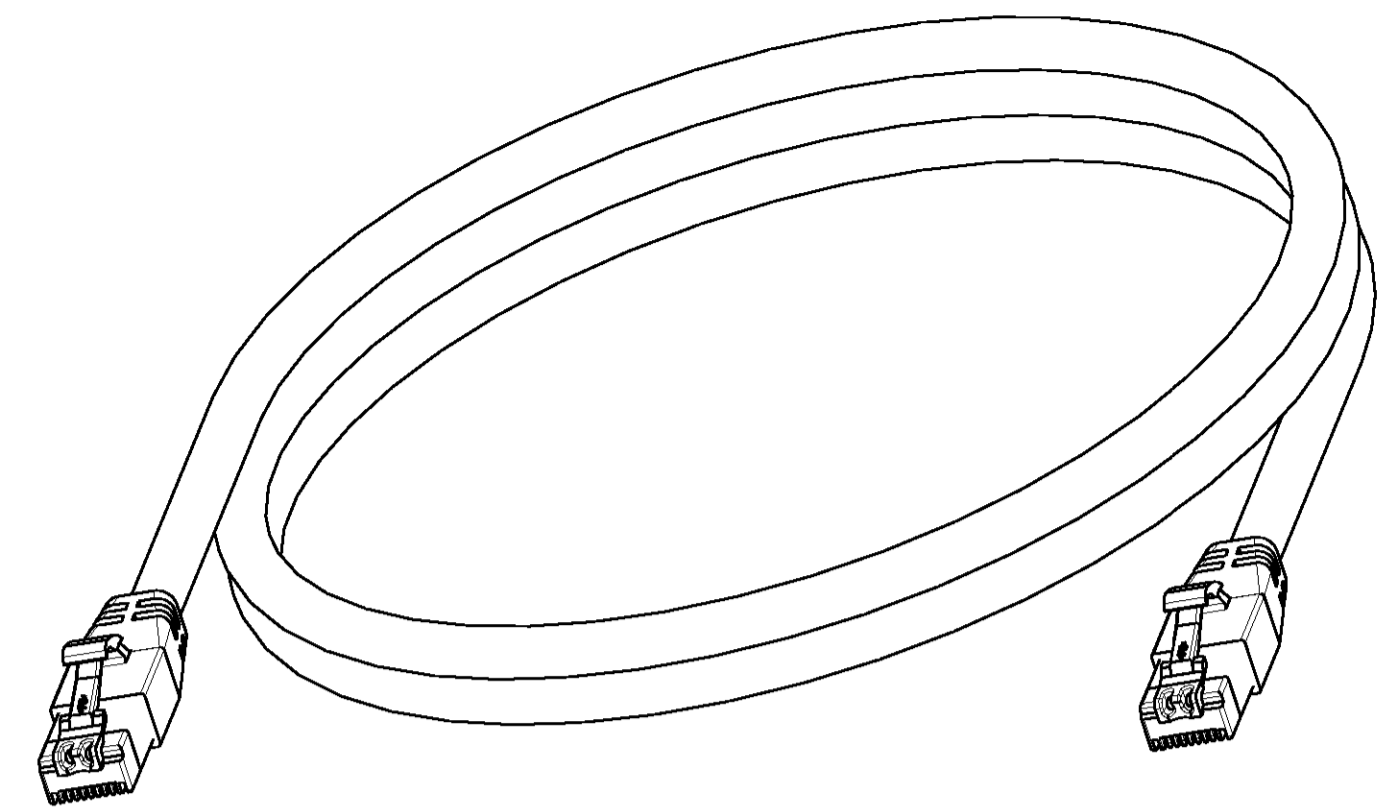
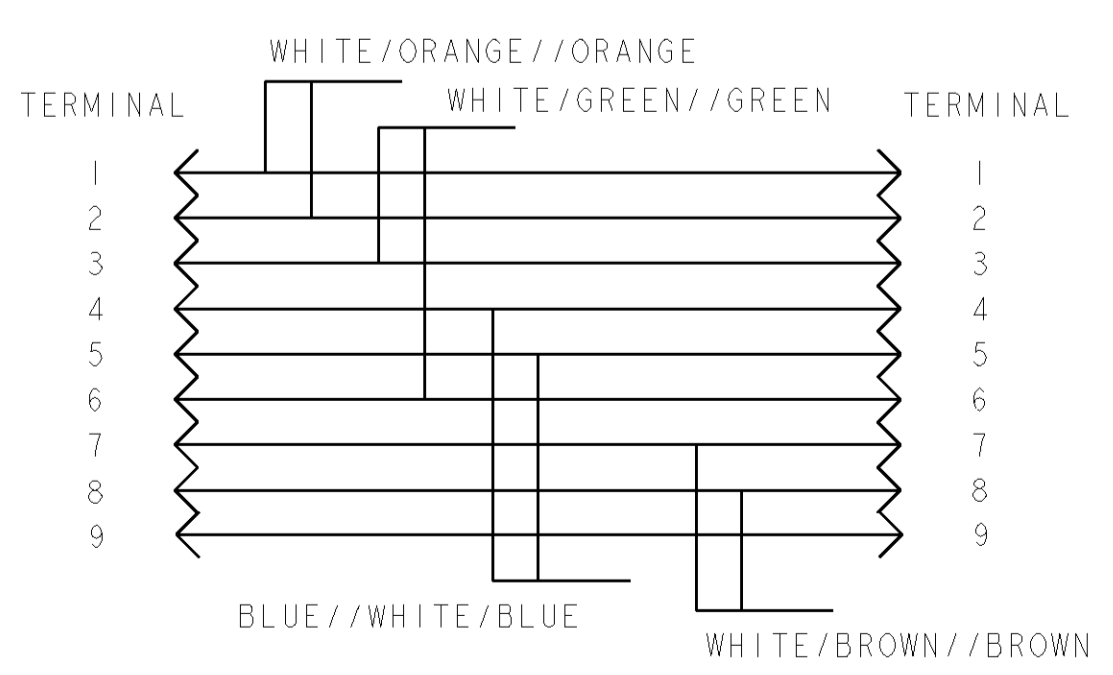
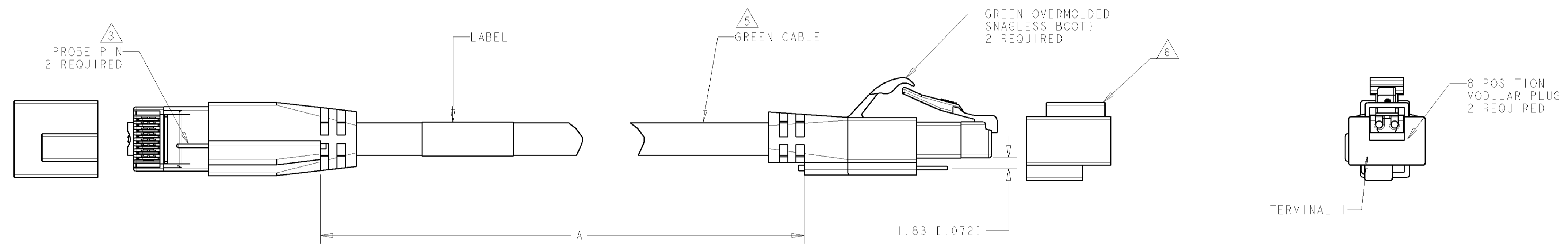


| LOC | DIST | REVISIONS |     |                      |           |     |      |
|-----|------|-----------|-----|----------------------|-----------|-----|------|
|     |      | P         | LTR | DESCRIPTION          | DATE      | DWN | APVD |
| HM  | 00   | E         |     | REV: EC 0B60-0118-04 | 28DEC2004 | GG  | MD   |



- ① CABLE ASSEMBLY SHALL BE WIRED PER WIRING DIAGRAM.
- 2. FINAL ASSEMBLY SHALL BE 568B COMPLIANT.
- ③ PROBE PINS ARE CONNECTED BY 9TH WIRE IN CABLE.
- ④ DIMENSIONS ARE MAXIMUM.
- ⑤ CABLE OUTSIDE DIAMETER IS 6.7 MM NOMINAL AND FOR REFERENCE ONLY.
- ⑥ PROTECTIVE CAPS TO BE REMOVED PRIOR TO MATING WITH MODULAR JACK, SHIPPED WITH CAPS INSTALLED.



① WIRING DIAGRAM 568B

|           |                 |             |
|-----------|-----------------|-------------|
| 25        | 7874.0 [310.00] | 2-1435860-5 |
| 16        | 5130.8 [202.00] | 1-1435860-6 |
| 14        | 4521.2 [178.00] | 1-1435860-4 |
| 10        | 3251.2 [128.00] | 1-1435860-0 |
| 9         | 2895.6 [114.00] | 1435860-9   |
| 7         | 2286.0 [90.00]  | 1435860-7   |
| 5         | 1676.4 [66.00]  | 1435860-5   |
| 4         | 1371.6 [54.00]  | 1435860-4   |
| 3         | 1066.8 [42.00]  | 1435860-3   |
| 2         | 762.0 [30.00]   | 1435860-2   |
| FEET, REF |                 | PART NO.    |

|                          |  |                                                                                                                       |  |                                                                         |  |                                                                                                                                        |  |
|--------------------------|--|-----------------------------------------------------------------------------------------------------------------------|--|-------------------------------------------------------------------------|--|----------------------------------------------------------------------------------------------------------------------------------------|--|
| DIMENSIONS:<br>MM [INCH] |  | TOLERANCES UNLESS OTHERWISE SPECIFIED:<br>0 PLC ±<br>1 PLC ±<br>2 PLC ±<br>3 PLC ±<br>4 PLC ±<br>ANGLES ±<br>FINISH - |  | DWN L HALL 05FEB04<br>ENR M DELPHIAS 06FEB04<br>APVD M DELPHIAS 06FEB04 |  | Tyco Electronics<br>Harrisburg, Pa., 17105-3608                                                                                        |  |
| MATERIAL -               |  | FINISH -                                                                                                              |  | PRODUCT SPEC -<br>APPLICATION SPEC -<br>WEIGHT -                        |  | NAME PATCH CORD, AMPTRAC CATEGORY 6, NON-PLENUM, GREEN W/GRN BOOTS<br>SIZE CAGE CODE DRAWING NO. A1 00779 C=1435860<br>RESTRICTED TO - |  |
| CUSTOMER DRAWING         |  |                                                                                                                       |  | SCALE NTS                                                               |  | SHEET 1 OF 1 REV E                                                                                                                     |  |