

1-179552-2 ✓ ACTIVE



Dynamic Series | Dynamic 3000 Series

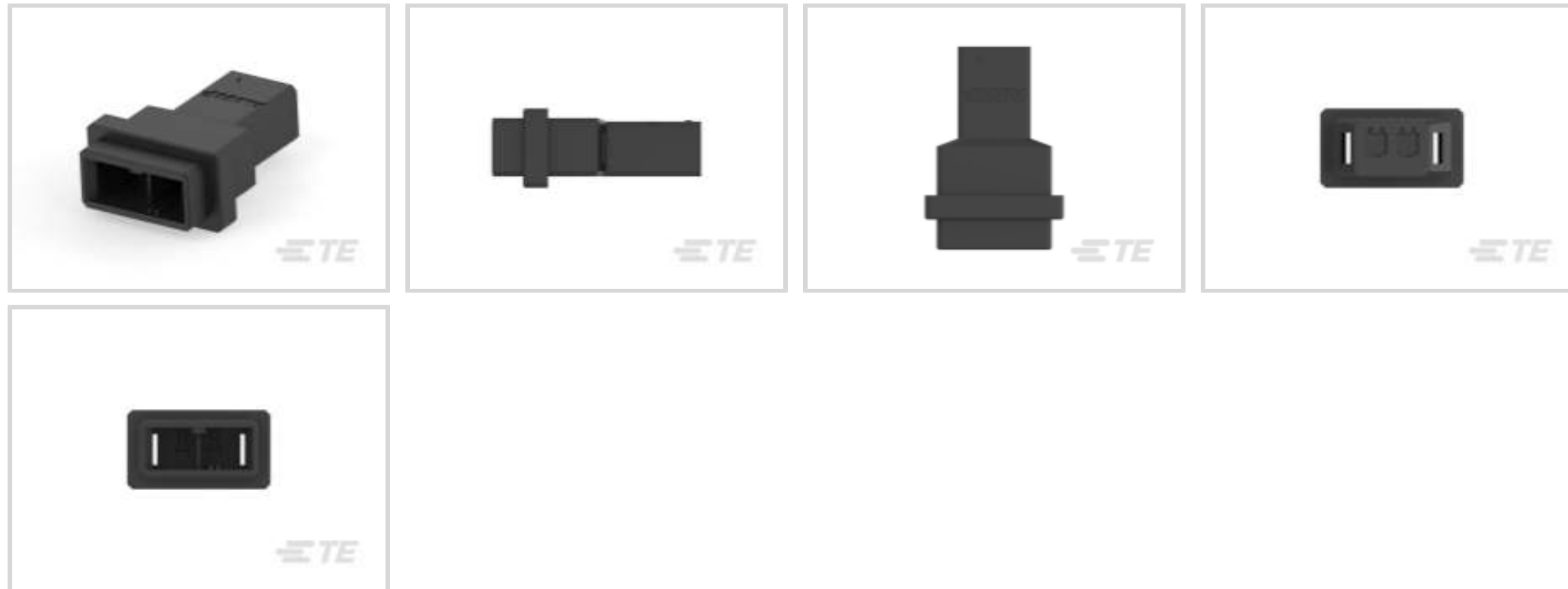
TE Internal #: 1-179552-2

Housing, Housing for Male Terminals, Wire-to-Wire, 2 Position, .2 in [5.08 mm] Centerline, Crimp, 1 Row, Black, Mating Retention, Dynamic 3000 Series

[View on TE.com >](#)

Connectors > PCB Connectors > Wire-to-Board Connectors > Wire-to-Board Connector Assemblies & Housings >

Receptacle and Tab Housing: 5.08 mm Pitch, 250-600V



Connector Product Type: **Housing**

Connector & Housing Type: **Housing for Male Terminals**

Connector System: **Wire-to-Wire**

Number of Positions: **2**

Centerline (Pitch): **5.08 mm [ .2 in ]**

[All Receptacle and Tab Housing: 5.08 mm Pitch, 250-600V \(64\)](#)

## Features

### Product Type Features

|                                   |                            |
|-----------------------------------|----------------------------|
| Connector Product Type            | Housing                    |
| Connector & Housing Type          | Housing for Male Terminals |
| Connector System                  | Wire-to-Wire               |
| Sealable                          | No                         |
| Connector & Contact Terminates To | Wire & Cable               |

### Configuration Features

|                     |   |
|---------------------|---|
| Number of Positions | 2 |
| Number of Rows      | 1 |

### Body Features

|                       |       |
|-----------------------|-------|
| Primary Product Color | Black |
|-----------------------|-------|

### Termination Features

|  |  |
|--|--|
|  |  |
|--|--|



|                                    |       |
|------------------------------------|-------|
| Termination Method to Wire & Cable | Crimp |
|------------------------------------|-------|

### Mechanical Attachment

|                         |                            |
|-------------------------|----------------------------|
| Mating Retention        | With                       |
| Connector Mounting Type | Cable Mount (Free-Hanging) |

### Housing Features

|                    |                 |
|--------------------|-----------------|
| Centerline (Pitch) | 5.08 mm [.2 in] |
|--------------------|-----------------|

### Usage Conditions

|                             |                             |
|-----------------------------|-----------------------------|
| Operating Temperature Range | -55 – 105 °C [-67 – 221 °F] |
|-----------------------------|-----------------------------|

### Operation/Application

|                     |                |
|---------------------|----------------|
| Circuit Application | Power & Signal |
|---------------------|----------------|

## Product Compliance

[For compliance documentation, visit the product page on TE.com>](#)

|   |  |
|---|--|
| EU RoHS Directive 2011/65/EU                  | Compliant  |
| EU ELV Directive 2000/53/EC                   | Compliant  |
| China RoHS 2 Directive MIIT Order No 32, 2016 | No Restricted Materials Above Threshold  |
| EU REACH Regulation (EC) No. 1907/2006        | Current ECHA Candidate List: JUNE 2023 (235)<br>Candidate List Declared Against: JAN 2023 (233)<br>Does not contain REACH SVHC |
| Halogen Content                               | Not Low Halogen - contains Br or Cl > 900 ppm.   |
| Solder Process Capability                     | Not applicable for solder process capability   |

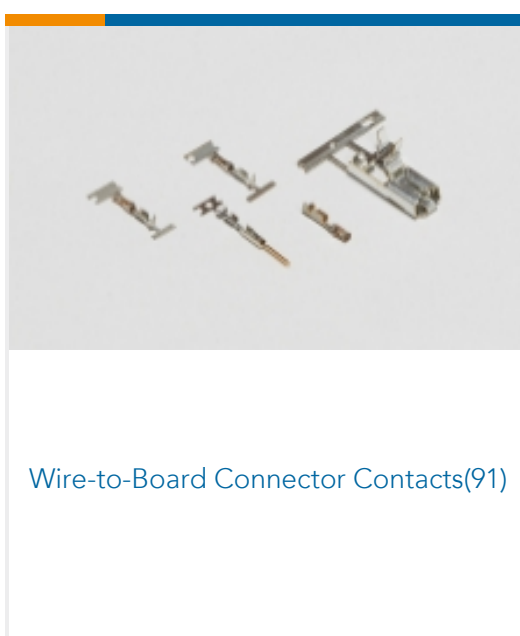
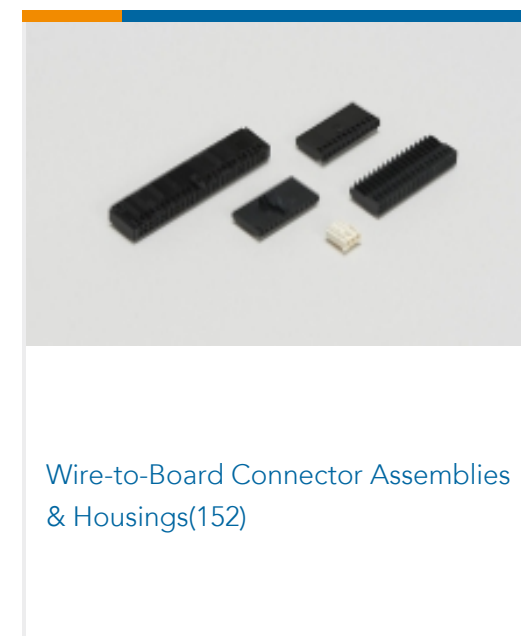


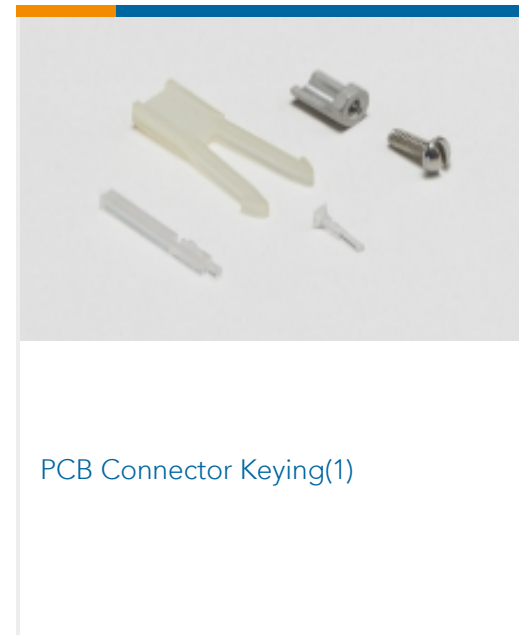
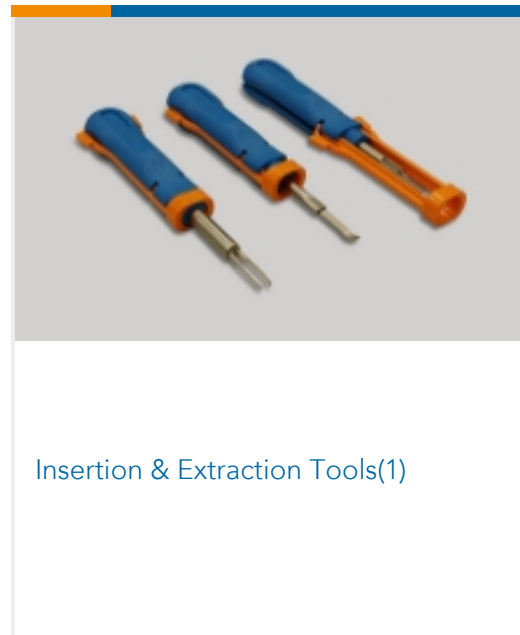

#### Product Compliance Disclaimer

This information is provided based on reasonable inquiry of our suppliers and represents our current actual knowledge based on the information they provided. This information is subject to change. The part numbers that TE has identified as EU RoHS compliant have a maximum concentration of 0.1% by weight in homogenous materials for lead, hexavalent chromium, mercury, PBB, PBDE, DBP, BBP, DEHP, DIBP, and 0.01% for cadmium, or qualify for an exemption to these limits as defined in the Annexes of Directive 2011/65/EU (RoHS2). Finished electrical and electronic equipment products will be CE marked as required by Directive 2011/65/EU. Components may not be CE marked. Additionally, the part numbers that TE has identified as EU ELV compliant have a maximum concentration of 0.1% by weight in homogenous materials for lead, hexavalent chromium, and mercury, and 0.01% for cadmium, or qualify for an exemption to these limits as defined in the Annexes of Directive 2000/53/EC (ELV). Regarding the REACH Regulation, the information TE provides on SVHC in articles for this part number is based on the latest European Chemicals Agency (ECHA) 'Guidance on requirements for substances in articles' posted at this URL: <https://echa.europa.eu/guidance-documents/guidance-on-reach>

## Compatible Parts



## Also in the Series | Dynamic 3000 Series



## Customers Also Bought





## Documents

### Product Drawings

[DYNAMIC D-3200S TAB HSG 2P K/X](#)

English

---

### CAD Files

Customer View Model

[ENG\\_CVM\\_CVM\\_1-179552-2\\_R.2d\\_dxf.zip](#)

English

3D PDF

3D

Customer View Model

[ENG\\_CVM\\_CVM\\_1-179552-2\\_R.3d\\_igs.zip](#)

English

Customer View Model

[ENG\\_CVM\\_CVM\\_1-179552-2\\_R.3d\\_stp.zip](#)

English

By downloading the CAD file I accept and agree to the [Terms and Conditions](#) of use.

---

### Datasheets & Catalog Pages

[1-1773732-4\\_DYNAMIC\\_SERIES\\_CATALOG\\_ENGLISH](#)

Japanese

[1-1773732-4\\_DYNAMIC\\_SERIES\\_CATALOG\\_ENGLISH](#)

English

---

### Product Specifications

[Product Specification](#)

English

---

### Product Environmental Compliance

[MD\\_1-179552-2\\_022720182352\\_dmtec](#)

English

[MD\\_1-179552-2\\_022720182352\\_dmtec](#)

English

---

### Agency Approvals

[TUV Certificate](#)

English