

REVISIONS

P	LTR	DESCRIPTION	DATE	DWN	APVD
	C	AS PER ECO-20-004510	30MAR2020	RJ	UV

PRODUCT NAME	PRODUCT DIMENSIONS			CABLE DIMENSIONS			
	L MAX	øA min	øB min	øD MAX	øE min	øG MAX	J ±0.5 (±0.02)
D-100-00	17.25 (0.680)	2.8 (0.110)	3.15 (0.125)	3.15 (0.125)	1.40 (0.055)	2.7 (0.105)	7 (0.275)

APPLICATION

THESE PARTS ARE DESIGNED TO PROVIDE AN ENVIRONMENT PROTECTED SHIELD TERMINATION ON CABLES, RATED FOR 125°C MINIMUM, MEETING THE DIMENSIONAL CRITERIA LISTED, HAVING TIN OR SILVER PLATED COPPER SHIELDS.

INSTALL USING TE CONNECTIVITY-APPROVED CONVECTION OR INFRARED TOOLS IN ACCORDANCE WITH RAYCHEM ASSEMBLY PROCEDURE RCPS-100-70.

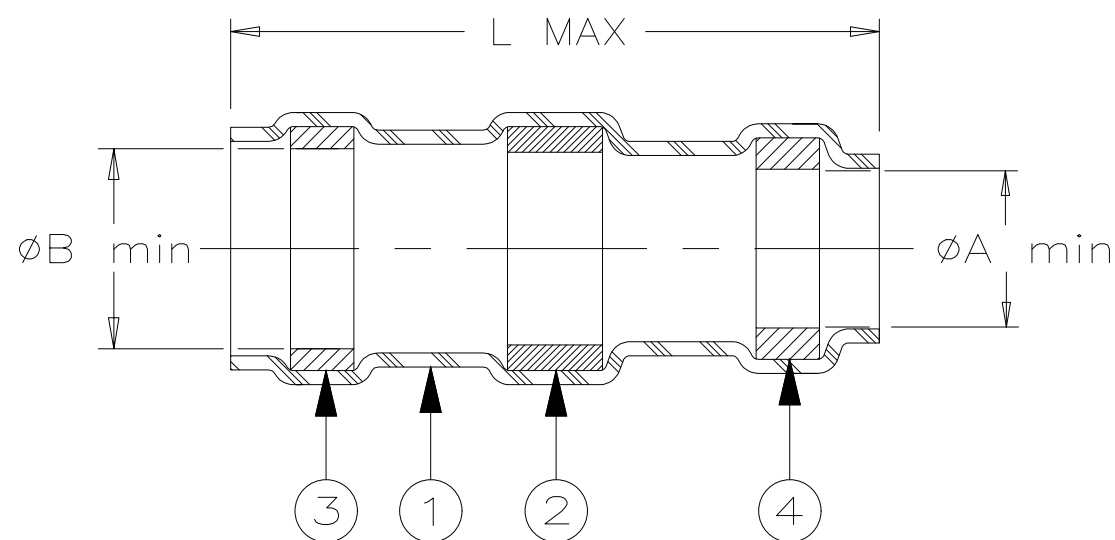
PERFORMANCE

ASSEMBLIES WILL MEET REQUIREMENTS OF RAYCHEM SPECIFICATION RT-1404 AND NATIONAL AEROSPACE STANDARD NAS-1747.

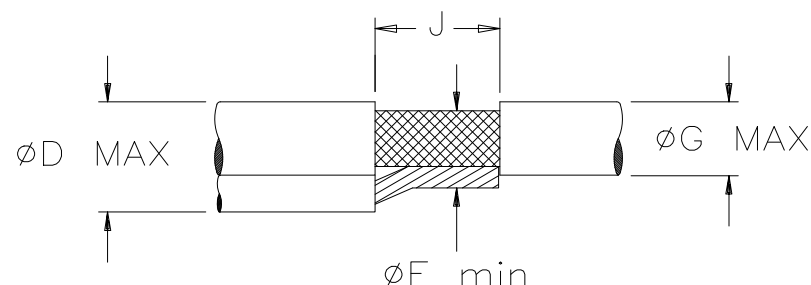
TEMPERATURE RANGE:  
-55°C TO +150°C.


TECHNICAL DETAILS

ITEM	DESCRIPTION	MATERIAL
①	HEAT-SHRINKABLE INSULATION SLEEVE TRANSPARENT BLUE.	RADIATION CROSS-LINKED POLYVINYLIDENE FLUORIDE.
②	SOLDER PREFORM WITH FLUX.	SN63 PB37 THERMAL INDICATOR: VIOLET
③	MELTABLE RING. COLOR: GREY	THERMALLY STABILIZED THERMOPLASTIC.
④	MELTABLE RING. COLOR: GREY	THERMALLY STABILIZED THERMOPLASTIC.



FOR BEST RESULTS, PREPARE THE CABLE AS SHOWN:



THIS DRAWING IS A CONTROLLED DOCUMENT.		DWN A.REJISH 30MAR2020	 TE Connectivity				
DIMENSIONS: mm [INCHES]		CHK N.HEGDE 30MAR2020					
TOLERANCES UNLESS OTHERWISE SPECIFIED:		APVD U.VARMA 30MAR2020	NAME SOLDERSLEEVE SHIELD TERMINATOR				
0 PLC ± - 1 PLC ± - 2 PLC ± - 3 PLC ± - 4 PLC ± - ANGLES ± -		PRODUCT SPEC -	APPLICATION SPEC -				
MATERIAL -		FINISH -	WEIGHT 0	SIZE A3	CAGE CODE 06090	DRAWING NO C-D-100-00	RESTRICTED TO -
CUSTOMER DRAWING			SCALE DNS	SHEET 1 OF 1	REV C		