

CONNECTOR ASSEMBLY EXEMPLARY LOADED

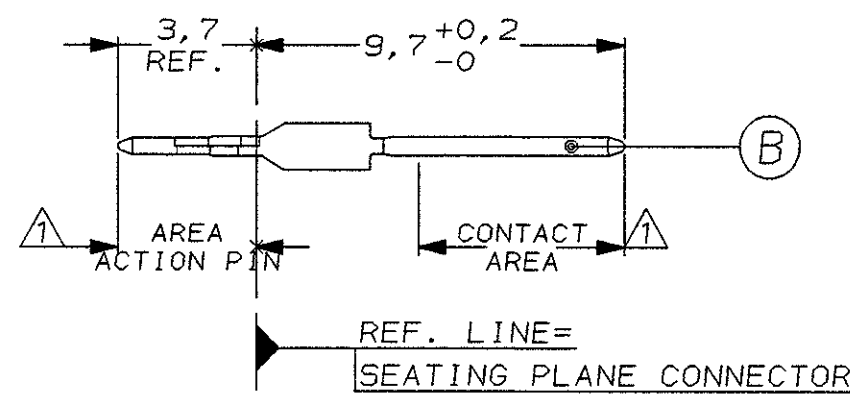
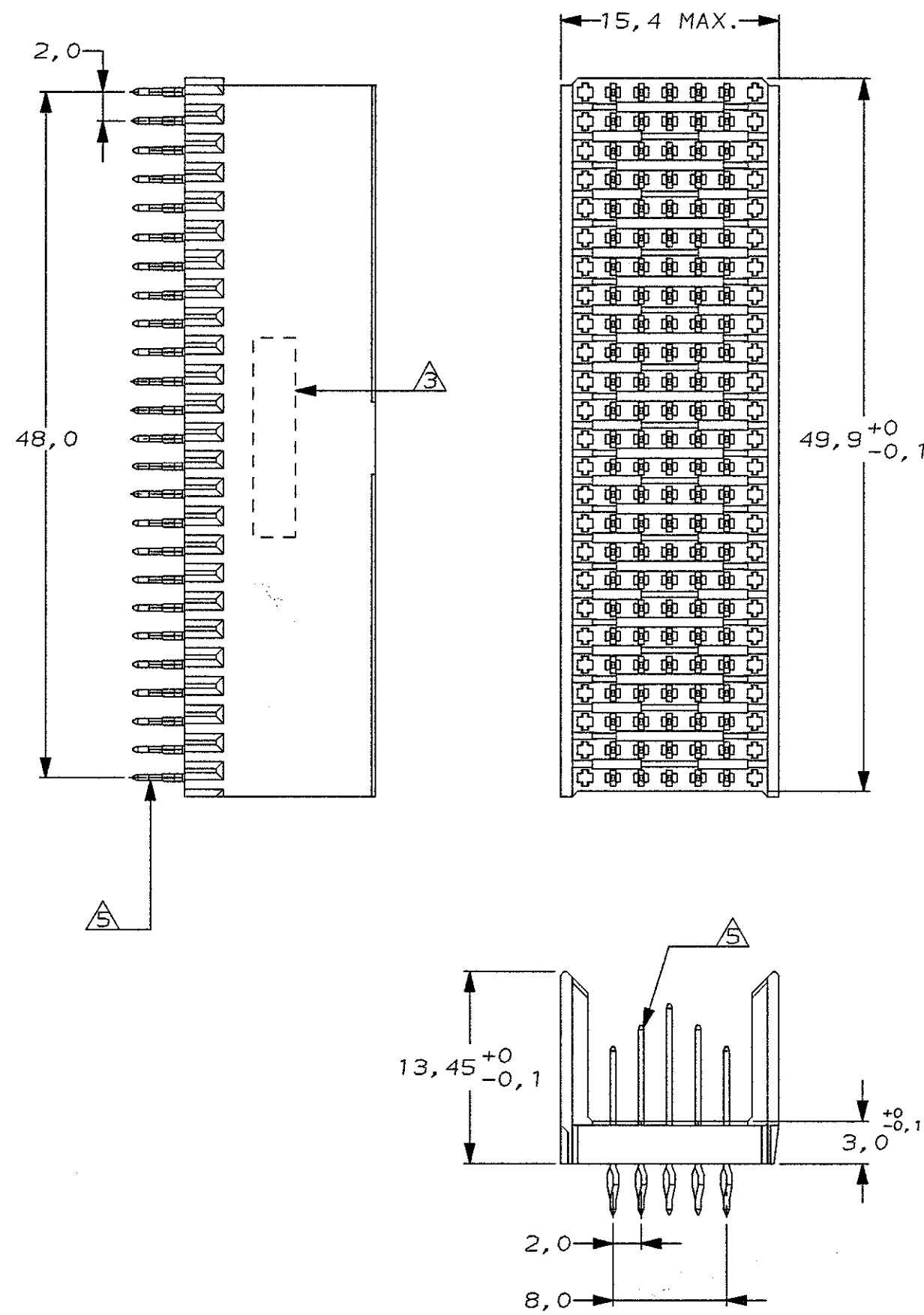
CONTACT DIMENSIONS

DO NOT SCALE
DIMENSIONS IN mm

METRIC

THIRD ANGLE
PROJECTION

CONTACT LAYOUT



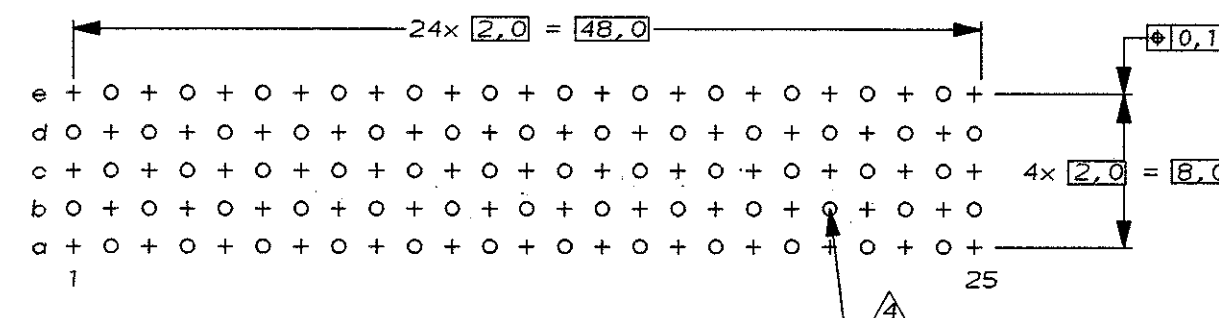
	z	a	b	c	d	e	f
1			B		B		
2		B		B		B	
3			B		B		
4		B		B		B	
5			B		B		
6		B		B		B	
7			B		B		
8		B		B		B	
9			B		B		
10		B		B		B	
11			B		B		
12		B		B		B	
13			B		B		
14		B		B		B	
15			B		B		
16		B		B		B	
17			B		B		
18		B		B		B	
19			B		B		
20		B		B		B	
21			B		B		
22		B		B		B	
23			B		B		
24		B		B		B	
25			B		B		

THIS DRAWING IS
PRELIMINARY

NOTES:

- ① PLATING
CONTACT AREA: 0,8µm Au MIN. OVER 1,3µm Ni MIN.
ACTION PIN : 0,5µm SnPb MIN. OVER 1,3µm Ni MIN.
- ② MATERIAL CONTACT: PHOSPHORBRONZE.
MATERIAL HOUSING: GLASSFILLED POLYESTER.
- ③ CONNECTOR PRINTED WITH PARTNUMBER AND DATECODE.
- ④ PLATED-THROUGH HOLES AT 2x2mm SQUARE GRID.
TOTAL 62 HOLES .
- ⑤ FOR ACTUAL PIN LOADING SEE "CONTACT LAYOUT"
- ⑥ CONNECTOR ASSEMBLY LUBRICATED WITH BELLCORE APPROVED LUBRICANT. TECHNICAL REFERENCE : TR-NWT-001217 ISSUE 1, SEPT 1992.

**RECOMMENDED PCB-HOLE LAY-OUT
COMPONENT SIDE SHOWN**



P.C.B. HOLE DIM. ACTION PIN

DRILLED HOLE:	0,7±0,025mm
FIN. HOLE :	0,55 TO 0,65mm
Cu-thks :	0,025 TO 0,050mm
SnPb-thks :	0,004 TO 0,010mm

FINISH	MATERIAL	PARTNUMBER
①②	③	188667-9
①	④	188667-1
CUSTOMER DRAWING FOR REFERENCE ONLY WILL NOT BE UPDATED		
© COPYRIGHT 1995 BY AMP HOLLAND B.V. ALL INTERNATIONAL RIGHTS RESERVED. AMP PRODUCTS MAY BE COVERED BY U.S. AND FOREIGN AND/OR PATENTS PENDING.		
THIS DRAWING IS UNPUBLISHED RELEASED FOR PUBLICATION		
AMP AMP HOLLAND B.V. 's-Hertogenbosch, The Netherlands.		
NAME Z-PACK 2mm HM TYPE B		
62 POS. MALE CONN. ASSEMBLY		
SELECTIVE LOADED		
DR. : E. DERKS	CHK. : B. MOOIJ	APP. : -
DATE: 12.05.95	DATE: 12-5-95	DATE: -
DWG. No. C-188667		REV. LTR. SHEET 0 1 OF 1