THIS DRAWING IS UNPUBLISHED. RELEASED FOR PUBLICATION 20
© COPYRIGHT 20 BY TYCO ELECTRONICS CORPORATION. ALL RIGHTS RESERVED.

PART NUMBER	REV	FIRST USED	POWER UNIT	FEED TYPE	DESCRIPTION
1852797-1	A	122500-1	LEADMAKER	POST FEED	CUTS CARRIER
1852797-2	A	565435-5	BENCH MODEL K	PRE FEED	CUTS CARRIER
1852797-3	A	354500-1	BENCH MODEL G	PRE FEED	CUTS CARRIER
1852797-6	A	122500-1	LEADMAKER	POST FEED	CONTINUOUS CARRIER
7-1852797-7	A	-	-	-	SPARE PARTS

1. RECOMMENDED SPARE PARTS
2. GREASE LIGHTLY
3. GUARD MUST BE IN PLACE WHEN OPERATING APPLICATOR IN A BENCH MACHINE
4. CUT TO LENGTH AT ASSEMBLY.

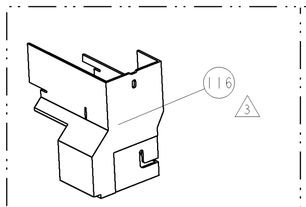

AMP-O-LECTRIC TERM GUARD

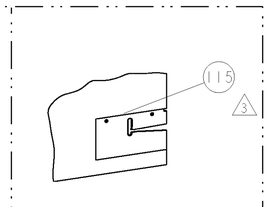

G TERMINATOR GUARD

TERMINAL NAME: RING

TE PN	ARKLES	ARKLES TERMINAL - TE CRIMP SPECS			
1949854	4000 A4G98-10				
-	-	PAD LTR	CRIMP HEIGHT		WIRE SIZE
-	-	A	2.13mm+.05/-.05[.084+.002/-.002]		16AWG or 1.25mm2
-	-	B	2.05mm+.05/-.05[.081+.002/-.002]		18AWG or 0.85mm2
-	-	C			-
-	-	D			-
-	-	CRIMP	SIZE	TYPE	RANGE
-	-	WIRE	3.99mm [.157]	F	18-16AWG or 0.85-1.25mm2
-	-	INSUL	4.83mm [.190]	O	Ø1.905 - 4.445
WIRE STRIP LENGTH 5.54-5.92	TERM APPL SPEC TE	FEED 15.20	APPLICATOR INSTRUCTIONS 408-8040		SET UP GAGE 458637-1

LOC	DIST
A	66

REVISIONS

P	LTR	DESCRIPTION	DATE	DWN	APVD
	A	RELEASED	05FEB2009	RK	GB

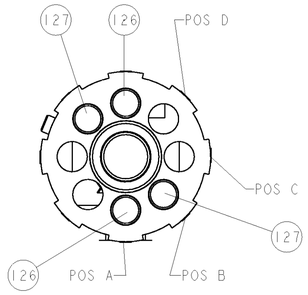

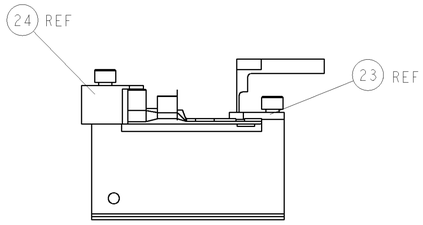

FEED TRACK POSITION GUIDE BY WIRE BARREL

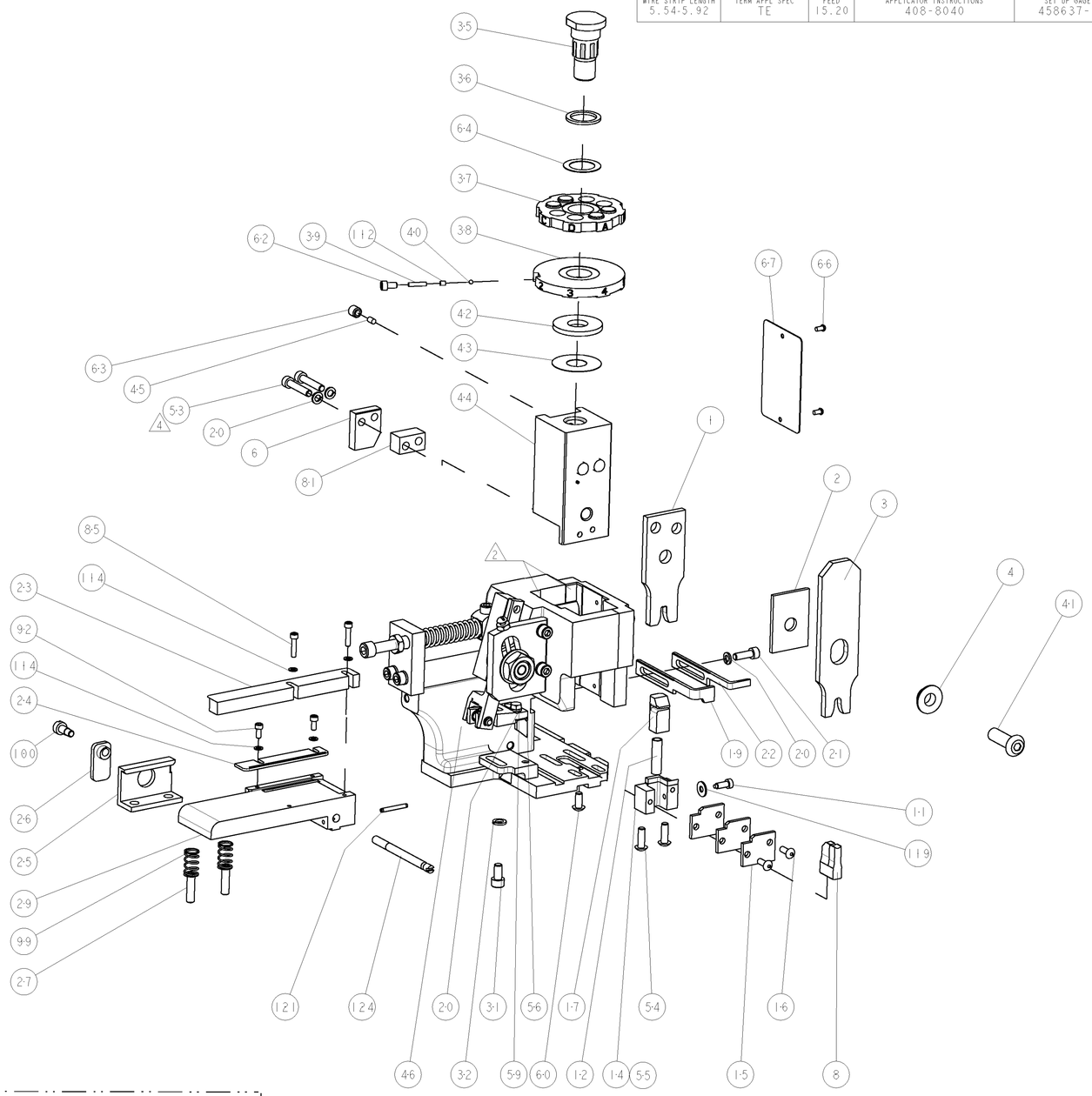

-	2	2	2	2	-	8-354778-1	PIN, WIRE DISC, .2900	127
-	2	2	2	2	-	7-354778-5	PIN, WIRE DISC, .2870	126
-	1	1	1	1	-	690432-6	ADJUSTMENT SCREW	124
-	1	1	1	1	-	4-21028-0	PIN, SLOTTED SPRING .094 X .750	121
-	1	1	1	1	-	21055-5	WASHER, FLAT, REG NO 6	119
3 -	-	-	REF	-	..	455749-1	GUARD WINDOW	116
3 -	-	REF	-	-	..	679532-1	INSERT, GUARD	115
-	4	4	4	4	-	21024-2	WASHER, SPRG LOCK, REG NO 4	114
-	1	1	1	1	-	690603-1	SPRING ASSIST AMP-O-MATOR APPLICATOR	112
-	1	1	1	1	-	22353-8	SCR, SHLD, SLOT HD, 3/16 DIA	100
-	2	2	2	2	-	1-22282-3	SPRING, COMPRESSION	99
-	2	2	2	2	-	1-21000-3	SCR, SKT HD CAP 4-40 X .250	92
-	1	1	1	1	-	1-21002-7	SCR, BTN SKT HD CAP 6-32 X .375	91
-	2	2	2	2	-	1-21000-5	SCR, SKT HD CAP 4-40 X .500	85
-	1	1	1	1	-	5-240641-3	SPACER	81
-	1	1	1	1	-	4088040	SF APPL INST 408-8040	72
-	1	1	1	1	-	217238-1	GENERAL INSTRUCTION PKG	71
-	1	1	1	1	-	461264-1	PLATE, IDENTIFICATION	67
-	2	2	2	2	-	21017-2	SCREW, DRIVE	66
-	1	1	1	1	-	986950-1	WASHER, FLAT PRECISION	64
-	1	1	1	1	-	21009-2	SCR, SET, SELF LOCKING 1/4-20 X .250	63
-	1	1	1	1	-	23030-1	SCR, SKT HD CAP 6-32 x .25	62
-	1	1	1	1	-	22733-8	SCR, BHSC, SELF-LOCKING, 8-32 X .375	60
-	1	1	1	1	-	2-22603-1	SCREW, MACH, HEX HD, 8-32 x .375	59
-	1	1	1	1	-	4-694433-8	FEED PAWL	56
1 -	1	-	-	-	-	681023-1	SHEAR HOLDER, REAR	55
-	2	2	2	2	-	2-21002-2	SCR, BTN SKT HD CAP 8-32 X .500	54
4 -	2	2	2	2	-	3-21000-0	SCR, SKT HD CAP 8-32 X .875	53
-	-	1	-	-	..	690602-6	CAM, PRE FEED, 1 5/8	49
-	-	-	1	-	..	690602-5	CAM, PRE FEED, 1 1/8	48
-	1	-	-	1	-	690501-4	CAM, POST-FEED 1 5/8	47
-	1	1	1	1	-	459456-1	APPL. BASIC SUB ASSY (SIDE WISE MQCA)	46
-	1	1	1	1	-	690191-1	PLUG,NYLON	45
-	1	1	1	1	-	455673-6	RAM, SIDE FEED	44
-	1	1	1	1	-	690125-1	SHIM SUB-ASSY	43
-	1	1	1	1	-	690124-1	WASHER, RAM (.115)	42
-	1	1	1	1	-	690686-2	CRIMPER, BOLT SPECIAL	41
-	1	1	1	1	-	23241-6	BALL, STEEL	40
-	1	1	1	1	-	690170-1	SPRING, COMPRESSION	39
-	1	1	1	1	-	690142-1	DISC, INSULATION	38
-	1	1	1	1	-	354777-1	WIRE DISC, ASSEMBLY	37
-	1	1	1	1	-	22480-5	SPRING, COMPRESSION	36
-	1	1	1	1	-	690212-1	POST, RAM	35
-	1	1	1	1	-	21024-5	WASHER, SPRG LOCK, REG NO 10	32
-	1	1	1	1	-	3-21000-4	SCR, SKT HD CAP 10-32 X .375	31
-	1	1	1	1	-	3-844048-9	PLATE, REAR STRIP GUIDE	29
-	2	2	2	2	-	5-21006-6	SCR, SET, CUP POINT 10-32 X .750	27
-	1	1	1	1	-	240793-1	LEVER, DRAG RELEASE	26
-	1	1	1	1	-	240792-1	DRAG, TERMINAL	25
-	1	1	1	1	-	1-690438-5	FRONT STRIP GUIDE	24
-	1	1	1	1	-	189124-8	GUIDE, FRONT STRIP	23
-	1	-	-	1	-	690472-2	STRIPPER	22
-	1	1	1	1	-	2-21000-7	SCR, SKT HD CAP 8-32 X .500	21
-	4	4	4	4	-	21024-4	WASHER, SPRG LOCK, REG NO 8	20
-	-	1	1	-	-	691353-1	STRIPPER	19
1 -	1	1	1	1	-	690463-2	FLOATING SHEAR, REAR	17
-	2	2	2	2	-	1-21002-7	SCR, BTN SKT HD CAP 6-32 X .375	16
1 -	3	3	3	3	-	690464-1	SHEAR PLATE, REAR	15
1 -	-	1	1	1	-	690462-1	SHEAR HOLDER, REAR	14
-	-	-	-	-	..	-	-	13
-	1	1	1	1	-	3-22280-3	SPRING, COMPRESSION	12
-	1	1	1	1	-	690461-1	STOP, SHEAR	11
-	-	-	-	-	..	-	-	10
-	-	-	-	-	..	-	-	9
1	1	1	1	1	-	9-1633535-6	ANVIL, COMBINATION	8
-	-	-	-	-	..	-	-	7
-	1	1	1	1	-	690468-7	DEPRESSOR SHEAR, REAR	6
-	-	-	-	-	..	-	-	5
-	1	1	1	1	-	3-238009-9	BLOCK, FL CRIMPER SPACER	4
1	1	1	1	1	-	1-1633510-9	CRIMPER, INSUL O	3
-	1	1	1	1	-	2-455888-2	SPACER, CRIMPER	2
1	1	1	1	1	-	1-1633588-3	CRIMPER, WIRE	1
-77	-6	-3	-2	-1	U/M	PART NO	DESCRIPTION	ITEM NO

POST-FEED 1 5/8 STROKE

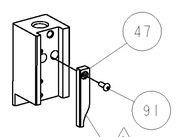

-1 & -6

PRE-FEED 1 1/8 STROKE

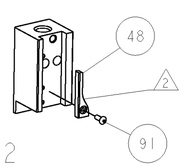

-2

PRE-FEED 1 5/8 STROKE

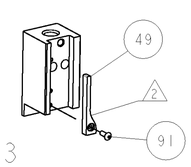

-3

THIS DRAWING IS A CONTROLLED DOCUMENT FOR TYCO ELECTRONICS CORPORATION. IT IS SUBJECT TO CHANGE AND THE CONTROLLING ENGINEERING ORGANIZATION SHOULD BE CONTACTED FOR THE LATEST REVISION.

DWN B HIGMAN	21DEC2008	Tyco Electronics — Tyco Electronics, Harrisburg, PA 17105-3608
CHK G BAILEY	05FEB2009	
APVD N DEMING	05FEB2009	NAME: SIDE FEED HDM APPLICATOR
PRODUCT SPEC: -		-
APPLICATION SPEC: -		-
WEIGHT: -		SIZE: A1 · CAGE CODE: 00779 · DRAWING NO: C-1852797 · RESTRICTED TO: -
CUSTOMER DRAWING		SCALE 3:5 · SHEET 1 OF 1 · REV A

DIMENSIONS: INCHES

TOLERANCES UNLESS OTHERWISE SPECIFIED:
0 PLC ±
1 PLC ±0.1
2 PLC ±0.01
3 PLC ±0.001
4 PLC ±0.0001
ANGLES ±

MATERIAL: - -
FINISH: - -

CUSTOMER VIEWABLE ASSEMBLY