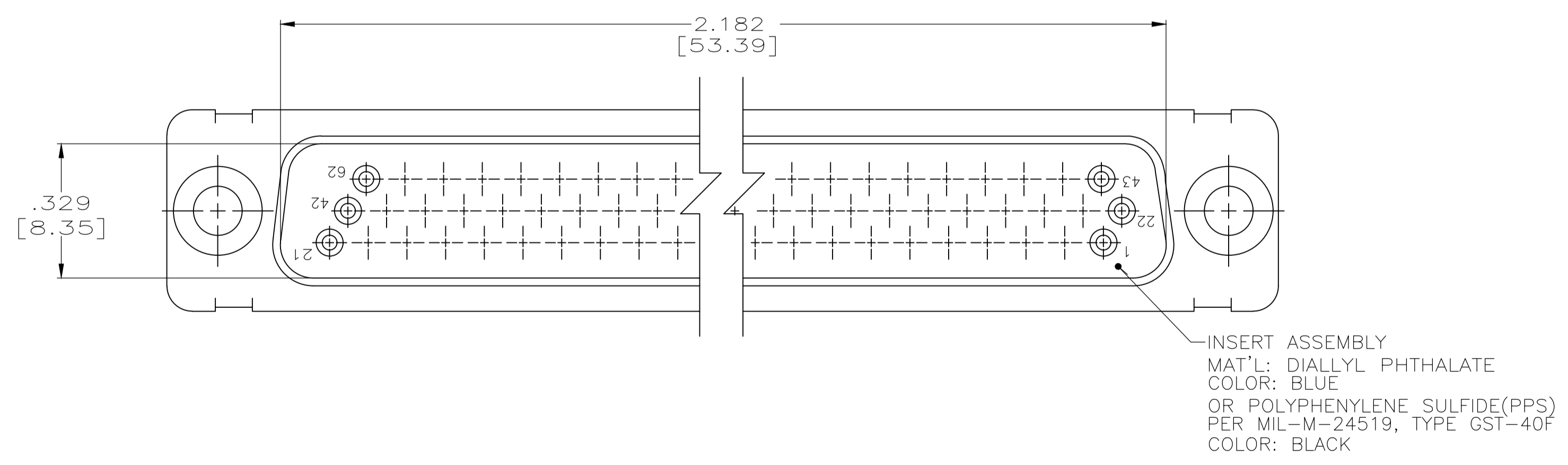
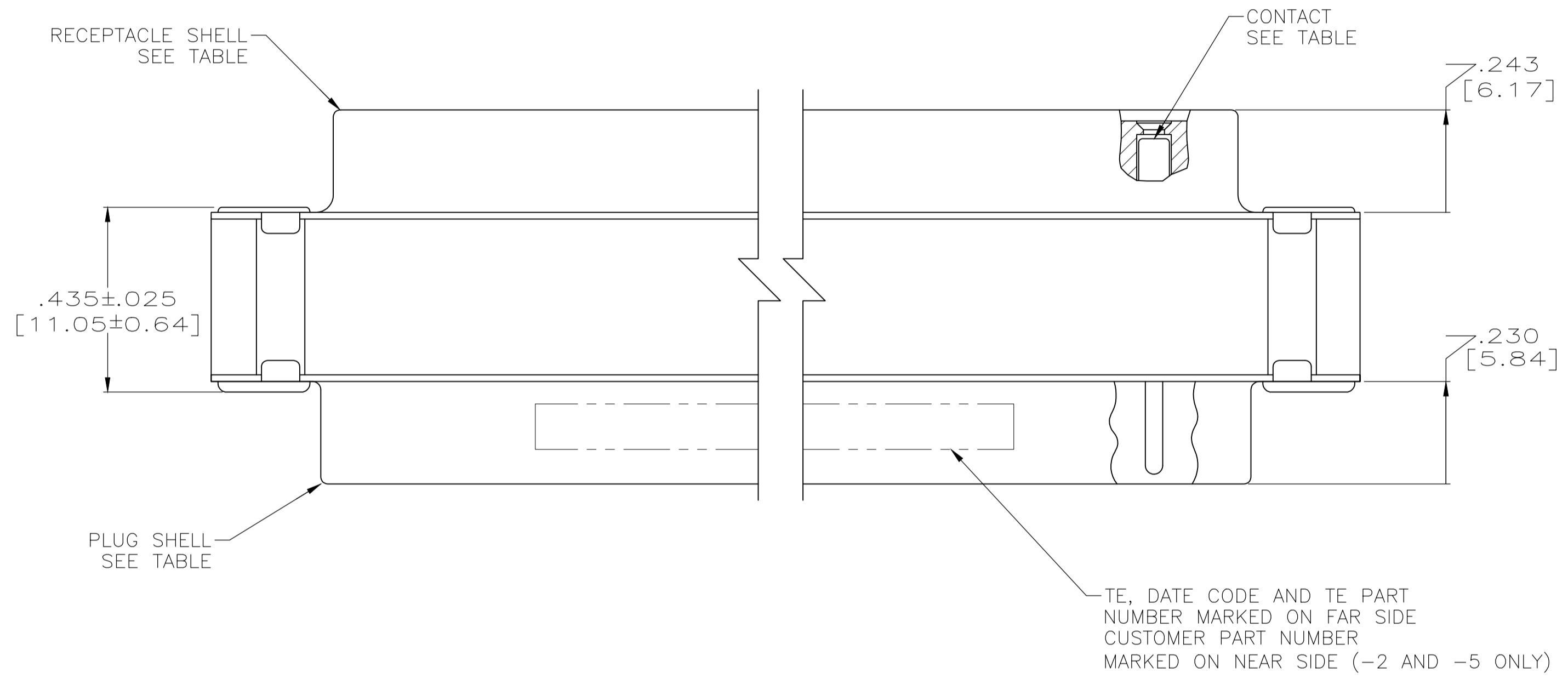
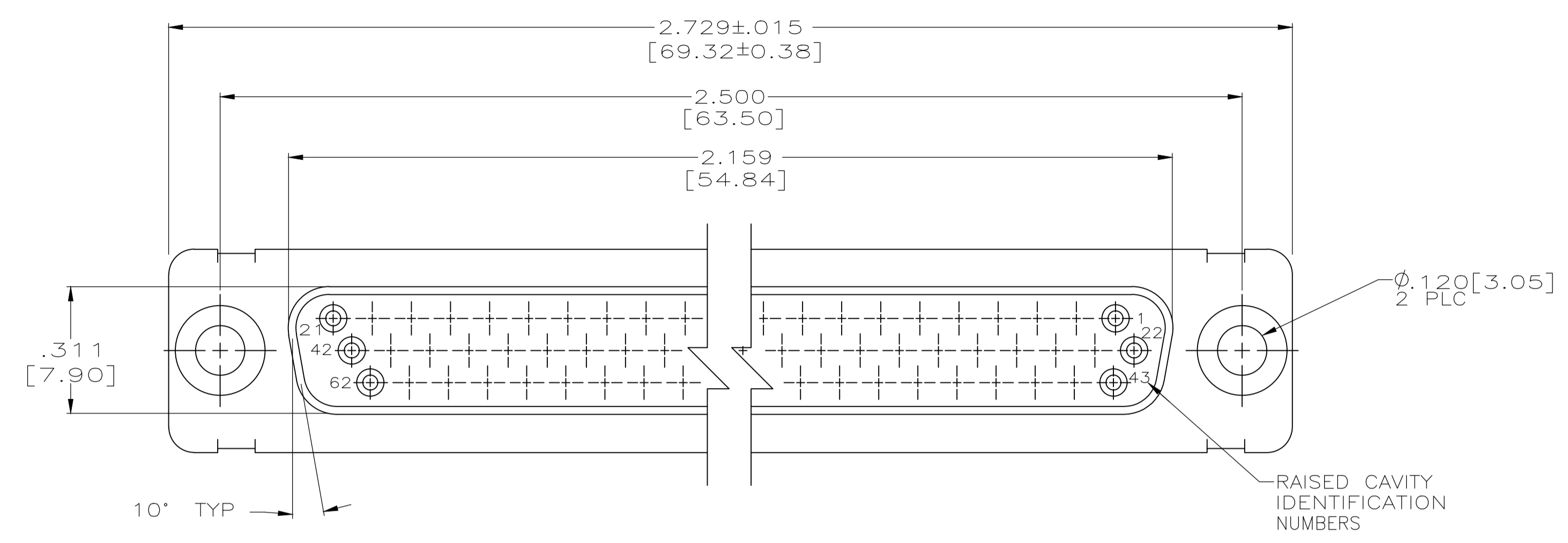
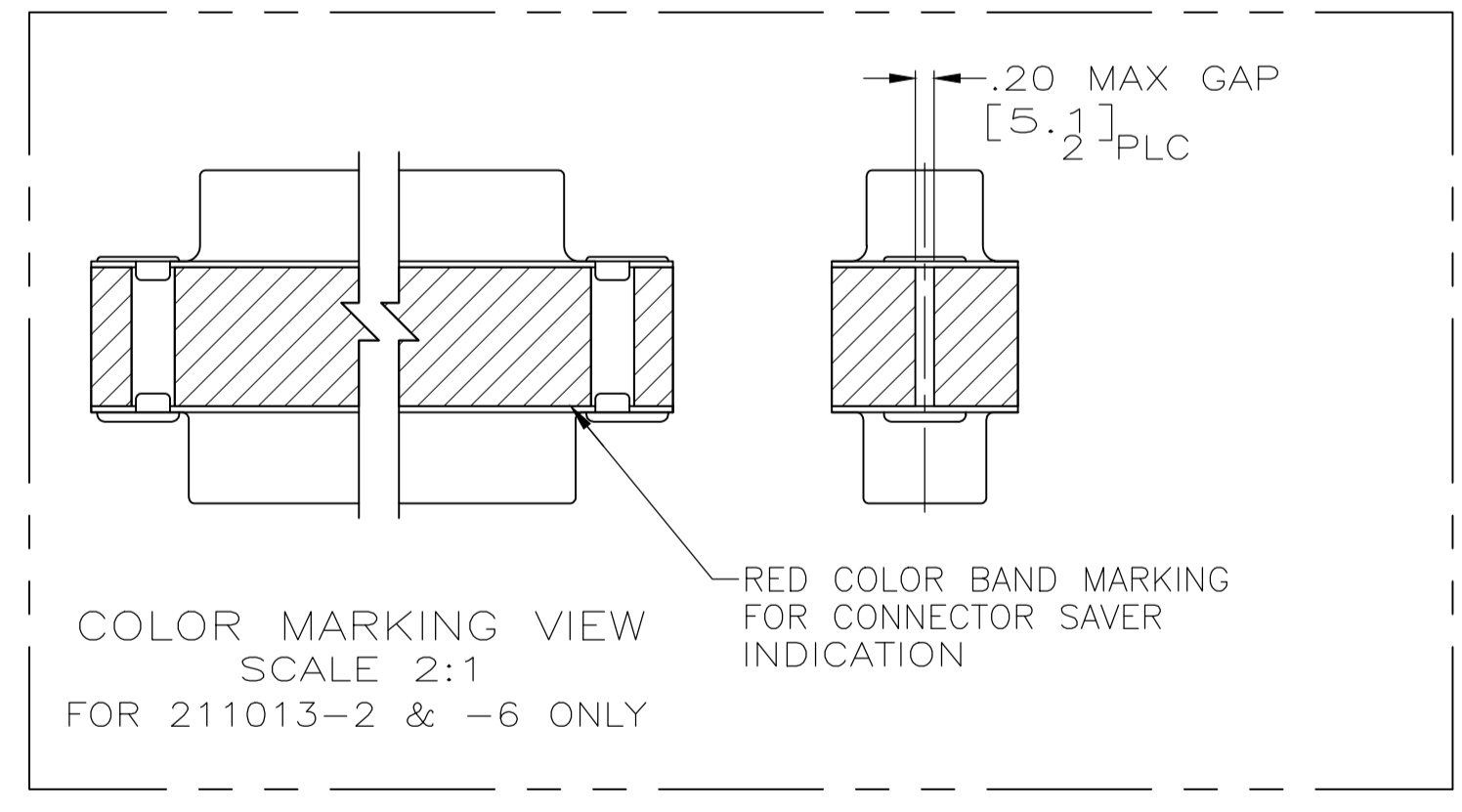
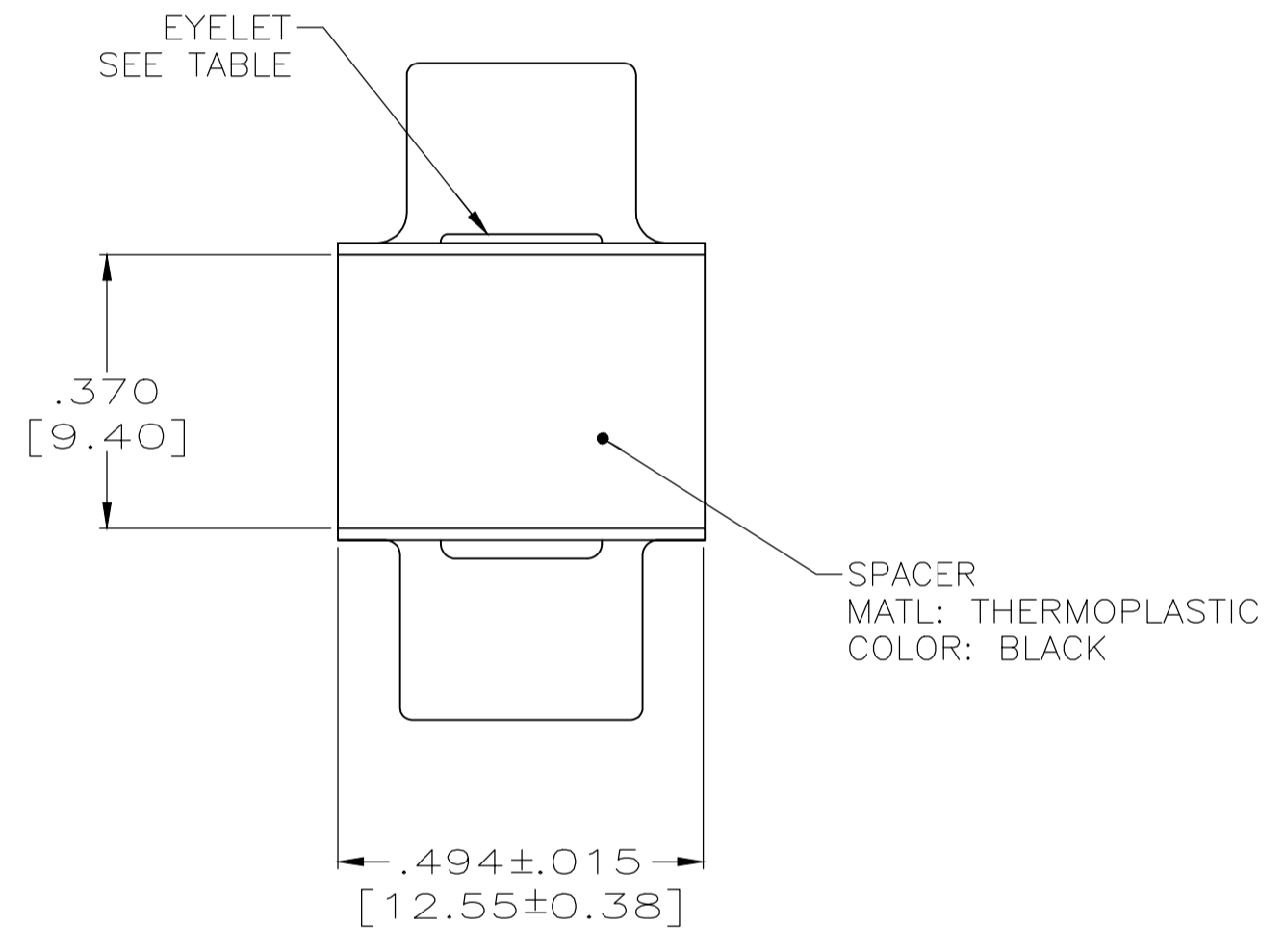


REVISIONS					
P	LTR	DESCRIPTION	DATE	DMN	APVD
W	REV PER ECO	19-019228	4-17-20	CT	DM



- 1. CONTACTS INCLUDED IN ASSEMBLY.
- △ MATL: STEEL, PER ASTM-A-109.
- △ FINISH: CADMIUM PER QQ-P-416.
- △ MATL: BRASS PER ASTM-B-36.
- △ FINISH: PLATED ZINC .00020 MIN THK PER ASTM-B-633. YELLOW CHROMATE FINISH.
- △ CONTACT  
 BODY MAT'L: BERYLLIUM COPPER PER ASTM-B-197.  
 BODY FINISH: PLATED GOLD, .000050 MIN THK PER MIL-G-45204 OVER NICKEL, .000050 MIN THK PER QQ-N-290.  
 HOOD MAT'L: STAINLESS STEEL PER ASTM-A-240.  
 HOOD FINISH: PASSIVATED PER QQ-P-35
- △ FINISH: PLATED GOLD, .000050 MIN THK PER MIL-G-45204 OVER COPPER FLASH
- △ FINISH: PLATED GOLD, .000050 MIN THK PER MIL-G-45204 OVER COPPER, .000100 MIN THK PER MIL-C-14550.
- △ CONTACT  
 BODY MAT'L: BERYLLIUM COPPER PER ASTM-B-197.  
 BODY FINISH: PLATED GOLD, .000050 MIN THK PER MIL-G-45204 OVER COPPER, .000100 MIN THK PER MIL-C-14550.
- HOOD MAT'L: COPPER ALLOY PER QQ-B-613.  
 FINISH: PLATED GOLD, .000050 MIN THK PER MIL-G-45204 OVER COPPER, .000100 MIN THK PER MIL-C-14550.



△ △	△ △	△	R10002677-0109	211013-6
△ △	△ △	△	2A091-004W-001	211013-5
△ △	△ △	△	-	211013-4
△ △	△ △	△	(1J02-109)	211013-2
△ △	△ △	△	-	211013-1
EYELET	SHELLS	CONTACT	CUSTOMER P/N	PART NO.

THIS DRAWING IS A CONTROLLED DOCUMENT.

DIMENSIONS: INCHES TOLERANCES UNLESS OTHERWISE SPECIFIED: 0 PLC ± - 1 PLC ± - 2 PLC ± - 3 PLC ± .005 [0.13] 4 PLC ± - ANGLES ± -	DIM: C.C.THOMAS 11-3-98 CHK: J.NORTON 11-17-98 APVD: J.NORTON 11-17-98 PRODUCT SPEC APPLICATION SPEC WEIGHT 0 CUSTOMER DRAWING	NAME: CONNECTOR SAVER,AMPLIMITE 62 POSN.,SIZE 4,SERIES 90 SIZE: A1 CAGE CODE: 00779 DRAWING NO: 211013 SCALE: 4:1 SHEET: 1 OF 1 REV: W	RESTRICTED TO: - SCALE: 4:1 SHEET: 1 OF 1 REV: W
---	--	--	---

TE Connectivity