

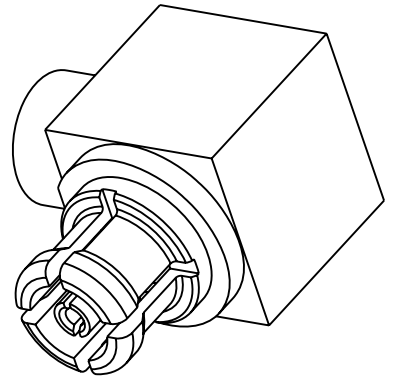
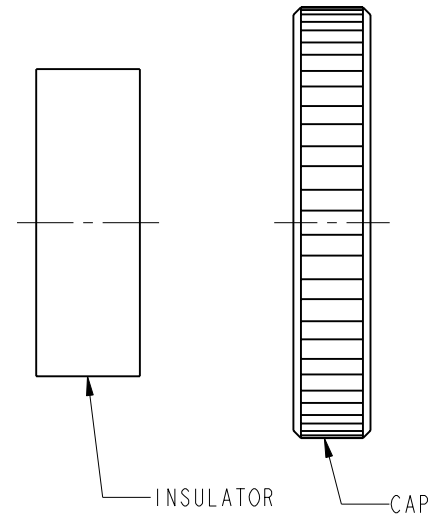
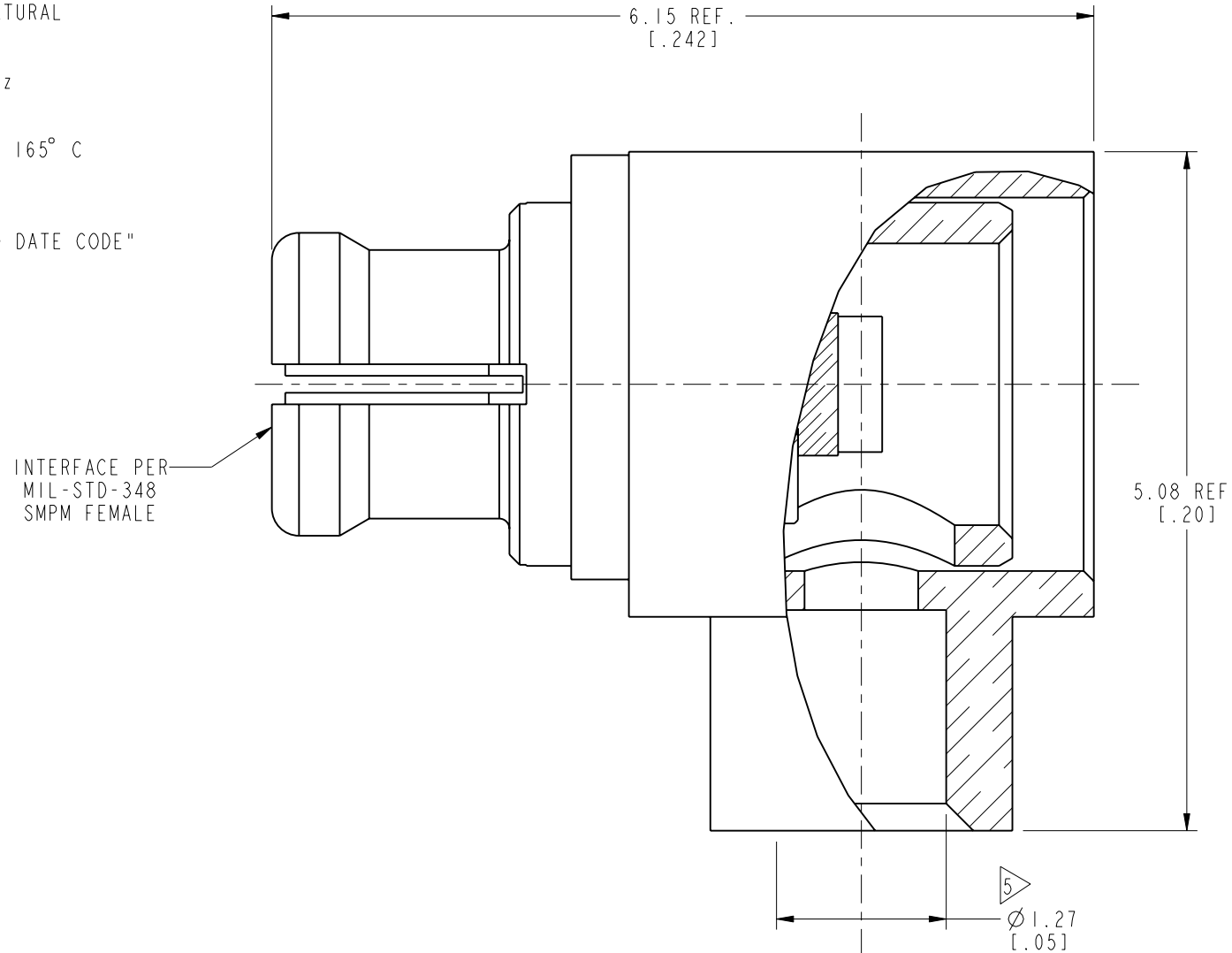
NOTES:

1. MATERIALS AND FINISHES:
 BODY - BERYLLIUM COPPER - GOLD PLATED
 BODY & CAP - BRASS - GOLD PLATED
 CONTACT - BERYLLIUM COPPER - GOLD PLATED
 INSULATORS - PTFE AND ULTEM, NATURAL
2. ELECTRICAL:
 A. IMPEDANCE: 50 OHM
 B. FREQUENCY RANGE: DC - 18 GHz
3. MECHANICAL:
 A. DURABILITY: 100 CYCLES MIN.
 B. TEMPERATURE RANGE: 65° C TO 165° C
4. PACKAGING:
 A. QUANTITY: SINGLE PACK
 B. MARKING: BAG TO BE MARKED
 "AMPHENOL, 925-120C-51R, AND DATE CODE"
5. SHOWS CABLE ENTRY DIMENSIONS

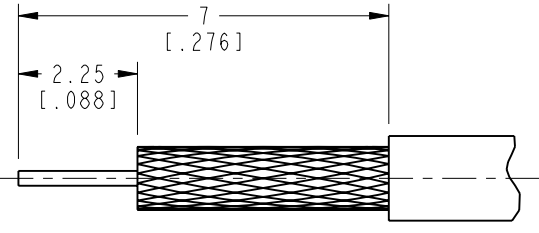
THIRD ANGLE PROJ.

REVISIONS

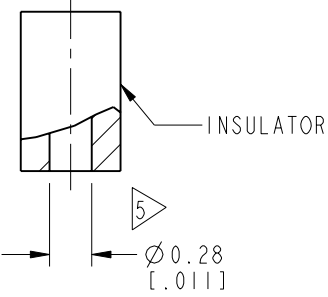
REV	DESCRIPTION	DATE	ECO	APPR
A	RELEASE TO MFG.	23-Jul-12	49174	MJN



SCALE 8.000



RECOMMENDED CABLE STRIPPING DIM'S



CUSTOMER OUTLINE DRAWING

ALL OTHER SHEETS ARE FOR INTERNAL USE ONLY

UNLESS OTHERWISE SPECIFIED, DIMENSIONS ARE IN METRIC AND TOLERANCES ARE: <0.5mm ±0.05mm 0.5 - 6mm ±0.1mm 6 - 30mm ±0.2mm 30 - 120mm ±0.3mm ANGLES ±1°	MATERIAL SEE NOTES	DRAWN SUNDE DATE 25-Jul-12	TITLE SMPM, F .047 CABLE R/A	Amphenol RF www.amphenolrf.com
		ENGINEER FIGO DATE 25-Jul-12		
NOTICE - These drawings, specifications, or other data (1) are, and remain the property of Amphenol corp. (2) must be returned upon request; and (3) are confidential and not to be disclosed to any person other than those to whom they are given by Amphenol Corp. the finishing of these drawings, specifications, or other data by Amphenol Corp., or to any other person to anyone for any purpose is not to be regarded by implication or otherwise in any manner licensing, granting rights to permitting such holder or any other person to manufacture, use or sell any product, process or design, patented or otherwise, that may in any way be related to or disclosed by said drawings, specifications, or other data.	REFERENCE EAR #4691 AND CONFIGURATION LEVEL: <input type="checkbox"/> <input type="checkbox"/>	APPROVED SCOTT DATE 25-Jul-12	SCALE: 20.0:1.0 SHEET 2 OF 2	ITEM NO. 925-120C-51R
	FINISH	CAD FILE	DWG SIZE B REV A	PART NO. 925-120C-51R