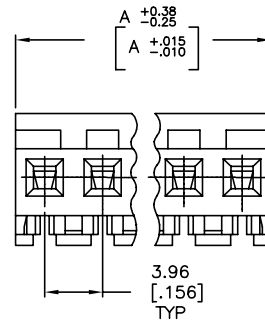
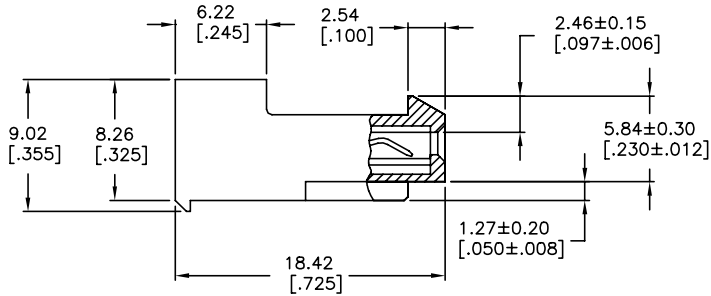
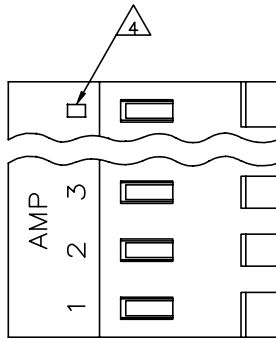


THIS DRAWING IS UNPUBLISHED. RELEASED FOR PUBLICATION
 © COPYRIGHT - By - TE CONNECTIVITY ALL RIGHTS RESERVED.

LOC		DIST		REVISIONS			
P	LTR	DESCRIPTION	DATE	DWN	APVD		
W		REVISED PER ECR-20-000826	29MAY2020	PC	SW		



1 MATERIAL: CONNECTOR - NYLON UL94-V2 (BLUE).
 CONTACTS - 0.30[.012] THICK COPPER ALLOY
 (BRIGHT TIN-LEAD 0.00203[.000080] MIN. THICK
 FOR CONTACTS 640430-2 THRU 2-640430-4).
 (MATTE WHISKER MITIGATED TIN 0.00203[.000080]
 MIN. THICKNESS OVER NICKEL UNDERPLATE FOR
 3-640430-2 THRU 5-640430-4).

2 CONTACTS ACCEPT 26 AWG WIRE WITH 2.41[.095] MAX
 INSULATION DIAMETER.

3 CONTACTS MUST ACCEPT 1.14±0.03[.045]
 POST AND REMAIN LOCKED IN POSITION.

4 IDENTIFICATION NUMBER FOR LAST CIRCUIT MAY
 NOT APPEAR ON ALL ASSEMBLIES.

5 DIMENSIONS IN BRACKETS ARE IN INCHES.

6 HOUSING FEATURES ARE: CLOSED END WITH LOCKING
 RAMP.

7 OBSOLETE PARTS: OBSOLETE CIS STREAMLINING PER D.RENAUD/D.SINISI

8 OBSOLETE PARTS

95.10[3.744]	24	5-640430-4
91.13[3.588]	23	5-640430-3
87.17[3.432]	22	5-640430-2
83.21[3.276]	21	5-640430-1
79.25[3.120]	20	5-640430-0
75.29[2.964]	19	4-640430-9
71.32[2.808]	18	4-640430-8
67.36[2.652]	17	4-640430-7
63.40[2.496]	16	4-640430-6
59.44[2.340]	15	4-640430-5
55.47[2.184]	14	4-640430-4
51.51[2.028]	13	4-640430-3
47.55[1.872]	12	4-640430-2
43.59[1.716]	11	4-640430-1
39.62[1.560]	10	4-640430-0
35.66[1.404]	9	3-640430-9
31.70[1.248]	8	3-640430-8
27.74[1.092]	7	3-640430-7
23.77[.936]	6	3-640430-6
19.81[.780]	5	3-640430-5
15.85[.624]	4	3-640430-4
11.89[.468]	3	3-640430-3
7.92[.312]	2	3-640430-2

△ SUPERCEDED	95.10[3.744]	24	2-640430-4
△ SUPERCEDED	91.13[3.588]	23	2-640430-3
△ SUPERCEDED	87.17[3.432]	22	2-640430-2
△ SUPERCEDED	83.21[3.276]	21	2-640430-1
△ SUPERCEDED	79.25[3.120]	20	1-640430-0
△ SUPERCEDED	75.29[2.964]	19	1-640430-9
△ SUPERCEDED	71.32[2.808]	18	1-640430-8
△ SUPERCEDED	67.36[2.652]	17	1-640430-7
△ SUPERCEDED	63.40[2.496]	16	1-640430-6
△ SUPERCEDED	59.44[2.340]	15	1-640430-5
△ SUPERCEDED	55.47[2.184]	14	1-640430-4
△ SUPERCEDED	51.51[2.028]	13	1-640430-3
△ SUPERCEDED	47.55[1.872]	12	1-640430-2
△ SUPERCEDED	43.59[1.716]	11	1-640430-1
△ SUPERCEDED	39.62[1.560]	10	1-640430-0
△ SUPERCEDED	35.66[1.404]	9	640430-9
△ SUPERCEDED	31.70[1.248]	8	640430-8
△ SUPERCEDED	27.74[1.092]	7	640430-7
△ SUPERCEDED	23.77[.936]	6	640430-6
△ SUPERCEDED	19.81[.780]	5	640430-5
△ SUPERCEDED	15.85[.624]	4	640430-4
△ SUPERCEDED	11.89[.468]	3	640430-3
△ SUPERCEDED	7.92[.312]	2	640430-2

THIS DRAWING IS A CONTROLLED DOCUMENT.		DWN S. CARPENTER 08JUL2003			
CHK D. BOSSI 08JUL2003		APVD D. BOSSI 08JUL2003			
DIMENSIONS: mm [INCHES]		TOLERANCES UNLESS OTHERWISE SPECIFIED:		NAME	
0 PLC ± - 1 PLC ± - 2 PLC ± - 3 PLC ± 0.13 [0.005] 4 PLC ± - 5 PLC ± -		FINISH ± - ANGLE ± -		PRODUCT SPEC 108-1051 APPLICATION SPEC 114-1020	
MATERIAL		FINISH		SIZE CAGE CODE DRAWING NO RESTRICTED TO A2 00779 C=640430 -	
1		1		WEIGHT CUSTOMER DRAWING	
				SCALE 4:1 SHEET 1 of 1 REV W	