

Panel feed-through terminal block - HDFKV 10-VP-HV - 0717254

Please be informed that the data shown in this PDF Document is generated from our Online Catalog. Please find the complete data in the user's documentation. Our General Terms of Use for Downloads are valid (<http://download.phoenixcontact.com>)



Panel feed-through terminal block, Connection method: Screw connection, Solder connection, Load current : 63 A, Cross section: 0.5 mm² - 16 mm², AWG 20 - 8, Connection direction of the conductor to plug-in direction: 90 °, Width: 10.1 mm, Color: gray



Key commercial data

Packing unit	1 1
Weight per Piece (excluding packing)	17.78 GRM
Custom tariff number	85369010
Country of origin	Greece

Technical data

General

Number of levels	1
Number of connections	2
Color	gray
Insulating material	PA
Inflammability class according to UL 94	V0
Maximum load current	63 A
Rated surge voltage	6 kV
Pollution degree	3
Surge voltage category	III
Insulating material group	I
Connection in acc. with standard	IEC 60947-7-1
Nominal current I _N	57 A
Nominal voltage U _N	1000 V
Number of positions	1

Dimensions

Panel feed-through terminal block - HDFKV 10-VP-HV - 0717254

Technical data

Dimensions

Width	10.1 mm
Length	61.4 mm

Connection data

Connection side	Level 1 ext. 1
Connection method	Screw connection
Conductor cross section solid min.	0.5 mm ²
Conductor cross section solid max.	16 mm ²
Conductor cross section stranded min.	0.5 mm ²
Conductor cross section stranded max.	10 mm ²
Conductor cross section AWG/kcmil min.	20
Conductor cross section AWG/kcmil max	6
Conductor cross section stranded, with ferrule without plastic sleeve min.	0.5 mm ²
Conductor cross section stranded, with ferrule without plastic sleeve max.	10 mm ²
Conductor cross section stranded, with ferrule with plastic sleeve min.	0.5 mm ²
Conductor cross section stranded, with ferrule with plastic sleeve max.	10 mm ²
2 conductors with same cross section, solid min.	0.5 mm ²
2 conductors with same cross section, solid max.	4 mm ²
2 conductors with same cross section, stranded min.	0.5 mm ²
2 conductors with same cross section, stranded max.	4 mm ²
2 conductors with same cross section, stranded, ferrules without plastic sleeve, min.	0.5 mm ²
2 conductors with same cross section, stranded, ferrules without plastic sleeve, max.	2.5 mm ²
2 conductors with same cross section, stranded, TWIN ferrules with plastic sleeve, min.	0.5 mm ²
2 conductors with same cross section, stranded, TWIN ferrules with plastic sleeve, max.	6 mm ²
Cross section with insertion bridge, solid max.	10 mm ²
Cross section with insertion bridge, stranded max.	10 mm ²
Stripping length	11 mm
Internal cylindrical gage	B 6
Screw thread	M4
Tightening torque, min	1.5 Nm
Tightening torque max	1.8 Nm
Connection side	Inside
Connection method	Solder connection

Panel feed-through terminal block - HDFKV 10-VP-HV - 0717254

Classifications

eCl@ss

eCl@ss 4.0	27141131
eCl@ss 4.1	27141131
eCl@ss 5.0	27141134
eCl@ss 5.1	27141134
eCl@ss 6.0	27141134
eCl@ss 7.0	27141134
eCl@ss 8.0	27141134

ETIM

ETIM 2.0	EC001283
ETIM 3.0	EC001283
ETIM 4.0	EC001283
ETIM 5.0	EC001283

UNSPSC

UNSPSC 6.01	30211811
UNSPSC 7.0901	39121410
UNSPSC 11	39121410
UNSPSC 12.01	39121410
UNSPSC 13.2	39121410

Approvals

Approvals

Approvals

UL Recognized / KEMA-KEUR / cUL Recognized / GOST / PRS / IECCE CB Scheme / GOST / cULus Recognized


Ex Approvals

Approvals submitted


Approval details

Panel feed-through terminal block - HDFKV 10-VP-HV - 0717254


Approvals

UL Recognized 

		B	C
mm ² /AWG/kcmil	24-6	24-6	24-6
Nominal current I _N	65 A	65 A	65 A
Nominal voltage U _N	600 V	600 V	600 V

KEMA-KEUR 


mm ² /AWG/kcmil	10
Nominal current I _N	57 A
Nominal voltage U _N	1000 V

cUL Recognized 

		B	C
mm ² /AWG/kcmil	24-6	24-6	24-6
Nominal current I _N	65 A	65 A	65 A
Nominal voltage U _N	600 V	600 V	600 V

GOST 

PRS


IECEE CB Scheme 

mm ² /AWG/kcmil	10
Nominal current I _N	57 A
Nominal voltage U _N	1000 V

Panel feed-through terminal block - HDFKV 10-VP-HV - 0717254

Approvals

GOST 

cULus Recognized 

Accessories

Accessories

Bridge

Insertion bridge - EB 2-10 - 0203153



Insertion bridge, Number of positions: 2, Color: gray

Insertion bridge - EB 3-10 - 0203328



Insertion bridge, Number of positions: 3, Color: gray

Insertion bridge - EB 10-10 - 0203137



Insertion bridge, Number of positions: 10, Color: gray

Labeled terminal marker

Panel feed-through terminal block - HDFKV 10-VP-HV - 0717254

Accessories

Zack marker strip - ZB 8,LGS:1-9 - 1052125



Zack marker strip, Strip, white, labeled, Printed horizontally: Consecutive numbers 1 - 9, Mounting type: Snap into tall marker groove, For terminal block width: 8.2 mm, Lettering field: 10.5 x 8.15 mm

Zack marker strip - ZB 8,LGS:FORTL.ZAHLEN - 1052015



Zack marker strip, Strip, white, labeled, Can be labeled with: Plotter, Printed horizontally: Consecutive numbers 1 - 10, 11 - 20, etc. up to 491 - 500, Mounting type: Snap into tall marker groove, For terminal block width: 8.2 mm, Lettering field: 10.5 x 8.15 mm

Zack marker strip - ZB 8,LGS:L1-N,PE - 1052413



Zack marker strip, Strip, white, labeled, Can be labeled with: Plotter, Horizontal: L1, L2, L3, N, PE, L1, L2, L3, N, PE, Mounting type: Snap into tall marker groove, For terminal block width: 8.2 mm, Lettering field: 10.5 x 8.15 mm

Zack marker strip - ZB 8,QR:FORTL.ZAHLEN - 1052028



Zack marker strip, Strip, white, labeled, Can be labeled with: Plotter, Printed vertically: Consecutive numbers 1 - 10, 11 - 20, etc. up to 91 - 100, Mounting type: Snap into tall marker groove, For terminal block width: 8.2 mm, Lettering field: 10.5 x 8.15 mm

Screwdriver tools

Screwdriver - SZS 1,0X4,0 VDE - 1205066



Screwdriver, slot-headed, VDE insulated, size: 1.0 x 4.0 x 100 mm, 2-component grip, with non-slip grip

Panel feed-through terminal block - HDFKV 10-VP-HV - 0717254

Accessories

Terminal marking

Zack marker strip - ZB 8/WH-100:UNBEDRUCKT - 5060896



Zack marker strip, Strip, white, Unlabeled, Can be labeled with: Plotter, Mounting type: Snap into tall marker groove, For terminal block width: 8.2 mm, Lettering field: 10.5 x 8.15 mm

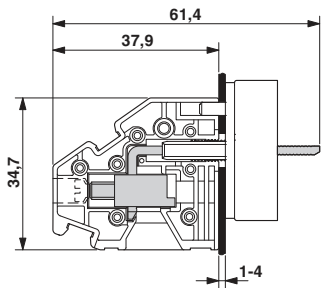
Zack marker strip - ZB 8:UNBEDRUCKT - 1052002



Zack marker strip, Strip, white, Unlabeled, Can be labeled with: Plotter, Mounting type: Snap into tall marker groove, For terminal block width: 8.2 mm, Lettering field: 10.5 x 8.15 mm

Drawings

Dimensioned drawing



Dimensioned drawing

