

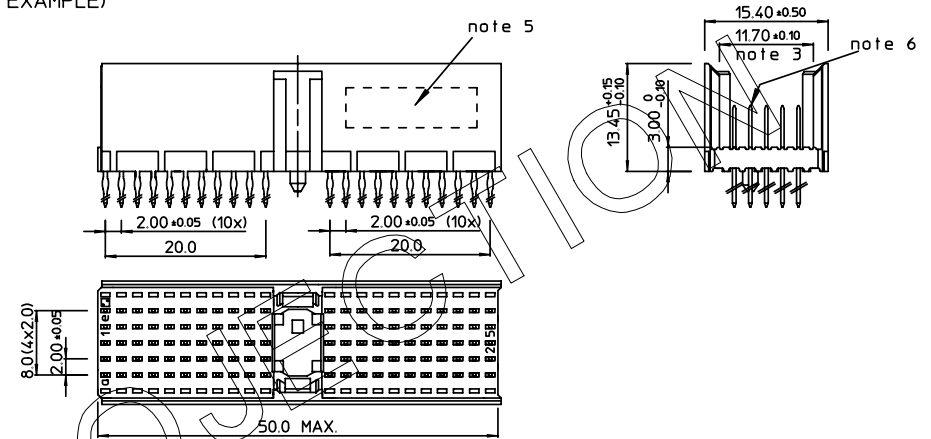
| | | | | | | | | | | | | | | | | | | | | | | | | | | | | | | | |
|----------|----|----|----|----|----|----|----|----|----|----|----|----|----|----|----|----|----|----|----|----|----|----|----|----|----|----|----|----|----|----|----|
| GEN. ST. | 01 | 02 | 03 | 04 | 05 | 06 | 07 | 08 | 0D | 50 | 60 | 70 | 80 | 90 | | | | | | | | | | | | | | | | | |
| INT. ST. | 10 | 11 | 12 | 13 | 14 | 18 | 20 | 31 | 32 | 33 | 34 | 38 | 39 | 40 | 42 | 43 | 44 | 45 | 46 | 48 | 56 | 70 | 72 | 73 | 75 | 76 | 81 | 82 | 83 | 84 | 88 |

| REV. | DATE | DESCRIPTION | BY | C 'K' 'D' |
|------|------------|-------------|--------|-----------|
| E | 2011-06-06 | 111-0112 | AB | BKP |
| C | 2005-11-03 | 105-0212 | ALEX B | BKP |
| D | 2006-08-10 | 106-0145 | VIVEK | BKP |

LOADING PATTERN MATING SIDE

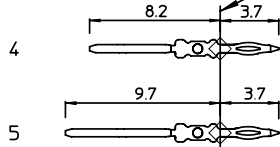
| | | | | | | | | | | | | | | | | | | | | | | | | | | | | | | | | | | | | | | | | |
|-----|---|---|---|---|---|---|---|---|---|---|---|---|---|---|---|---|---|---|---|---|---|---|---|---|---|---|---|---|---|---|---|---|---|---|---|---|---|---|---|---|
| f | 0 | 0 | 0 | 0 | 0 | 0 | 0 | 0 | 0 | 0 | 0 | 0 | 0 | 0 | 0 | 0 | 0 | 0 | 0 | 0 | 0 | 0 | 0 | 0 | 0 | 0 | 0 | 0 | 0 | 0 | 0 | 0 | 0 | 0 | 0 | 0 | 0 | 0 | | |
| e | 4 | 4 | 4 | 4 | 4 | 4 | 4 | 4 | 4 | 4 | 4 | 4 | 4 | 4 | 4 | 4 | 4 | 4 | 4 | 4 | 4 | 4 | 4 | 4 | 4 | 4 | 4 | 4 | 4 | 4 | 4 | 4 | 4 | 4 | 4 | 4 | 4 | 4 | | |
| d | 4 | 4 | 4 | 4 | 4 | 4 | 4 | 4 | 4 | 4 | 4 | 4 | 4 | 4 | 4 | 4 | 4 | 4 | 4 | 4 | 4 | 4 | 4 | 4 | 4 | 4 | 4 | 4 | 4 | 4 | 4 | 4 | 4 | 4 | 4 | 4 | 4 | 4 | | |
| c | 4 | 4 | 4 | 4 | 4 | 4 | 4 | 4 | 4 | 4 | 4 | 4 | 4 | 4 | 4 | 4 | 4 | 4 | 4 | 4 | 4 | 4 | 4 | 4 | 4 | 4 | 4 | 4 | 4 | 4 | 4 | 4 | 4 | 4 | 4 | 4 | 4 | 4 | | |
| b | 4 | 4 | 4 | 4 | 4 | 4 | 4 | 4 | 4 | 4 | 4 | 4 | 4 | 4 | 4 | 4 | 4 | 4 | 4 | 4 | 4 | 4 | 4 | 4 | 4 | 4 | 4 | 4 | 4 | 4 | 4 | 4 | 4 | 4 | 4 | 4 | 4 | 4 | | |
| a | 4 | 4 | 4 | 4 | 4 | 4 | 4 | 4 | 4 | 4 | 4 | 4 | 4 | 4 | 4 | 4 | 4 | 4 | 4 | 4 | 4 | 4 | 4 | 4 | 4 | 4 | 4 | 4 | 4 | 4 | 4 | 4 | 4 | 4 | 4 | 4 | 4 | 4 | | |
| z | 0 | 0 | 0 | 0 | 0 | 0 | 0 | 0 | 0 | 0 | 0 | 0 | 0 | 0 | 0 | 0 | 0 | 0 | 0 | 0 | 0 | 0 | 0 | 0 | 0 | 0 | 0 | 0 | 0 | 0 | 0 | 0 | 0 | 0 | 0 | 0 | 0 | 0 | | |
| POS | 0 | 1 | 0 | 5 | 1 | 0 | 5 | 1 | 0 | 5 | 1 | 0 | 5 | 1 | 0 | 5 | 1 | 0 | 5 | 1 | 0 | 5 | 1 | 0 | 5 | 1 | 0 | 5 | 1 | 0 | 5 | 1 | 0 | 5 | 1 | 0 | 5 | 1 | 0 | 5 |

LOADED CONNECTOR ASSEMBLY (FOR EXAMPLE)

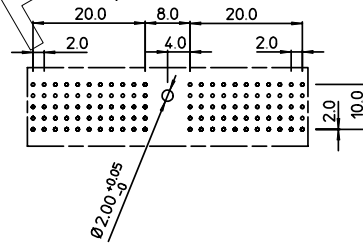


CONTACT OVERVIEW

SEATING PLANE FOR CONNECTOR



LAY-OUT P.C.B.-HOLE



EUROPEAN PRO

LEAD FREE INDICATOR : LF = LEAD FREE (DIGIT 15 & 16)

HM2P07PDP2U0

PLATING CODE (DIGIT 13 AND 14) (REF DWG No. BS,C ,201844,003)

NOTES:

- THIS PRODUCT IS CSA APPROVED.
- THIS PRODUCT IS UL RECOGNIZED.
- MEASURED AT THE BOTTOM.
- MATERIAL CONTACT: PHOSPHORBRONZE
HOUSING: CREAM WHITE GLASSFILLED POLYESTER UL-94V0
- CONNECTOR PRINTED WITH P/N AND DATE CODE.
- FOR ACTUAL CONTACT LOADINGS, SEE LOADING PATTERN MATING SIDE.
- SHAPE OF CONNECTOR HOUSING CAN ALTER DEPENDING ON PRODUCTION LOCATION.
- THE PRODUCT (LF) MEETS EUROPEAN UNION DIRECTIVES AND OTHER COUNTRY REGULATIONS AS DESCRIBED IN GS-22-008
- FOR RECOMMENDED PTH DIMENSIONS REFER DRAWING : BS.A ,201572,001

| | | | | |
|---|------------|------------|--------|--------------------------------------|
| 1DEC ±0,2 2DEC ±0,1 ANGLES ±1° | APPR. | DATE | SIGN. | MPACS 5+2R STR HDR SG PF CONN TYPE A |
| | DRAFT | 2001-05-16 | M.Fret | CAT. No. HM2P07PDP2U0---- |
| WE RESERVE THE RIGHT TO CHANGE DIMENSIONS OR REQUIREMENTS WITHOUT PRIOR NOTICE. | CHECKED | | | SCALE |
| | PRD. MGR | | | FCI www.fciconnect.com |
| ALL DIMENSIONS IN MM | PR.ENG.MGR | | | |
| | PR.MGT.MGR | | | |



REFERENCES

BS,C ,202788 ,125 E