

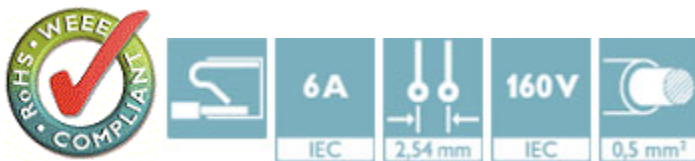
Printed-circuit board connector - FMC 0,5/ 6-ST-2,54 - 1821135

Please be informed that the data shown in this PDF Document is generated from our Online Catalog. Please find the complete data in the user's documentation. Our General Terms of Use for Downloads are valid (<http://phoenixcontact.com/download>)

Plug component, Nominal current: 6 A, Rated voltage (III/2): 160 V, Number of positions: 6, Pitch: 2.54 mm, Connection method: Push-in spring connection, Color: black, Contact surface: Gold



The figure shows a 10-position version of the product



Key Commercial Data

Packing unit	1 STK
Weight per Piece (excluding packing)	1.500 g
Custom tariff number	85366990
Country of origin	Germany

Technical data

Environmental Product Compliance

China RoHS	No hazardous substances above threshold values
------------	--

Dimensions

Length	14 mm
Height	5.35 mm
Width	15.74 mm
Pitch	2.54 mm
Dimension a	12.7 mm

General

Range of articles	FMC 0,5/..-ST
Type of contact	Female connector
Number of positions	6

Printed-circuit board connector - FMC 0,5/ 6-ST-2,54 - 1821135

Technical data

General

Connection method	Push-in spring connection
Insulating material group	IIIa
Rated surge voltage (III/3)	2.5 kV
Rated surge voltage (III/2)	2.5 kV
Rated surge voltage (II/2)	2.5 kV
Rated voltage (III/3)	32 V
Rated voltage (III/2)	160 V
Rated voltage (II/2)	160 V
Connection in acc. with standard	EN-VDE
Nominal current I_N	6 A
Nominal cross section	0.5 mm ²
Insulating material	LCP
Flammability rating according to UL 94	V0
Stripping length	7 mm

Connection data

Conductor cross section solid min.	0.14 mm ²
Conductor cross section solid max.	0.5 mm ²
Conductor cross section flexible min.	0.14 mm ²
Conductor cross section flexible max.	0.5 mm ²
Conductor cross section flexible, with ferrule without plastic sleeve min.	0.25 mm ²
Conductor cross section flexible, with ferrule without plastic sleeve max.	0.34 mm ²
Conductor cross section flexible, with ferrule with plastic sleeve min.	0.14 mm ²
Conductor cross section flexible, with ferrule with plastic sleeve max.	0.25 mm ²
Conductor cross section AWG min.	26
Conductor cross section AWG max.	20

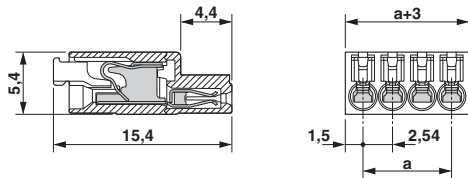
Standards and Regulations

Connection in acc. with standard	EN-VDE
Flammability rating according to UL 94	V0

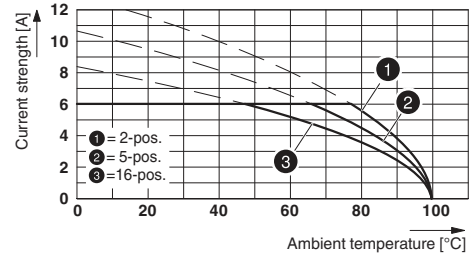
Drawings

Printed-circuit board connector - FMC 0,5/ 6-ST-2,54 - 1821135

Dimensional drawing

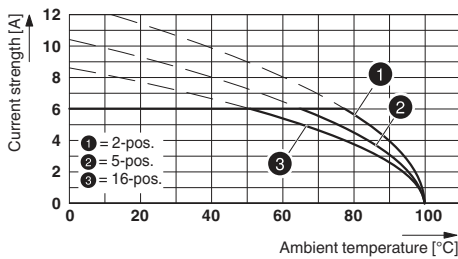


Diagram



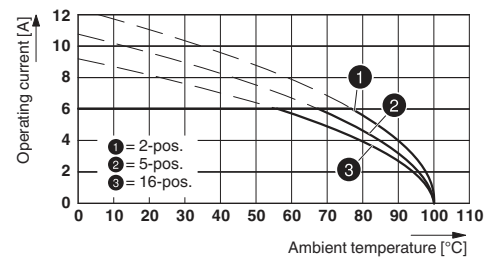
Type: FMC 0,5/...-ST-2,54 with MC 0,5/...-G-2,54 P20 THR R..

Diagram



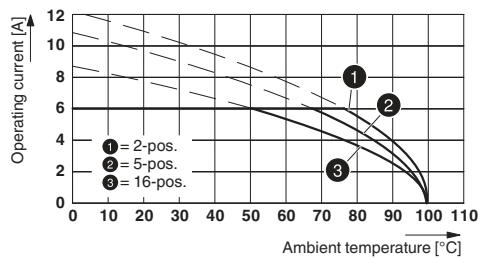
Type: FMC 0,5/...-ST-2,54 with MCV 0,5/...-G-2,54 P20 THR R..

Diagram



Type FMC 0,5/...-ST-2,54 with MCV 0,5/...-G-2,54 SMD R..

Diagram



Type: FMC 0,5/...-ST-2,54 with MC 0,5/...-G-2,54 SMD R..

Classifications

eCl@ss

eCl@ss 4.0	27141109
eCl@ss 4.1	27141109
eCl@ss 5.0	27141190
eCl@ss 5.1	27141190
eCl@ss 6.0	27261101

Printed-circuit board connector - FMC 0,5/ 6-ST-2,54 - 1821135

Classifications

eCl@ss

eCl@ss 7.0	27440402
eCl@ss 8.0	27440309
eCl@ss 9.0	27440309

ETIM

ETIM 3.0	EC001121
ETIM 4.0	EC002643
ETIM 5.0	EC002638

UNSPSC

UNSPSC 6.01	30211801
UNSPSC 7.0901	39121432
UNSPSC 11	39121432
UNSPSC 12.01	39121432
UNSPSC 13.2	39121432

Approvals

Approvals

Approvals

cULus Recognized / VDE Gutachten mit Fertigungsüberwachung / IEC60320 CB Scheme / EAC


Ex Approvals


Approval details

cULus Recognized http://database.ul.com/cgi-bin/XYV/template/LISEXT/1FRAME/index.htm E60425-19920306		
	B	C
mm ² /AWG/kcmil	26-20	26-20
Nominal current I _N	6 A	6 A
Nominal voltage U _N	150 V	50 V

Printed-circuit board connector - FMC 0,5/ 6-ST-2,54 - 1821135

Approvals

VDE Gutachten mit Fertigungsüberwachung  http://www.vde.de 40042258	
mm ² /AWG/kcmil	0.14-0.5
Nominal current I _N	6 A
Nominal voltage U _N	160 V

IECEE CB Scheme  http://www.iecee.org/ DE1-55663-B1	
mm ² /AWG/kcmil	0.14-0.5
Nominal current I _N	6 A
Nominal voltage U _N	160 V

EAC B.01742

Accessories

Accessories

Connector

Ferrule - A 0,25- 7 - 3202478



Ferrule, Length: 7 mm, Color: silver

Ferrule - A 0,34- 7 - 3009202



Ferrule, Length: 7 mm, Color: silver

Crimping tool

Printed-circuit board connector - FMC 0,5/ 6-ST-2,54 - 1821135

Accessories

Crimping pliers - CRIMPFOX 6 - 1212034



Crimping pliers, for ferrules without insulating collar according to DIN 46228 Part 1 and ferrules with insulating collar according to DIN 46228 Part 4, 0.25 mm² ... 6.0 mm², lateral entry, trapezoidal crimp

Labeled terminal marker

Marker card - SK 2,54/2,8:FORTL.ZAHLEN - 0804853



Marker card, Card, white, labeled, Horizontal: Consecutive numbers 1 - 10, 11 - 20, etc. up to 91 - 99, Mounting type: Adhesive, for terminal block width: 2.54 mm, Lettering field: 2.54 x 2.8 mm

Screwdriver tools

Screwdriver - SZS 0,4X2,0 - 1205202



Micro screwdriver, bladed, size: 0.4 x 2.0 x 60 mm, 2-component grip, with non-slip grip and twist cap

Additional products

Printed-circuit board connector - MC 0,5/ 6-G-2,54 P20 THR R44 - 1821287



Header, Nominal current: 6 A, Rated voltage (III/2): 160 V, Number of positions: 6, Pitch: 2.54 mm, Color: black, Contact surface: Gold, Mounting: THR soldering, Sample values available under SAMPLE MC...

Printed-circuit board connector - FMC 0,5/ 6-ST-2,54 - 1821135

Accessories

Printed-circuit board connector - MCV 0,5/ 6-G-2,54 P20 THR R44 - 1821436



Header, Nominal current: 6 A, Rated voltage (III/2): 160 V, Number of positions: 6, Pitch: 2.54 mm, Color: black, Contact surface: Gold, Mounting: THR soldering, Sample values available under SAMPLE MC...

Printed-circuit board connector - MCV 0,5/ 6-G-2,54 SMD R44 - 1821588



Header, Nominal current: 6 A, Rated voltage (III/2): 160 V, Number of positions: 6, Pitch: 2.54 mm, Color: black, Contact surface: Gold, Mounting: SMD soldering, Sample values available under SAMPLE MC...

Printed-circuit board connector - MC 0,5/ 6-G-2,54 SMD R44 - 1821737



Header, Nominal current: 6 A, Rated voltage (III/2): 160 V, Number of positions: 6, Pitch: 2.54 mm, Color: black, Contact surface: Gold, Mounting: SMD soldering, Sample values available under SAMPLE MC...