

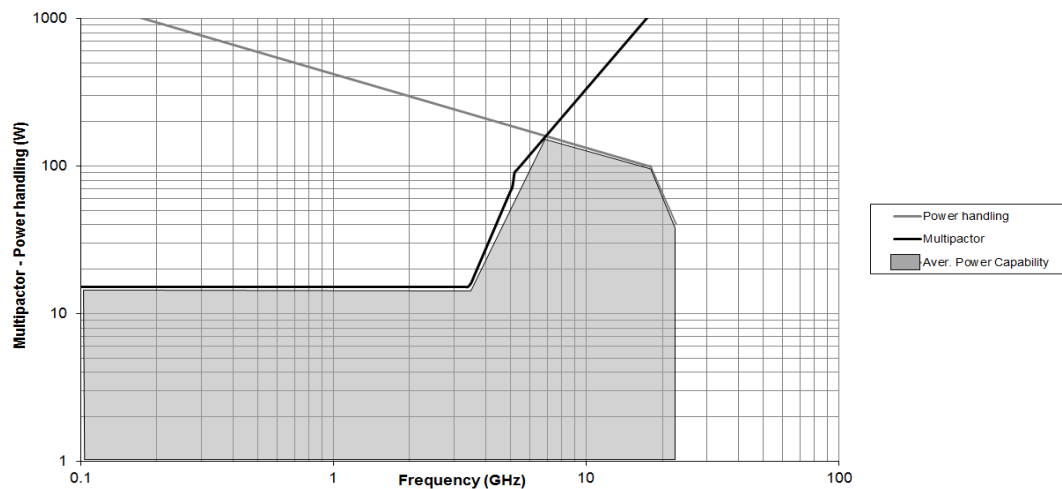
### RF CHARACTERISTICS

Number of ways : 6  
 Frequency range : 0 - 22 GHz  
 Impedance : 50 Ohms

Frequency (GHz)	DC - 3	3 - 8	8 - 12.4	12.4 - 18	18 - 22
VSWR max	1.20	1.30	1.40	1.50	1.70
Insertion loss max	0.20 dB	0.30 dB	0.40 dB	0.50 dB	0.70 dB
Isolation min	80 dB	70 dB	60 dB	60 dB	50dB
Average power (*)	240 W	150 W	120 W	100 W	40 W

SWITCH REPEATABILITY : 0.03 dB peak change in insertion loss over 100 cycles

Multipactor and Power handling under vacuum with no margin



### ELECTRICAL CHARACTERISTICS

Actuator : LATCHING  
 Nominal current \*\* : 125 mA  
 Actuator voltage (Vcc) : 28V (24 to 30V) / POSITIVE COMMON  
 Terminals : 25 pins D-SUB male connector  
 Indicator rating : 1 W / 30 V / 100 mA

### MECHANICAL CHARACTERISTICS

Connectors : SMA female per MIL-C 39012  
 Life : 5.000.000 cycles per position  
 Switching Time\*\*\* : < 15 ms  
 Construction : Vacuum compatible  
 Weight : < 220 g

### ENVIRONMENTAL CHARACTERISTICS

Operating temperature range : -40°C to +85°C  
 Storage temperature range : -55°C to +85°C

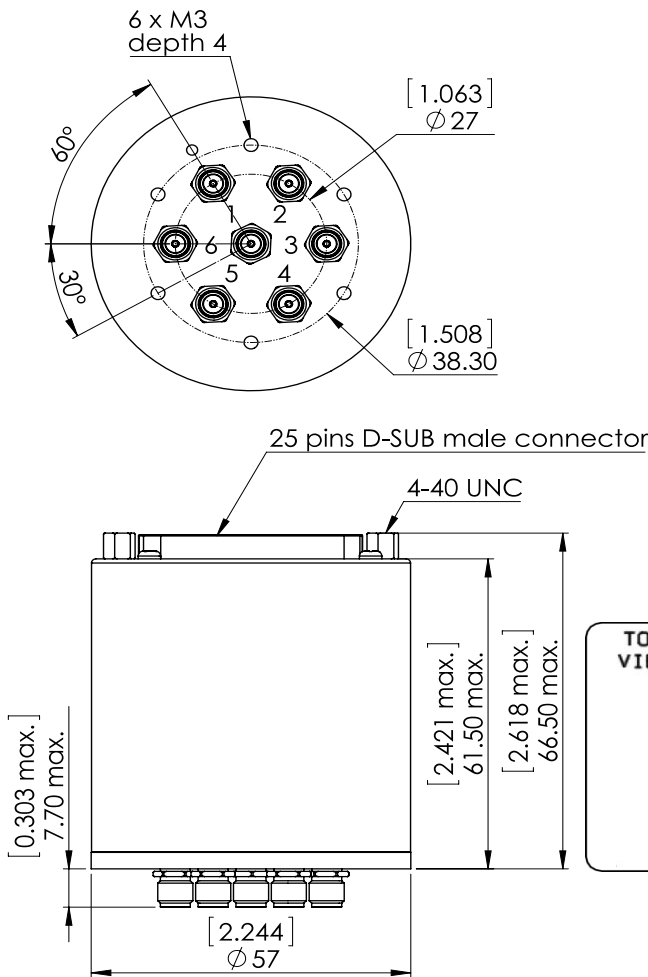
(\* Average power at 25°C per RF Path (sea level))

(\*\* At 25° C ±10%)

(\*\*\* Nominal voltage ; 25° C)

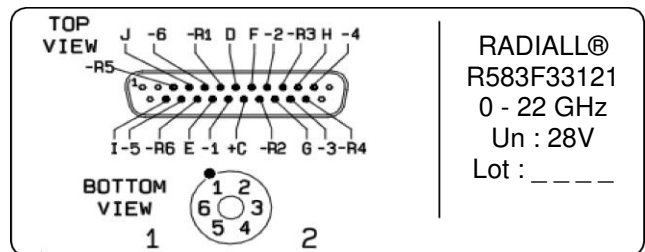


**DRAWING**



Voltage	RF Continuity	Ind.
+C -1	IN ↔ 1	D.E
+C -R1	Open	--
+C -2	IN ↔ 2	D.F
+C -R2	Open	--
+C -3	IN ↔ 3	D.G
+C -R3	Open	--
+C -4	IN ↔ 4	D.H
+C -R4	Open	--
+C -5	IN ↔ 5	D.I
+C -R5	Open	--
+C -6	IN ↔ 6	D.J
+C -R6	Open	--

**LABEL**



RADIALL®  
R583F33121  
0 - 22 GHz  
Un : 28V  
Lot : \_ \_ \_ \_

General tolerances : ±0.5 mm [0.02 in]

**SCHEMATIC DIAGRAM**

