

Shielded Power Inductors – XAL1060



- AEC-Q200 Grade 1 (–40°C to +125°C)
- Excellent current handling – up to 120 A
- Very low DCR – as low as 0.5 mOhm
- Soft saturation

Designer's Kit C435 contains 3 of each XAL1060 and XAL1010 value
Core material Composite

Environmental RoHS compliant, halogen free

Terminations RoHS compliant tin-silver (96.5/3.5) over copper.
 Other terminations available at additional cost.

Weight 3.6 – 3.8 g

Operating voltage: 0 – 60 V

Ambient temperature –40°C to +125°C with (40°C rise) Irms current.

Maximum part temperature +165°C (ambient + temp rise). [Derating.](#)

Storage temperature Component: –55°C to +165°C.

Tape and reel packaging: –55°C to +80°C

Resistance to soldering heat Max three 40 second reflows at +260°C, parts cooled to room temperature between cycles

Moisture Sensitivity Level (MSL) 1 (unlimited floor life at <30°C / 85% relative humidity)

Packaging 150/7" reel; 600/13" reel Plastic tape: 24 mm wide, 0.3 mm thick, 16 mm pocket spacing, 6.3 mm pocket depth

PCB washing Tested to MIL-STD-202 Method 215 plus an additional aqueous wash. See [Doc787_PCB_Washing.pdf](#).

Part number ¹	Inductance ² ±20% (µH)	DCR (mOhms) ³		SRF typ ⁴ (MHz)	Isat ⁵ (A)	Irms (A) ⁶	
		typ	max			20°C rise	40°C rise
XAL1060-181ME_	0.18	0.50	0.55	68	120	28.8	46.0
XAL1060-401ME_	0.40	0.80	0.88	60	82	25.9	36.8
XAL1060-681ME_	0.68	1.35	1.50	51	52	22.4	33.9
XAL1060-122ME_	1.2	2.50	2.75	44	43	17.9	26.3
XAL1060-152ME_	1.5	3.00	3.30	36	36	16.0	24.4
XAL1060-222ME_	2.2	4.50	4.95	25	32	13.9	20.0
XAL1060-332ME_	3.3	7.20	7.92	19	26	11.2	16.8
XAL1060-472ME_	4.7	9.75	10.72	16	25	8.5	14.0

1. When ordering, please specify **termination** and **packaging** coded:

XAL1060-472MEC

Termination: E = RoHS compliant tin-silver over copper.

Special order: T = RoHS tin-silver-copper (95.5/4/0.5) or S = non-RoHS tin-lead (63/37).

Packaging: C = 7" machine-ready reel. EIA-481 embossed plastic tape (150 parts per full reel). Quantities less than full reel available: in tape (not machine ready) or with leader and trailer (\$25 charge).

B = Less than full reel. In an effort to simplify our part numbering system, Coilcraft is eliminating the need for multiple packaging codes. When ordering, simply change the last letter of your part number from B to C.

D = 13" machine-ready reel. EIA-481 embossed plastic tape. Factory order only, not stocked (600 parts per full reel).

2. Inductance tested at 1 MHz, 0.1 Vrms, 0 Adc.

3. DCR measured on a micro-ohmmeter.

4. SRF measured using Agilent/HP 4395A or equivalent.

5. DC current at 25°C that causes an inductance drop of 30% (typ) from its value without current.

[Click for temperature derating information.](#)

6. Current that causes the specified temperature rise from 25°C ambient. This information is for reference only and does not represent absolute maximum ratings. [Click for temperature derating information.](#)

7. Electrical specifications at 25°C.

Refer to Doc 362 "Soldering Surface Mount Components" before soldering.

Irms Testing

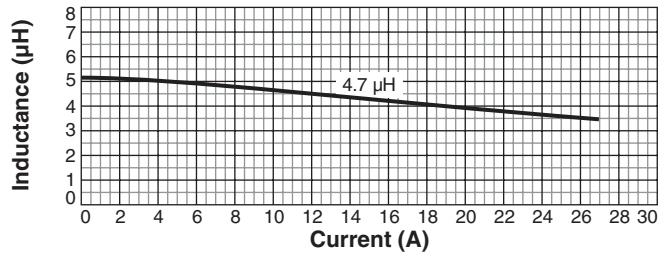
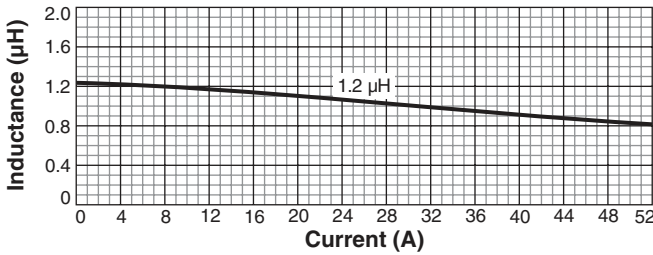
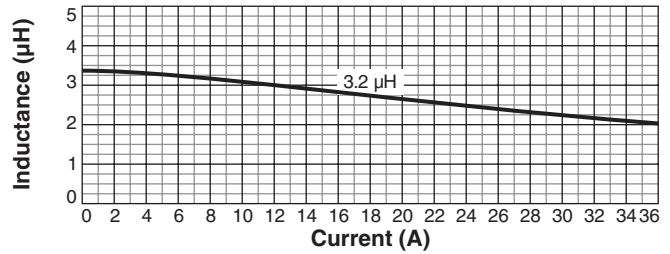
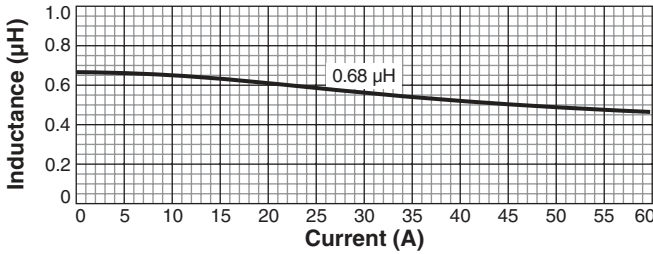
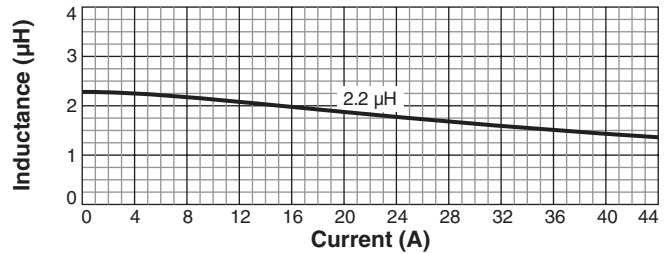
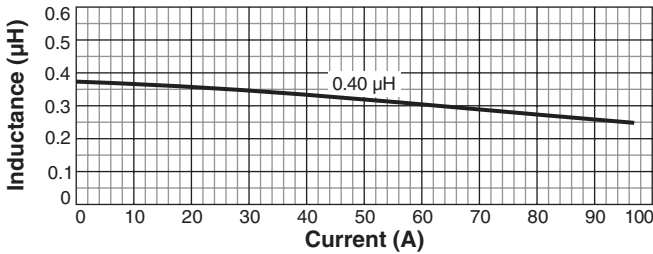
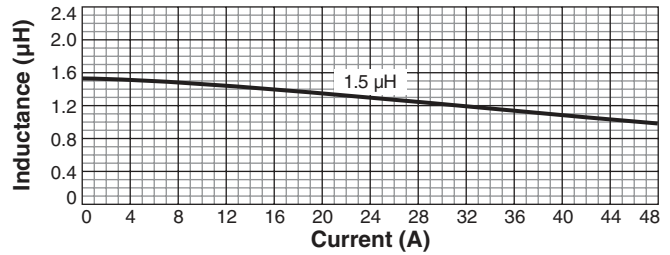
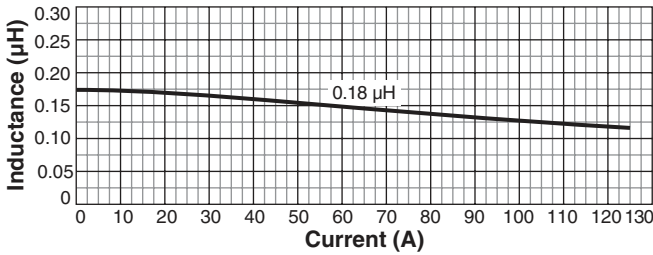
Irms testing was performed on 0.75 inch wide × 0.25 inch thick copper traces in still air.

Temperature rise is highly dependent on many factors including pcb land pattern, trace size, and proximity to other components. Therefore temperature rise should be verified in application conditions.

HIGH TEMPERATURE

Shielded Power Inductors – XAL1060

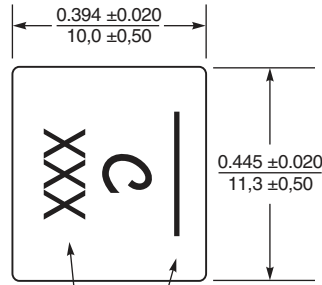
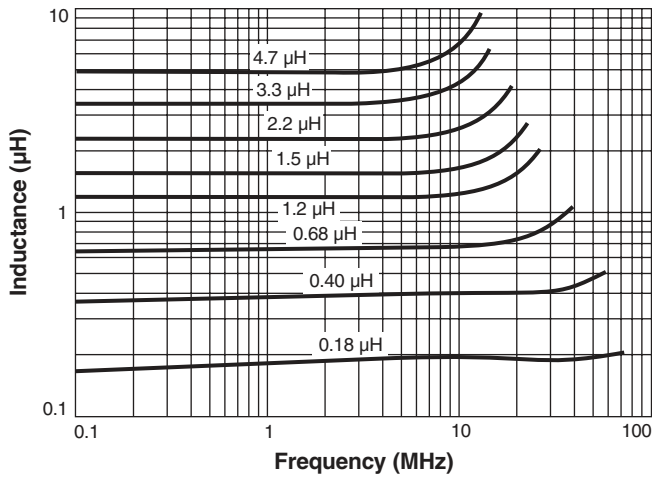
L vs Current



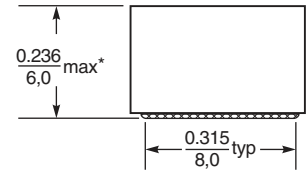
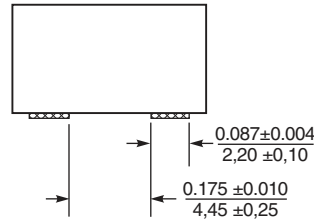
HIGH TEMPERATURE

Shielded Power Inductors – XAL1060

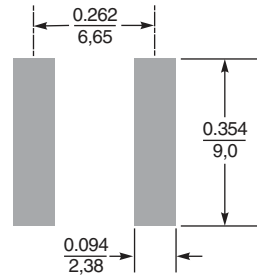
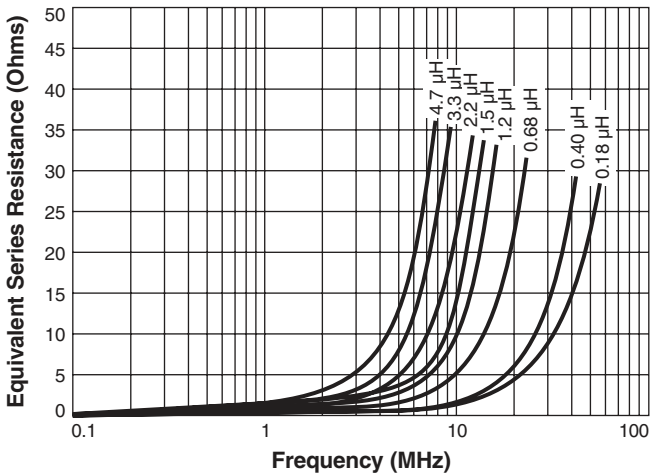
L vs Frequency



Dash number
Indicates direction of terminals and start (short) lead. Connect high dv/dt here for lowest EMI.



ESR vs Frequency



Recommended Land Pattern

* For optional tin-lead and tin-silver-copper terminations, dimensions are for the mounted part. Dimensions before mounting can be an additional 0.005 inch / 0.13 mm.

Dimensions are in $\frac{\text{inches}}{\text{mm}}$