

## CT48A CT48A Part number 89420067



- Input by J-K thermo-couple or by thermo-resistance Pt 100 (2-wire)
- 2 regulation modes : ON/OFF or proportional derivative selected by wiring
- Relay output

### Part numbers

	Type	Description	Temperatures	Scale divisions
89 420 067	CT48A	Thermocouple J	0 + 450	10 °C

### Specifications

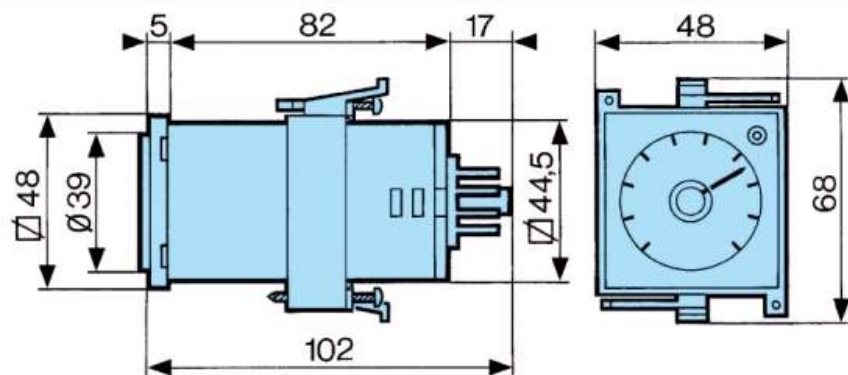
Supply voltage Un	230 to 240 VAC 50/60 Hz
Operating range	0,85 to 1,15 x Un
Maximum power consumption	2 VA
Thermocouple according to IEC 584	J - K
Automatic cold-junction compensation	For J - K : semi-conductor
Max. line resistance	150 Ω
Resist. temp. detector Pt 100 according to IEC 751	2-wire
Derating following line resistance	1 °C / 0,4 Ω
Derating with regard to the setpoint Per 10 °C variation in ambient temperature	J - K : ≤ 1 °C Pt 100 : ≤ 0,1 °C
Derating with regard to the setpoint Per 10 Ω of line resistance variation	J - K : ≤ 1 °C
Derating with regard to the setpoint Per 10% variation in supply voltage	≤ 0,1 %
ON/OFF output action Fixed hysteresis	0,4 %
Derived proportional output action Fixed proportional band (% of full scale)	3 %
Derived proportiona output action Period proportional band	22 s
Changeover relay	5 A / 250 V AC max.
Mechanical life (operations)	3x10 <sup>5</sup>
Behaviour in the event of sensor failure	Relay in rest position
Scale evolution	80 mm
Display accuracy J-K (full scale)	± 2 %
Display accuracy Pt 100 (of the full scale)	± 1,5 %
Operating temperature range (°C)	0 ° → +55
Storage temperature range (°C)	-20 → +70
Insulation according to standard VDE 0110	Group C for 250
Protection class according to DIN 40050 Casing	IP20
Protection class according to DIN 40050 Front panel	IP41
Mounting	Clip
Connection	Solder terminals socket, 8 poles
Weight (g)	350

### Accessories

Accessories	Code
Solder tag connector 8-pin	25 622 301
*** TRADUCTION MANQUANTE ***	25 622 303
Protective cover IP 54	79 237 709

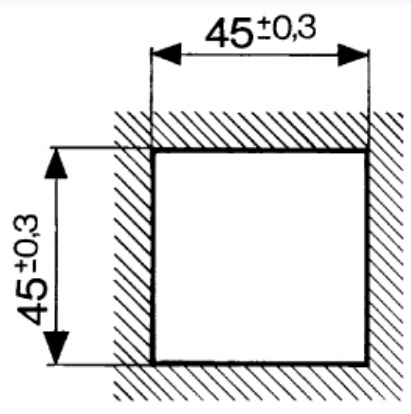
### Dimensions (mm)

#### Dimensions - mounting



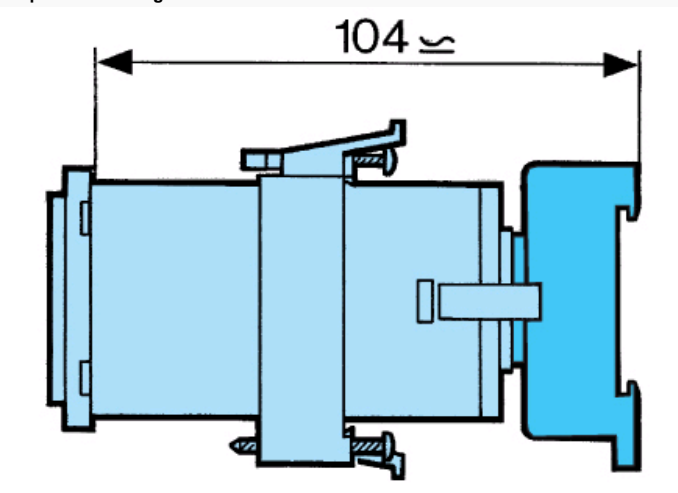
#### Dimensions (mm)

Panel cut-out



#### Dimensions (mm)

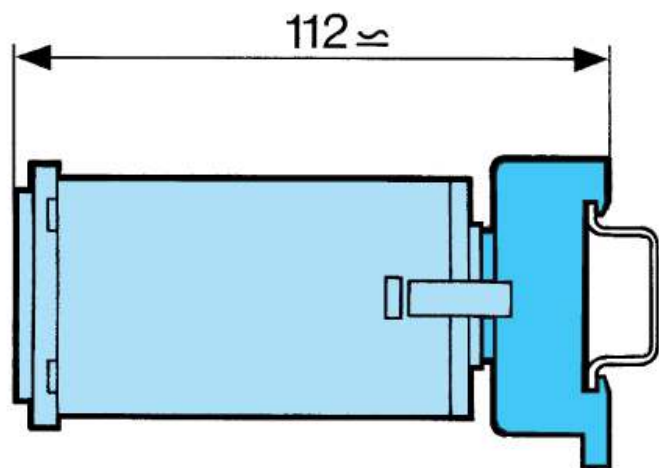
Screw terminal or connector socket - 8-pin base : ref. 25 622 303  
for panel mounting



Screw terminal or connector socket - 8-pin base : ref. 25 622 303 - for panel mounting

#### Dimensions (mm)

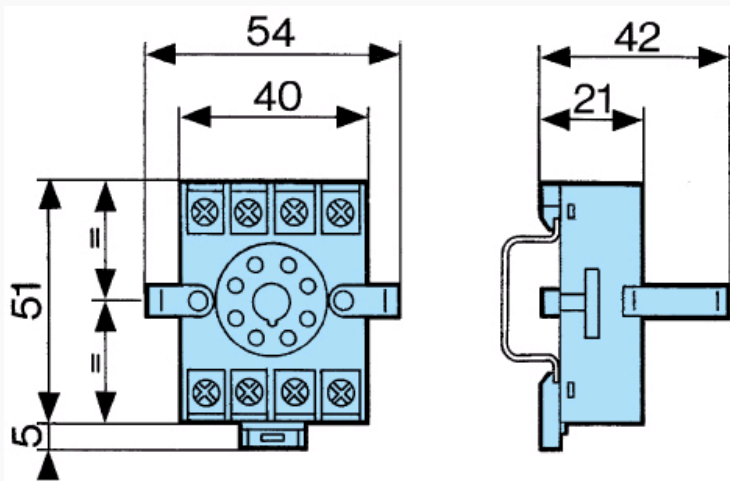
Screw terminal or connector socket - 8-pin base : ref. 25 622 303  
for mounting on DIN rail 35 mm EN 50022



Screw terminal or connector socket - 8-pin base : ref. 25 622 303 - for mounting on DIN rail 35 mm EN 50022

#### Dimensions (mm)

Connector socket

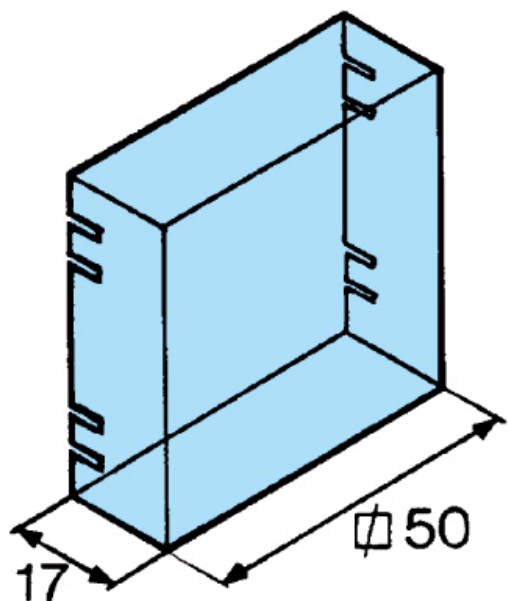


Screw terminal or connector socket - 8-pin base : ref. 25 622 303 - for mounting on DIN rail 35 mm EN 50022

#### Dimensions (mm)

Protective cover - IP 54

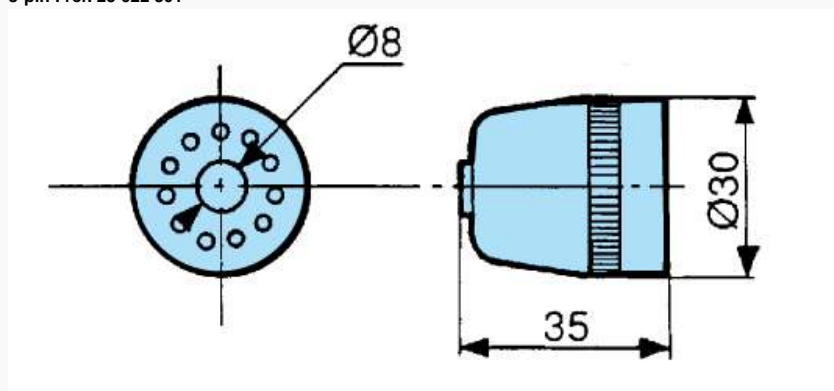
79 237 709



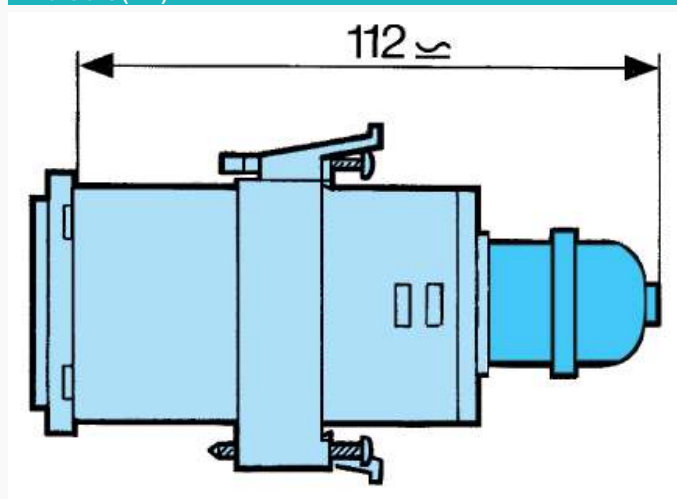
Protective cover IP 54 Ref. 79 237 709

**Dimensions (mm)****Solder tag connector**

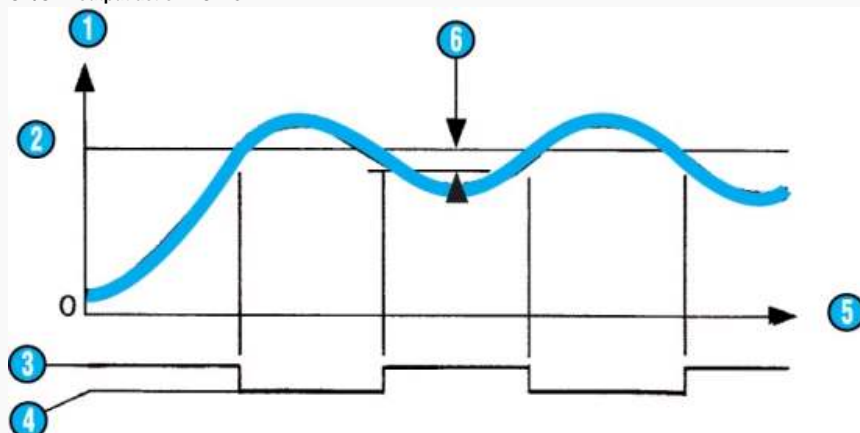
8-pin : ref. 25 622 301



Solder tag connector 8-pin : Ref. 25 622 301

**Dimensions (mm)**

Solder tag connector 8-pin : Ref. 25 622 301

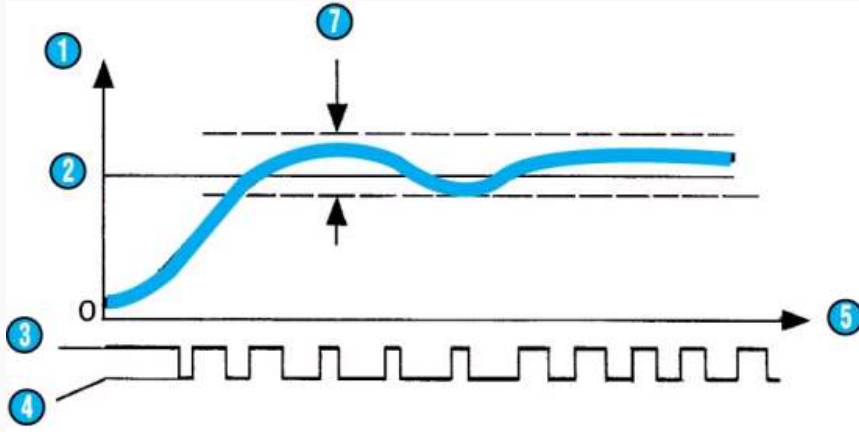
**Curves****ON/OFF output action - CT48A**

N°	Legend
1	Temperature
2	Setpoint

③	Output ON
④	Output OFF
⑤	Time
⑥	Hysteresis (0,4 %)

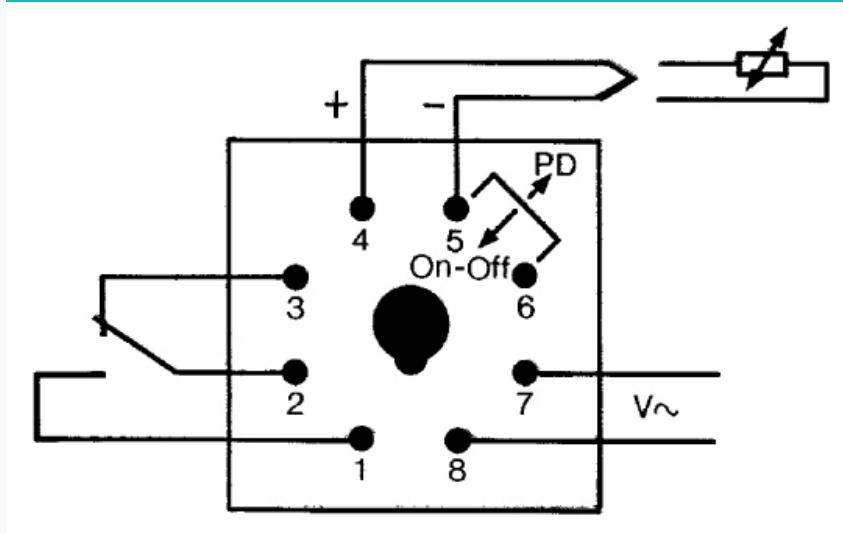
**Curves**

**Proportional derivative (PD) action - CT48A**



N°	Legend
①	Temperature
②	Setpoint
③	Output ON
④	Output OFF
⑤	Time
⑦	Proportional band (PB)

**Connections**



**Other information**

Other possible output type : solid state 0 Other possible supply voltages : 24 V AC and 110 V AC. Please consult us.