

NOTES:

1. MATERIALS AND FINISHES:

CONNECTOR A: HSD STR PLUG: 2HSD-NXSP-C44WI
 CONNECTOR B: HSD STR PLUG: 2HSD-NXSP-C44WI
 CABLE: HSD-S0040103, 4-WIRES CABLE, COLOR:BLACK

2. ELECTRICAL:

A. IMPEDANCE: 100 OHM

3. MECHANICAL:

A. DURABILITY: 25 CYCLES MIN.
 B. TEMPERATURE RANGE: -40°C TO 105°C
 C. HOUSING RETENTION: 110N MIN. AXIAL

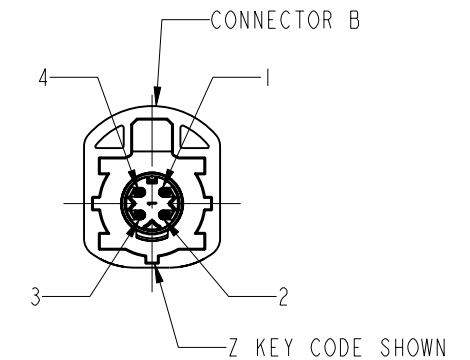
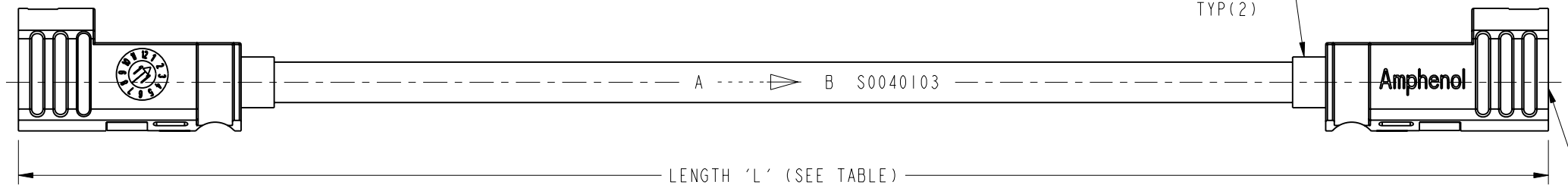
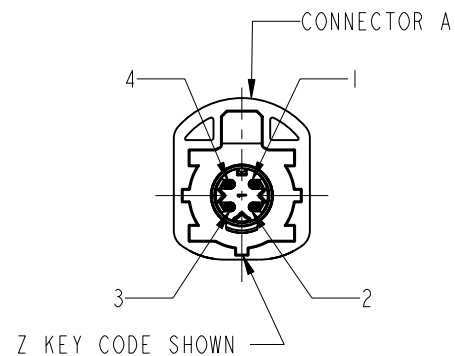
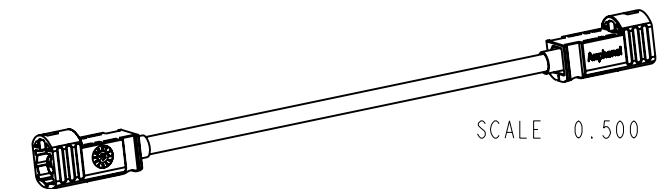
4. PACKAGING:

A. QUANTITY: SINGLE PACK
 B. MARKING: BAG TO BE MARKED
 "AMPHENOL RF, HSDSPXSPXXX-20 AND DATE CODE"

THIRD ANGLE PROJ.

REVISIONS

REV	DESCRIPTION	DATE	ECN	APPR
A	RELEASE TO MFG.	08-May-19	11452	PL



PART NUMBERING

TYPE	CONNECTOR A	CONNECTOR B	CABLE LENGTH	SUFFIX
HSD	SPX	SPX	XX	-20

FAMILY
 HSD - HIGH SPEED DATA
 HD4 - 4- PIN FAKRA

ORIENTATION
 S = STRAIGHT
 R = RIGHT ANGLE

GENDER
 J = JACK
 P = PLUG

KEYING
 NORTH: A, B, C, D, E, F, Z

LENGTH CODE
 SEE LENGTH TABLE

CONFIGURATION
 VARIABLE
 01-99

LENGTH TABLE

XX	LENGTH 'L' IN INCHES [METERS]
01	12.00 [0.305]
02	19.69 [0.500]
03	24.00 [0.610]
04	29.53 [0.750]
05	36.00 [0.914]
06	39.37 [1.000]
07	48.00 [1.219]
08	59.06 [1.500]
09	60.00 [1.524]
10	72.00 [1.829]
11	78.74 [2.000]
12	118.11 [3.000]
13	120.00 [3.048]
14	144.00 [3.658]
15	180.00 [4.572]
16	196.850 [5.000]
17	300.00 [7.620]
18	393.70 [10.000]
19	600.00 [15.240]
20	787.40 [20.000]
21	900.00 [22.860]
22	1181.10 [30.000]
23	1200.00 [30.480]

TOLERANCE TABLE

LENGTH IN INCHES/FT [METERS]	TOLERANCE
0" - 23.90" [0 - 0.607]	±0.25" [0.006]
24.00" - 59.00" [0.610 - 1.499]	±0.50" [0.013]
5.0' - 24.9' [1.524 - 7.617]	±2.5%
25.0' & UP [7.620 & UP]	±5.0%

DESIGN REQUIREMENTS:

<input checked="" type="checkbox"/> FREQUENCY DC - 2 GHz	<input checked="" type="checkbox"/> CONTINUITY
<input type="checkbox"/> VSWR: _____ : 1 MAX.	<input checked="" type="checkbox"/> HI-POT: 500 VRMS
<input type="checkbox"/> INS. LOSS: _____ dB MIN.	<input type="checkbox"/> OTHER

CONNECTOR A	COLOR	CONNECTOR B
1	BLUE	1
2	ORANGE	2
3	GREEN	3
4	BROWN	4

CONFIGURATION CONTROL:
 NO CHANGES PERMITTED TO DRAWING WITHOUT
 PPAP QUALIFIED CUSTOMER APPROVAL

CUSTOMER OUTLINE DRAWING

ALL OTHER SHEETS ARE FOR INTERNAL USE ONLY

UNLESS OTHERWISE SPECIFIED, DIMENSIONS ARE IN METRIC AND TOLERANCES ARE:
 <0.5mm ±0.05mm 0.5 - 6mm ±0.1mm 6 - 30mm ±0.2mm 30 - 120mm ±0.3mm ANGLES ±1°

NOTICE - These drawings, specifications, or other data (1) are, and remain the property of Amphenol corp. (2) must be returned upon request; and (3) are confidential and not to be disclosed to any person other than those to whom they are given by Amphenol Corp. the furnishing of these drawings, specifications, or other data by Amphenol Corp., or to any other person to anyone for any purpose is not to be regarded by implication or otherwise in any manner licensing, granting rights to permitting such holder or any other person to manufacture, use or sell any product, process or design, patented or otherwise, that may in any way be related to or disclosed by said drawings, specifications, or other data.

MATERIAL

SEE NOTES

REFERENCE

EAR# 8869

REF:

CONFIGURATION LEVEL: In Work

FINISH

DRAWN

J.FENG

ENGINEER

P.YU

APPROVED

S.HSIEH

CAD FILE

DATE

15-May-19

DATE

15-May-19

DATE

15-May-19

TITLE

HSD STR PLUG TO
 HSD STR PLUG USING
 HSD-S0040103 CABLE

SCALE: 1.5:1.0

DWG SIZE
 B

REV
 A

SHEET 2 OF 2

Amphenol RF

www.amphenolrf.com

DRAWING NO. HSDSPXSPXXX-20

ITEM NO. HSDSPXSPXXX-20

PART NO. HSDSPXSPXXX-20