

THIS DRAWING IS UNPUBLISHED. RELEASED FOR PUBLICATION APR , 2009.

© COPYRIGHT 2009 BY TYCO ELECTRONICS CORPORATION. ALL RIGHTS RESERVED.

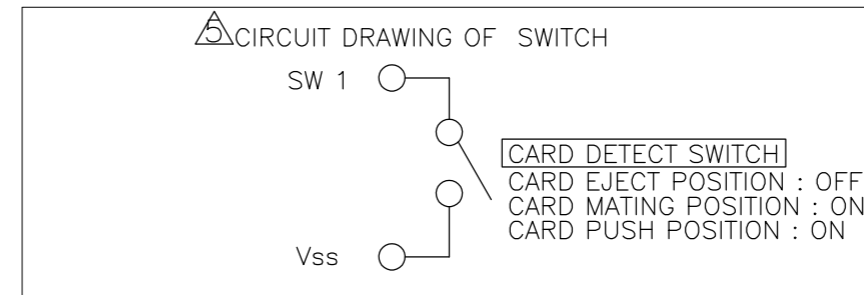
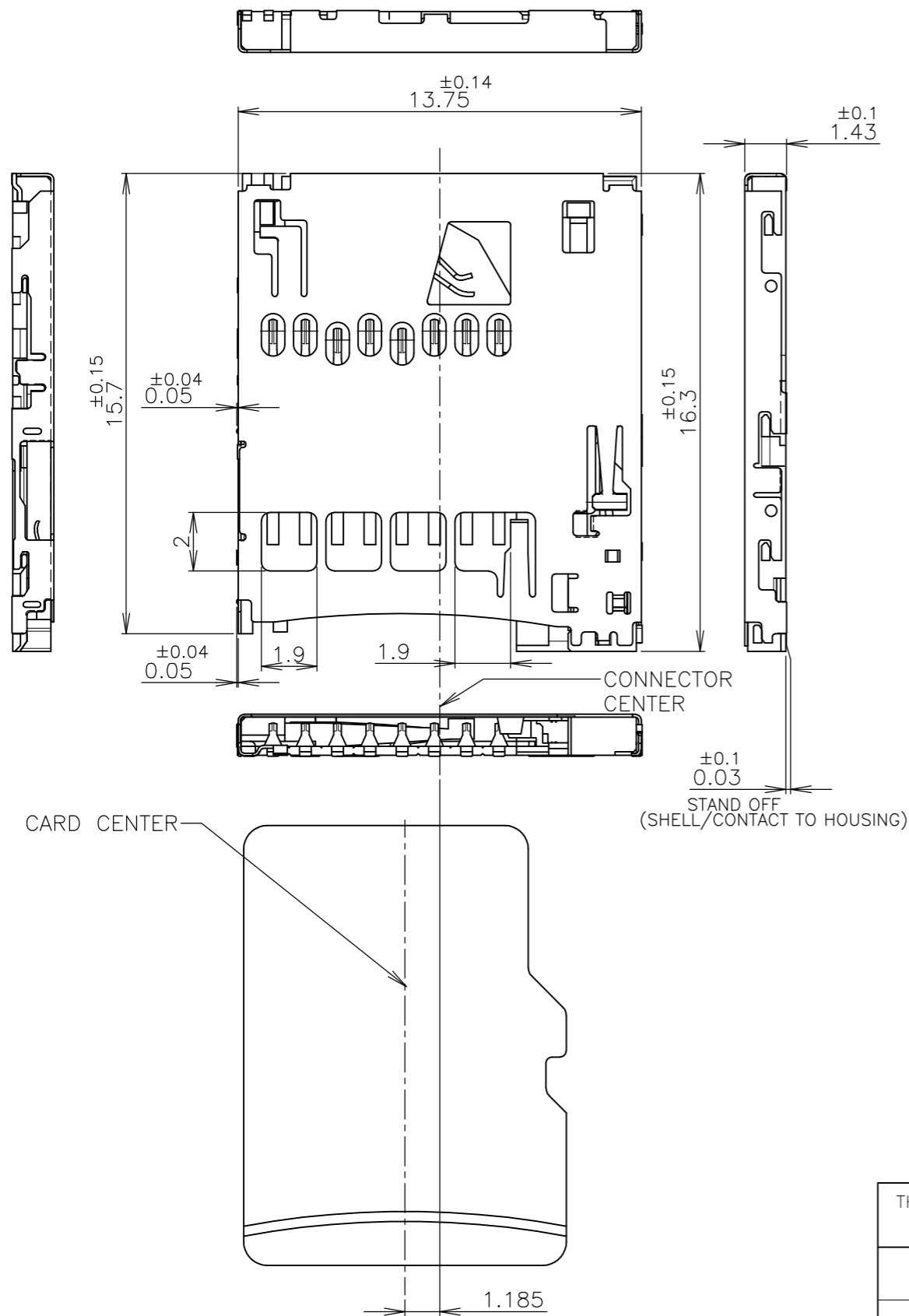
LOC	DIST	REVISIONS			
P	LTR	DESCRIPTION	DATE	DWN	APVD
J	/	A	RELEASED	01DEC09	J.T Y.N

NOTE

1. MATERIAL HOUSING,SLIDER : THERMOPLASTIC RESIN
 UL94V-0, COLOR;BLACK
 CONTACT : COPPER ALLOY
 SHELL : COPPER ALLOY
 COIL : SWP
 CAM ROD : STAINLESS STEEL
 HOOK SPRING : STAINLESS STEEL

2 FINISH CONTACT : Ni UNDER PL
 Au PL AT CONTACT AREA
 Au PL AT SOLDERING AREA
 SHELL : Ni UNDER PL
 Au PL AT SOLDERING AREA

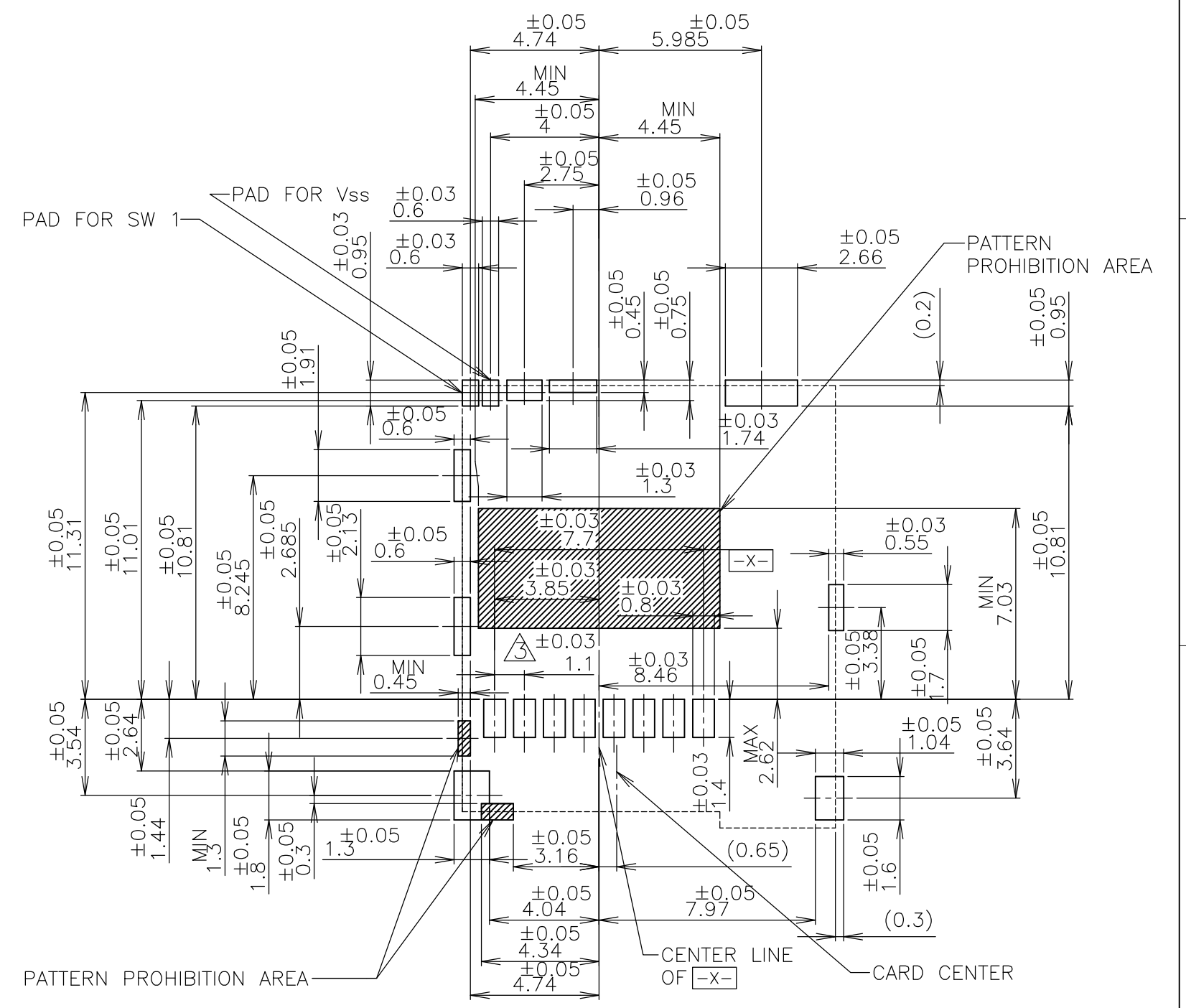
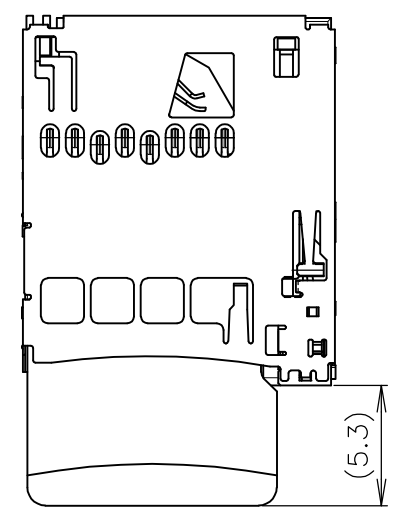
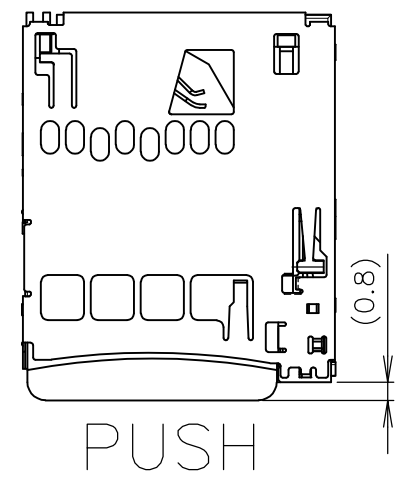
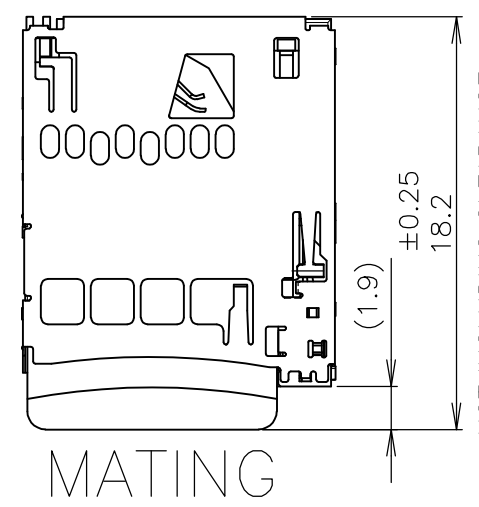
△ NON-CUMULATIVE TOLERANCE
 4. COPLANARITY IS 0.1MAX.
 △ CIRCUIT DRAWING OF SWITCH.
 6. OVERALL TOLERANCE:±0.1



THIS DRAWING IS A CONTROLLED DOCUMENT.		DWN J.TSUJI 01DEC2009	Tyco Electronics AMP K.K. Kawasaki,Japan	
DIMENSIONS: MM		CHK Y.NAKAZAWA 01DEC2009	NAME MICRO SD WITH SWITCH PUSH-PUSH TYPE CI-1	
TOLERANCES UNLESS OTHERWISE SPECIFIED:		APVD Y.NAKAZAWA 01DEC2009	PRODUCT SPEC 108-78680	
0 PLC ± -		APPLICATION SPEC		
1 PLC ± -		WEIGHT 0.31g		
2 PLC ± -		SIZE A3		
3 PLC ± -		CAGE CODE 00779		
4 PLC ± -		DRAWING NO C-1554304		
ANGLES ± -		RESTRICTED TO -		
FINISH		SCALE 5:1		
MATERIAL		SHEET 1 of 3		
PART NUMBER 1554304-1		REV A		
CUSTOMER DRAWING				

THIS DRAWING IS UNPUBLISHED. RELEASED FOR PUBLICATION APR , 2009.
 © COPYRIGHT 2009 BY TYCO ELECTRONICS CORPORATION. ALL RIGHTS RESERVED.

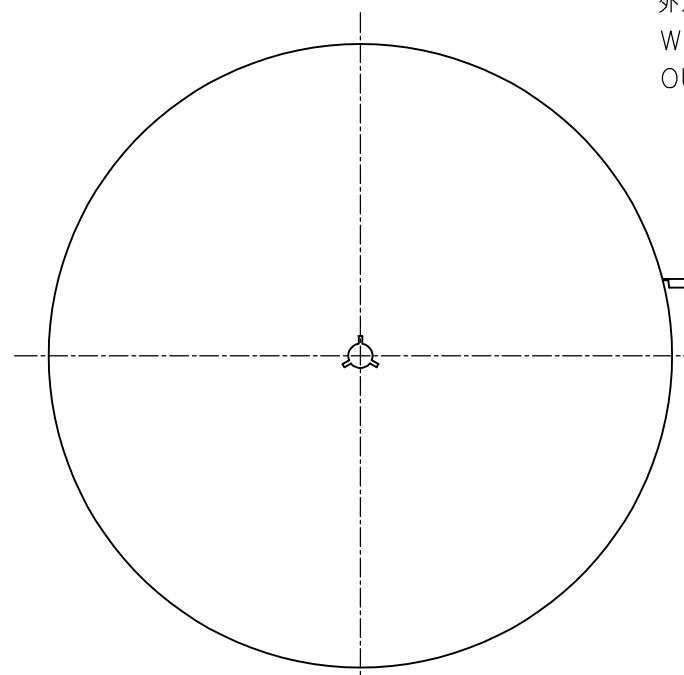
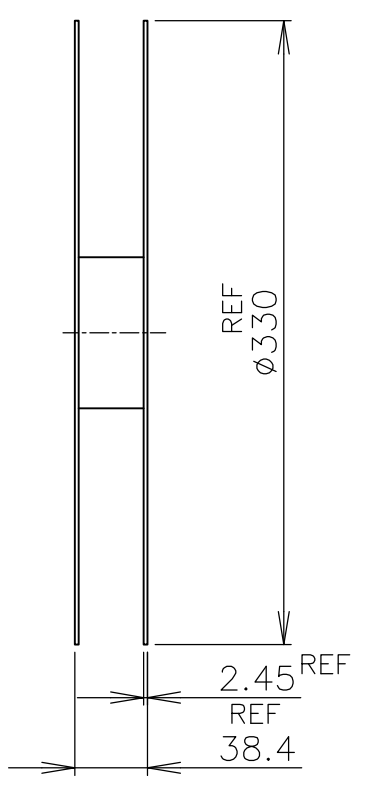
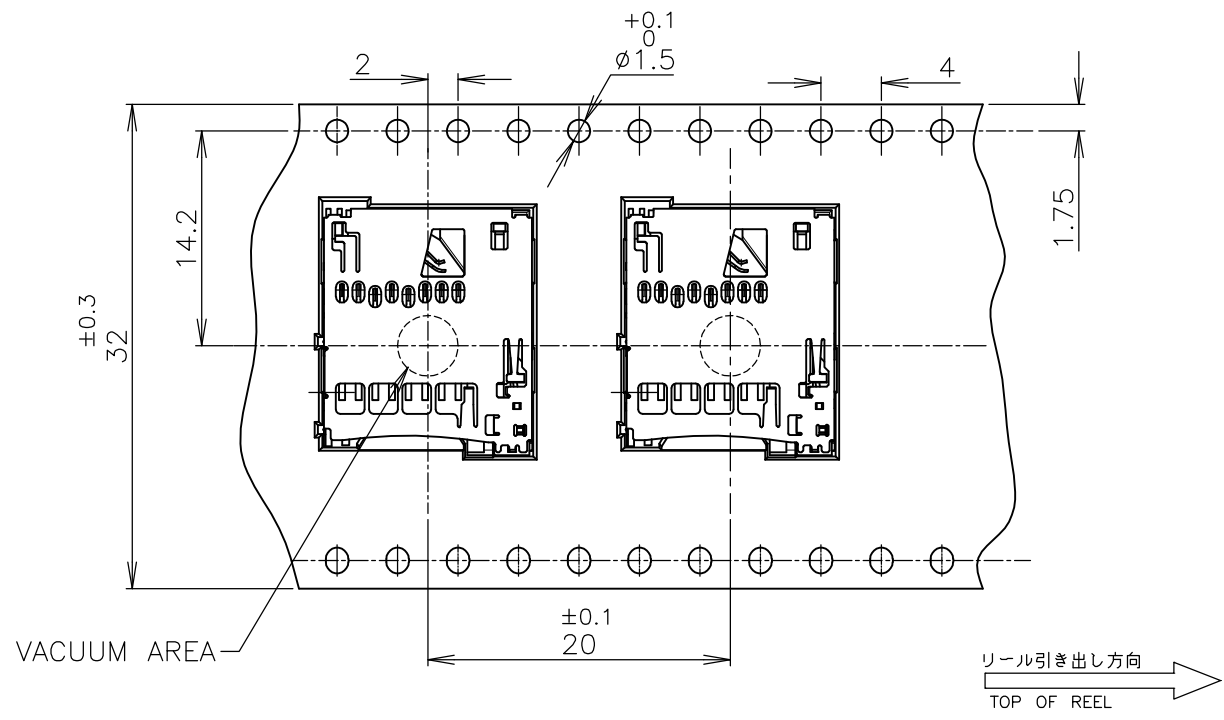
LOC	DIST	REVISIONS			
P	LTR	DESCRIPTION	DATE	DWN	APVD
J	/	SEE SHEET 1	-	-	-



THIS DRAWING IS A CONTROLLED DOCUMENT.		DWN	-	Tyco Electronics		Tyco Electronics AMP K.K.	
DIMENSIONS: MM		CHK	-	NAME		Kawasaki.Japan	
TOLERANCES UNLESS OTHERWISE SPECIFIED:		APVD	-	PRODUCT SPEC		MICRO SD WITH SWITCH PUSH-PUSH TYPE CI-1	
0 PLC ± -		APPLICATION SPEC		SIZE	CAGE CODE	DRAWING NO	RESTRICTED TO
1 PLC ± -		WEIGHT		A3	00779	G-1554304	-
2 PLC ± -		CUSTOMER DRAWING		SCALE		SHEET	REV
3 PLC ± -				2:1		2 OF 3	A
4 PLC ± -							
ANGLES ± -							
FINISH							

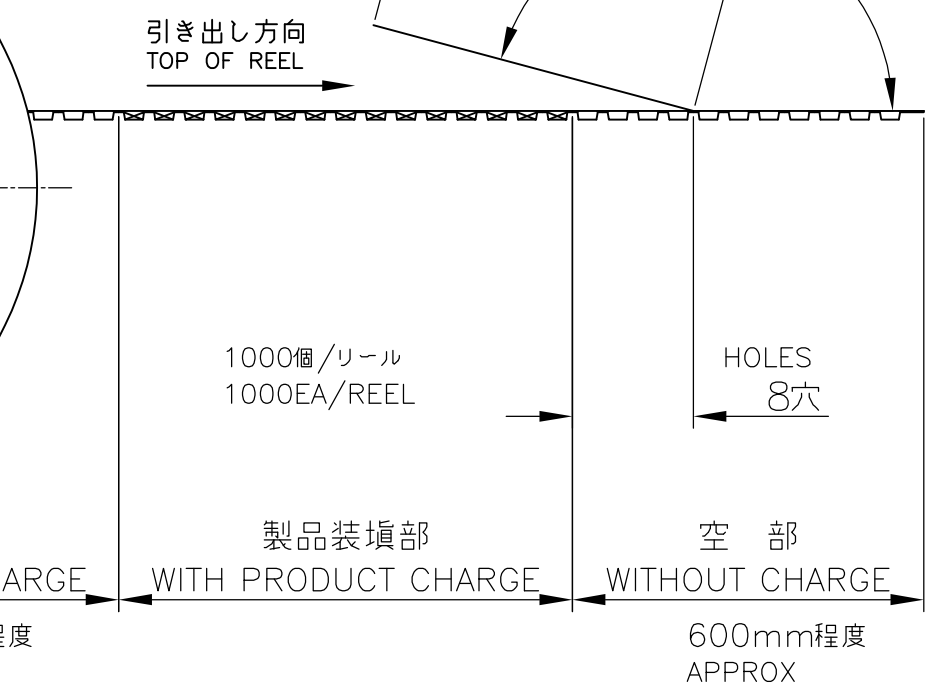
THIS DRAWING IS UNPUBLISHED. RELEASED FOR PUBLICATION APR , 2009.
 © COPYRIGHT 2009 BY TYCO ELECTRONICS CORPORATION. ALL RIGHTS RESERVED.

LOC		DIST		REVISIONS		
P	LTR	DESCRIPTION	DATE	DWN	APVD	
	-	SEE SHEET 1	-	-	-	



カバーテープリーダー部
外周1巻
WIDE COVER TAPE AROUND
OUT PERIPHERY 1 TURN

剥離強度 0.1-1.3N MAX(300±10mm/min)
PEELING STRENGTH
剥離角度 165~180°
PEELING ANGLE



THIS DRAWING IS A CONTROLLED DOCUMENT.		DWN	Tyco Electronics AMP K.K.		
DIMENSIONS: MM		CHK	Kawasaki.Japan		
TOLERANCES UNLESS OTHERWISE SPECIFIED:		APVD	NAME		
0 PLC ± -		PRODUCT SPEC	MICRO SD WITH SWITCH PUSH-PUSH TYPE CI-1		
1 PLC ± -		APPLICATION SPEC	SIZE	CAGE CODE	DRAWING NO
2 PLC ± -		WEIGHT	A3	00779	C-1554304
3 PLC ± -		CUSTOMER DRAWING		RESTRICTED TO	-
4 PLC ± -		SCALE 2:1		SHEET 3 OF 3	REV A
ANGLES ± -					
FINISH					