

5-102699-2 ✓ ACTIVE

AMPMODU | AMPMODU Headers


TE Internal #: 5-102699-2

PCB Mount Header, Vertical, Wire-to-Board / Board-to-Board, 6
Position, 2.54 mm [.1 in] Centerline, Fully Shrouded, Gold,
AMPMODU Headers

[View on TE.com >](#)



Connectors > PCB Connectors > PCB Headers & Receptacles



PCB Connector Assembly Type: **PCB Mount Header**

PCB Mount Orientation: **Vertical**

Connector System: **Board-to-Board, Wire-to-Board**

Number of Positions: **6**

Number of Rows: **2**

Features

Product Type Features

PCB Connector Assembly Type	PCB Mount Header
Connector System	Board-to-Board, Wire-to-Board
Header Type	Fully Shrouded
Connector & Contact Terminates To	Printed Circuit Board

Configuration Features

Connector Contact Load Condition	Fully Loaded
PCB Mount Orientation	Vertical
Number of Positions	6
Number of Rows	2
Board-to-Board Configuration	Parallel

Electrical Characteristics

Insulation Resistance	5000 M Ω
Dielectric Withstanding Voltage (Max)	750 Vrms

Body Features

Primary Product Color	Black
-----------------------	-------

Contact Features

Mating Square Post Dimension	.64 mm[.025 in]
PCB Contact Termination Area Plating Material Thickness	2.54 – 5.08 μ m[100 – 200 μ in]



Contact Shape & Form	Square
Contact Underplating Material	Nickel
PCB Contact Termination Area Plating Material	Tin
Contact Base Material	Copper Alloy
Contact Mating Area Plating Material	Gold
Contact Mating Area Plating Material Thickness	.762 μ m[30 μ in]
Contact Type	Pin
Contact Current Rating (Max)	3 A

Termination Features

Square Termination Post & Tail Dimension	.64 mm[.025 in]
Termination Post & Tail Length	6.35 mm[.25 in]
Termination Method to Printed Circuit Board	Through Hole - Press-Fit

Mechanical Attachment

Mating Retention	With
PCB Mount Retention Type	Action/Compliant Tail
Mating Retention Type	Detent Window
Mating Alignment	With
Mating Alignment Type	Polarization
PCB Mount Retention	With
PCB Mount Alignment	With
Connector Mounting Type	Board Mount

Housing Features

Centerline (Pitch)	2.54 mm[.1 in]
Housing Material	Thermoplastic

Dimensions

Row-to-Row Spacing	2.54 mm[.1 in]
--------------------	----------------

Usage Conditions

Housing Temperature Rating	High
Operating Temperature Range	-55 – 105 $^{\circ}$ C[-67 – 221 $^{\circ}$ F]

Operation/Application

Circuit Application	Signal
---------------------	--------

Industry Standards



Agency/Standard	CSA
Approved Standards	CSA LR7189, UL E28476
UL Flammability Rating	UL 94V-0

Packaging Features

Packaging Quantity	290
Packaging Type	Tray

Product Compliance

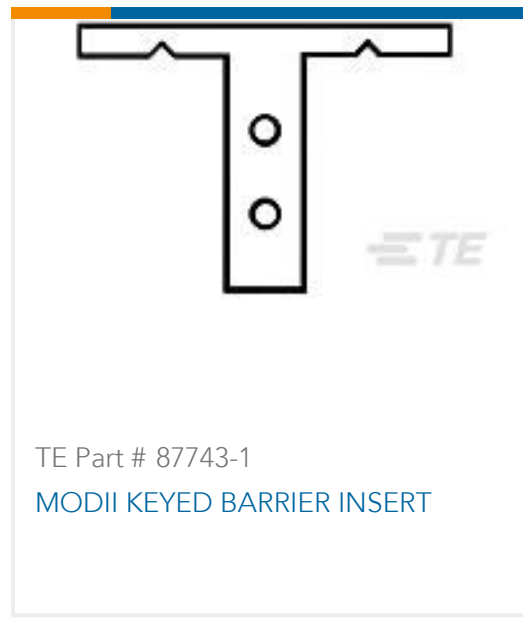
[For compliance documentation, visit the product page on TE.com>](#)

EU RoHS Directive 2011/65/EU	Compliant
EU ELV Directive 2000/53/EC	Compliant
China RoHS 2 Directive MIIT Order No 32, 2016	No Restricted Materials Above Threshold
EU REACH Regulation (EC) No. 1907/2006	Current ECHA Candidate List: JUNE 2023 (235) Candidate List Declared Against: JUNE 2023 (235) Does not contain REACH SVHC
Halogen Content	Not Low Halogen - contains Br or Cl > 900 ppm.
Solder Process Capability	Not applicable for solder process capability




Product Compliance Disclaimer

This information is provided based on reasonable inquiry of our suppliers and represents our current actual knowledge based on the information they provided. This information is subject to change. The part numbers that TE has identified as EU RoHS compliant have a maximum concentration of 0.1% by weight in homogenous materials for lead, hexavalent chromium, mercury, PBB, PBDE, DBP, BBP, DEHP, DIBP, and 0.01% for cadmium, or qualify for an exemption to these limits as defined in the Annexes of Directive 2011/65/EU (RoHS2). Finished electrical and electronic equipment products will be CE marked as required by Directive 2011/65/EU. Components may not be CE marked. Additionally, the part numbers that TE has identified as EU ELV compliant have a maximum concentration of 0.1% by weight in homogenous materials for lead, hexavalent chromium, and mercury, and 0.01% for cadmium, or qualify for an exemption to these limits as defined in the Annexes of Directive 2000/53/EC (ELV). Regarding the REACH Regulation, the information TE provides on SVHC in articles for this part number is based on the latest European Chemicals Agency (ECHA) 'Guidance on requirements for substances in articles' posted at this URL: <https://echa.europa.eu/guidance-documents/guidance-on-reach>

Compatible Parts



Also in the Series | AMPMODU Headers



Customers Also Bought





Documents

CAD Files

3D PDF

3D

Customer View Model

[ENG_CVM_CVM_5-102699-2_M.2d_dxf.zip](#)

English

Customer View Model

[ENG_CVM_CVM_5-102699-2_M.3d_igs.zip](#)

English

Customer View Model

[ENG_CVM_CVM_5-102699-2_M.3d_stp.zip](#)

English

By downloading the CAD file I accept and agree to the [Terms and Conditions](#) of use.

Datasheets & Catalog Pages

[AMPMODU_INTERCONNECTION_SYSTEM_SECTION5](#)

English

[1-1773720-9_AMPMODU_MOD_IV_V_QRG](#)

English

Product Specifications

[Application Specification](#)

English

Product Environmental Compliance

[TE Material Declaration](#)

English