


SURFACE MOUNT CERMET TRIMMERS (14 TURNS) **ST-5**

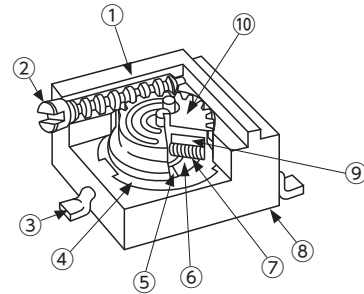
RoHS compliant



FEATURES

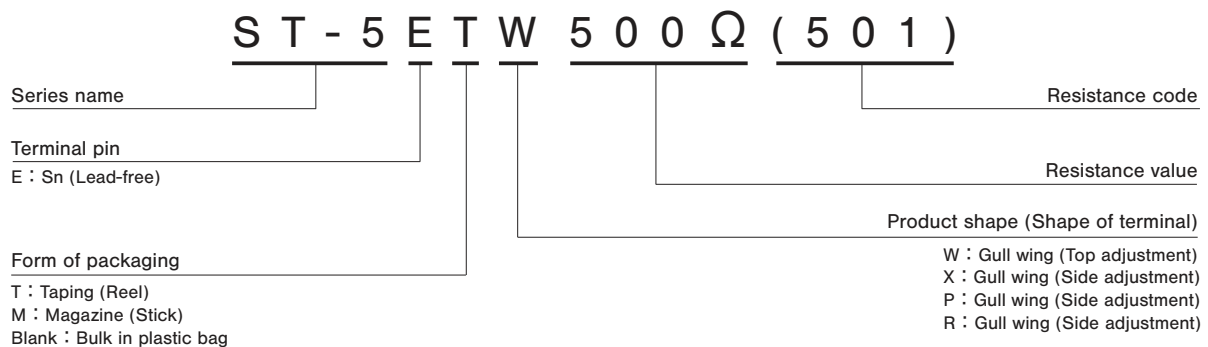
- RoHS compliant
- Precise adjustment is possible
- Automatic mounting is possible (Taping)
- Flow/reflow soldering is possible
- Sealed construction (Washable: Refer to page 698.)
- Resin material is UL Recognized 94V-0

INTERNAL STRUCTURE



Part name	Material
① Housing	Polyphenylenesulphide
② Shaft	Brass, Nickel-plated
③ Terminal pin	Copper, Tin-plated
④ Base element	Ceramic
⑤ Electrode	Ag-Pd cermet
⑥ Resistive element	RuO ₂ cermet
⑦ Wiper	Multi metal alloy
⑧ Adhesive	Epoxy
⑨ Rubber cushion	Silicone rubber
⑩ Rotor gear	Polyamide

PART NUMBER DESIGNATION



※ Please refer to the LIST OF PART NUMBERS when placing orders.

ST-5

SURFACE MOUNT TRIMMERS

LIST OF PART NUMBERS

Adjustment position	Shape of terminal	Form of packaging		
		Taping (reel)	Magazine (stick)	Plastic bag
Top adjustment	W (Gull wing)	ST-5ETW	ST-5EMW	ST-5EW
Side adjustment	X (Gull wing)	ST-5ETX	ST-5EMX	ST-5EX
	P (Gull wing)	ST-5ETP	ST-5EMP	ST-5EP
	R (Gull wing)	ST-5ETR	ST-5EMR	ST-5ER
Pieces in package		500 pcs./reel	50 pcs./stick	50 pcs./pack

The products indicated by ⊖ mark are manufactured upon receipt of order basis.

⟨Nominal resistance values⟩

⊖10 Ω	⊖20 Ω	50 Ω	100 Ω	200 Ω	500 Ω	1 kΩ	2 kΩ	5 kΩ
10 kΩ	20 kΩ	50 kΩ	100 kΩ	200 kΩ	500 kΩ	1 MΩ	2 MΩ	

Fig. 1

※ The above part numbers are all available with the respective combination of <Nominal resistance values> (Fig. 1).

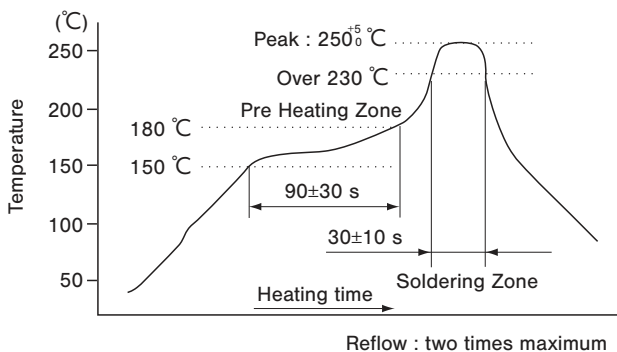
※ Verify the above part numbers when placing orders.

※ Taping and magazine specifications are not sold separately and must be purchased in reel or stick units.

ELECTRICAL CHARACTERISTICS

Nominal resistance range	10 Ω ~ 2 MΩ
Resistance tolerance	± 10 %
Power ratings	0.25 W (85 °C) 0 W (120 °C)
Resistance law	Linear law
Maximum input voltage	DC200 V or power rating, whichever is smaller
Maximum wiper current	100 mA or power rating, whichever is smaller
Effective electrical turn	11 turns
End resistance	1 % or 2 Ω, whichever is greater
C.R.V.	1 % or 3 Ω, whichever is greater
Operating temp. range	- 55 ~ 120 °C
Temp. coefficient	10 Ω ~ 50 Ω : ± 250 10 ⁻⁶ /°C maximum 100 Ω ~ 2 MΩ : ± 100 10 ⁻⁶ /°C maximum
Insulation resistance	1000 MΩ minimum (DC500 V)
Dielectric strength	AC600 V, 60 s
Net weight	Approx. 0.35 g

⟨Reflow profile for soldering heat evaluation⟩



MECHANICAL CHARACTERISTICS

Mechanical turn	14 turns
Operating torque	20 mN·m {204 gf·cm} maximum
Mechanical stop	Clutch action
Rotational life	200 cycles 10 Ω ~ 200 Ω [Δ R/R ≤ ± (0.5 Ω + 3 %)] 500 Ω ~ 2 MΩ [Δ R/R ≤ ± (0.5 Ω + 2 %)]
Thrust to shaft	5 N {0.51 kgf} minimum
Solderability	245 ± 3 °C, 2 ~ 3 s
Shear (Adhesion)	5 N {0.51 kgf} 10 s
Substrate bending	Width 90 mm, bend 3 mm, 5 s, 1 time
Pull-off strength	5 N {0.51 kgf} 10 s

{ } : Reference only

ENVIRONMENTAL CHARACTERISTICS

Test item	Test conditions	Specifications
Thermal shock	- 65 ~ 125 °C (0.5 h), 5 cycles	[Δ R/R ≤ 1 %] [S.S. ≤ 1 %]
Humidity	- 10 ~ 65 °C (80 ~ 98 %), 10 cycles, 240 h	[Δ R/R ≤ 1 %]
Shock	981 m/s ² , 6 ms 6 directions for 3 times each	[Δ R/R ≤ 1 %] [S.S. ≤ 1 %]
Vibration	(Amplitude) 1.52 mm or (Acceleration) 196 m/s ² , 10 ~ 2000 Hz, 3 directions, 12 times each	
Load life	85 °C, 0.25 W, 1000 h	[Δ R/R ≤ 2 %] [S.S. ≤ 1 %]
Low temp. operation	- 55 °C, 2 h	[Δ R/R ≤ 2 %] [S.S. ≤ 2 %]
High temp. exposure	120 °C, 250 h	[Δ R/R ≤ 2 %] [S.S. ≤ 2 %]
Immersion seal	85 °C, 60 s	No leaks (No continuous bubbles)
Soldering heat	Flow : 260 ± 3 °C as the temperature in a pot of molten solder, immersion from head of terminal to backside of board, 5 ~ 6 s, two times maximum Reflow : Peak temperature 255 °C (Please refer to the profile below.) 手はんだ Manual soldering : 350 ± 10 °C, 3 ~ 4 s	[Δ R/R ≤ 1 %]

Δ R/R : Change in total resistance
S.S. : Setting stability

ST-5

SURFACE MOUNT TRIMMERS

MAXIMUM INPUT RATINGS

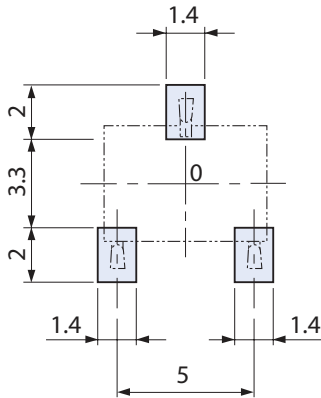
Nominal resistance values (Ω)	Resistance code	Maximum input voltage (V)	Maximum wiper current (mA)
⊕ 10	100	1.00	100
⊖ 20	200	2.00	100
50	500	3.53	70.7
100	101	5.00	50.0
200	201	7.07	35.4
500	501	11.2	22.4
1 k	102	15.8	15.8
2 k	202	22.4	11.2
5 k	502	35.4	7.07
10 k	103	50.0	5.00
20 k	203	70.7	3.54
50 k	503	112	2.24
100 k	104	158	1.58
200 k	204	200	1.00
500 k	504	200	0.40
1 M	105	200	0.20
2 M	205	200	0.10

The products indicated by ⊖ mark are manufactured upon receipt of order basis.

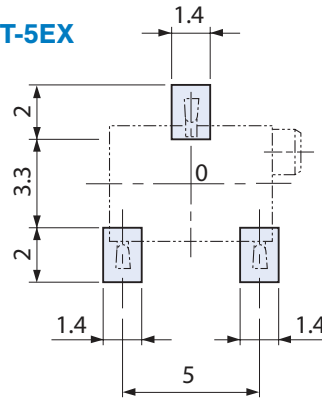
RECOMMENDED P.C.B. PAD OUTLINE DIMENSIONS

(Unit: mm)

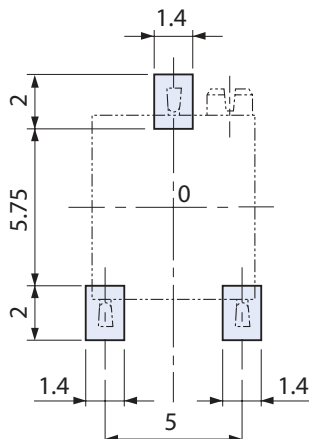
● ST-5EW



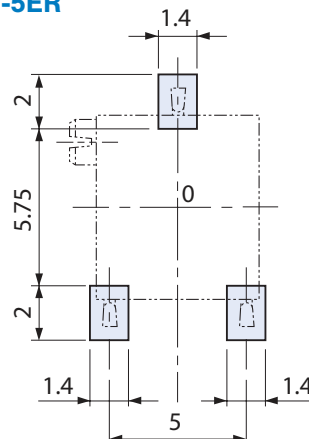
● ST-5EX



● ST-5EP



● ST-5ER



Note) The zero point is the center of mounting.

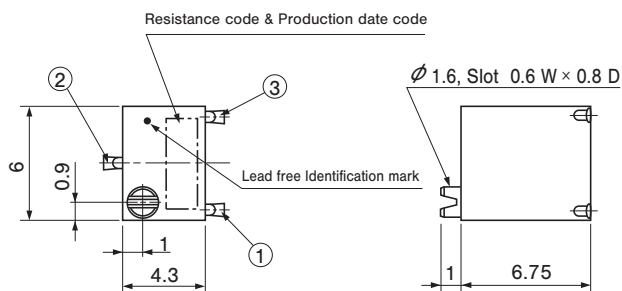
ST-5

SURFACE MOUNT TRIMMERS

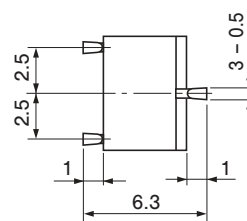
OUTLINE DIMENSIONS

Unless otherwise specified, tolerance : ± 0.3 (Unit: mm)

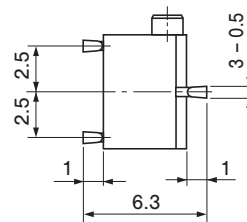
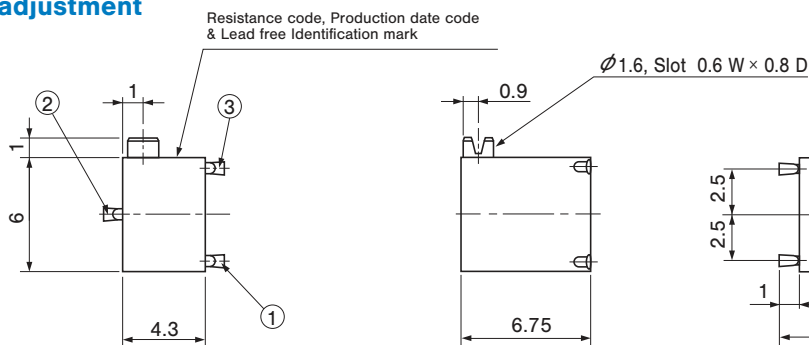
ST-5EW Top adjustment



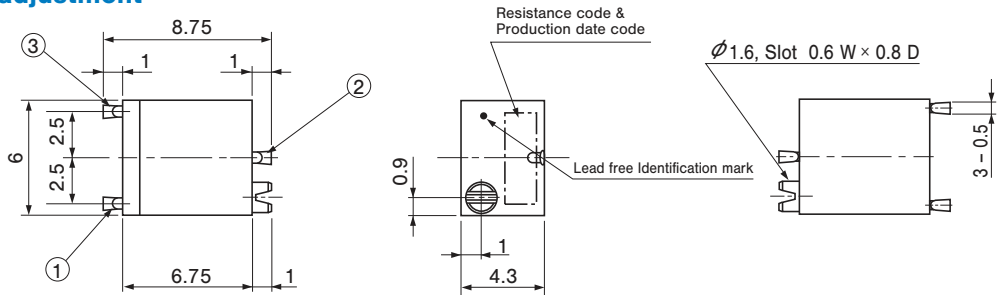
Note the terminal position.



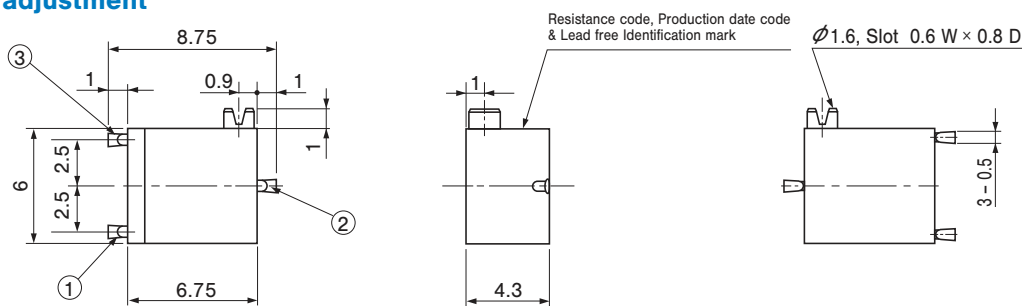
ST-5EX Side adjustment



ST-5EP Side adjustment



ST-5ER Side adjustment



ST-5

SURFACE MOUNT TRIMMERS

PACKAGING SPECIFICATIONS

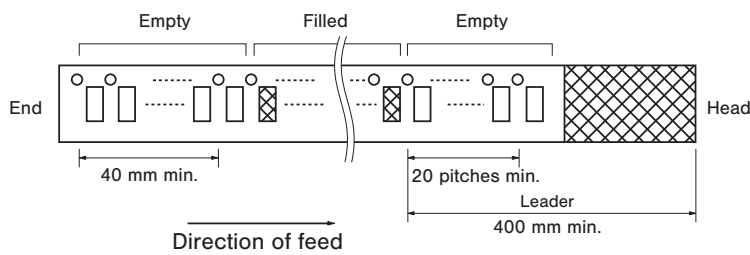
<Taping packaging specifications>

- Taping version is packaged in 500 pcs. per reel. Orders will be accepted for units of 500 pcs., i.e., 500, 1000, 1500 pcs., etc.
- Taping version is boxed with one reel (500 pcs.).

Maximum number of consecutive missing pieces = 2

Leader length and reel dimension are shown in the dia- grams below.

EMBOSED TAPE DIMENSIONS

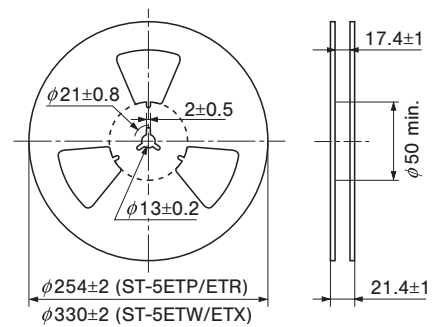


REEL DIMENSIONS

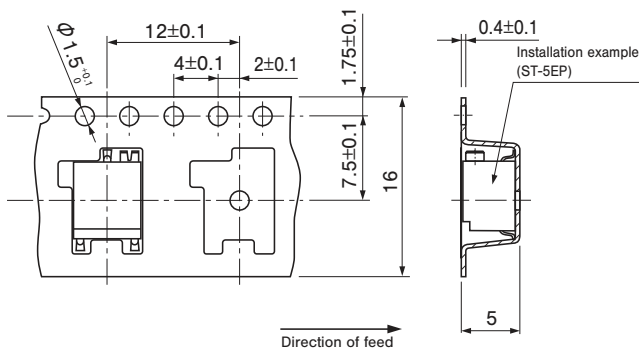
(Conforms to JIS C 0806-3)

(In accordance with EIAJ ET-7200A)

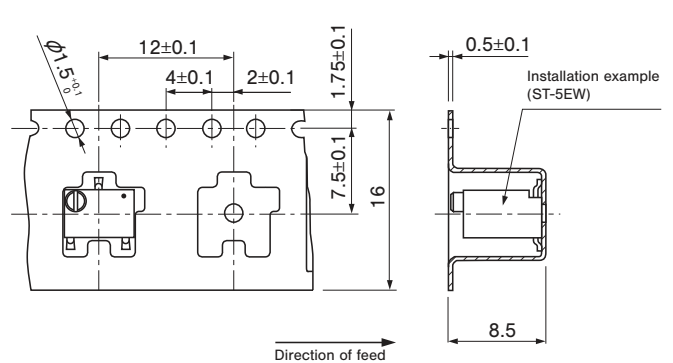
(Unit: mm)



ST-5ETP/ETR



ST-5ETW/ETX



ST-5

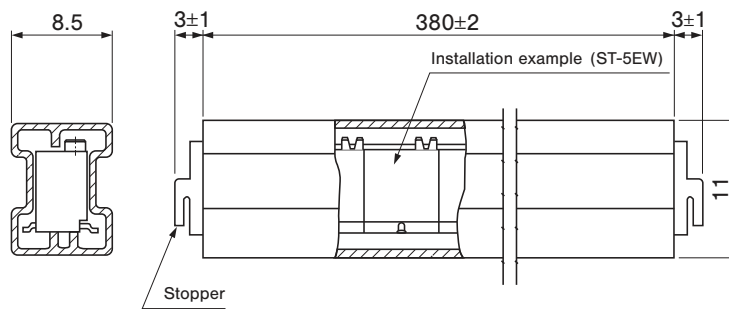
SURFACE MOUNT TRIMMERS

<Magazine packaging specifications>

- Magazine is packed 50 pcs. per stick.
Orders will be accepted for units of 50 pcs., i.e., 50, 100, 150 pcs., etc.
- Magazines are packed 2000 pcs. per box.

● Magazine dimensions

(Unit: mm)



<Bulk pack specifications>

- Unit of bulk in a plastic bag is 50 pcs. per pack.
- Boxing of bulk in a plastic bag is performed with 200 pcs. per box.