


MRSS - MINIATURE ROTARY SWITCH SERIES

PRODUCT DESCRIPTION

The MRSS addresses manual programming applications. These high-quality rotary DIP switches are available in size 7.7mm square (horizontal) and 7.2mm square (vertical) for a wide range of possible applications like elevator and security system. Meanwhile the compact design offers 50% lower profile than standard DIP switches and save space around 40% PCB area. In addition, MRD Series provide more options for terminal, hexadecimal or binary code, with or without complement types to fulfill the variety requirements.

The MRSS Switches are characterised by contact rating of 0.4VA @ 20V DC or AC.

Reference TE customer drawing for application instructions.



FEATURES

- Offer both SMD and THT
- Space saving with a low profile
- High reliability with 2 points contacts
- Hexadecimal or binary code, with complement
- Vertical and horizontal versions
- MSL 1 conformance
- Packaged in Tube and Tape/Reel

APPLICATION

- Elevator
 - Single chip
 - Security system
 - Lighting system
 - Machinery
 - Telecommunication
-

MRSS - Miniature rotary switch series

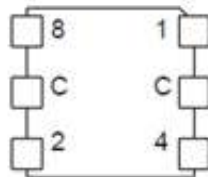
MRSS Series – Type Classification

Rating	0.4VA @ 20V DC or AC MAX.	
Contact Resistance	100mΩ MAX @2VDC 10mA initial	
Operation Temperature	-40°C to 85°C	
Mechanical Life	10,000 steps	
Electrical Life	10,000 steps @ 5VDC, 10mA	
Withstanding Voltage	250VAC for 1 min	
Operation Force	2.0mN·m MIN, 19.6mN·m MAX.	
Soldering Conditions	Manual	Temp of iron tip: 320°C MAX. for 4±1 sec
	Flow	Preheat 100 to 105°C for 30±5 sec Solder temp 265°C ±3°C for 8±2 sec
	Reflow	Preheat 160 to 190°C for 90 to 120 sec Reflow temp 225°C (switch surface) for 20 to 60 sec Peak temp 255°C (switch surface) MAX.

Material Specifications

Components	Material	Finish	Components	Material	Finish
Case	PSS	Color: Black	Fixed contact	Cu alloy	Au flash
Frame	PSS	Color: Light Brown, Black	Movable contact	Cu alloy	Au plated
Rotar	LCP	Color: White	Holder	SUS	Silver
Plate	SUS	-	-	-	-

Circuit type



Terminal Identification viewed from bottom switch

MRSS - Miniature rotary switch series

R - Real code. 10 and 16 positions.

BDC

C O D E	Position									
	0	1	2	3	4	5	6	7	8	9
1		●		●		●		●		●
2			●	●			●	●		
4					●	●	●	●		
8									●	●

Hexadecimal

C O D E	Position															
	0	1	2	3	4	5	6	7	8	9	A	B	C	D	E	F
1		●		●		●		●		●		●		●		●
2			●	●			●	●			●	●			●	●
4					●	●	●	●					●	●	●	●
8										●	●	●	●	●	●	●

C - Complement code. 10 and 16 positions.

BDC Complement

C O D E	Position									
	0	1	2	3	4	5	6	7	8	9
1	●		●		●		●		●	
2	●	●			●	●			●	●
4	●	●	●	●					●	●
8	●	●	●	●	●	●	●	●		

Hexadecimal Complement

C O D E	Position															
	0	1	2	3	4	5	6	7	8	9	A	B	C	D	E	F
1	●		●		●		●		●		●		●		●	
2	●	●			●	●			●	●			●	●		
4	●	●	●	●					●	●	●	●				
8	●	●	●	●	●	●	●	●								

G - Gray code. 10 and 16 positions.

BDC Gray

C O D E	Position									
	0	1	2	3	4	5	6	7	8	9
1		●	●			●	●			●
2			●	●	●	●				
4					●	●	●	●	●	●
8									●	●

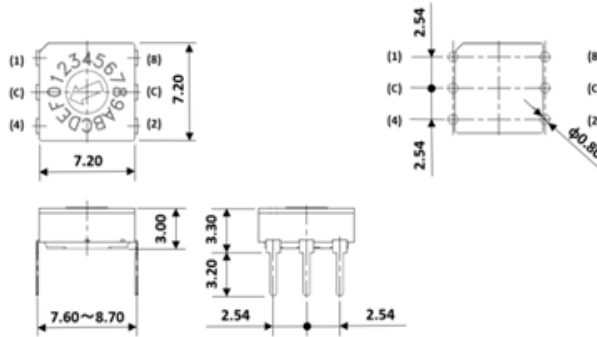

Hexadecimal Gray

C O D E	Position															
	0	1	2	3	4	5	6	7	8	9	A	B	C	D	E	F
1		●	●			●	●			●	●			●	●	
2			●	●	●	●					●	●	●	●		
4					●	●	●	●	●	●	●	●				
8										●	●	●	●	●	●	●

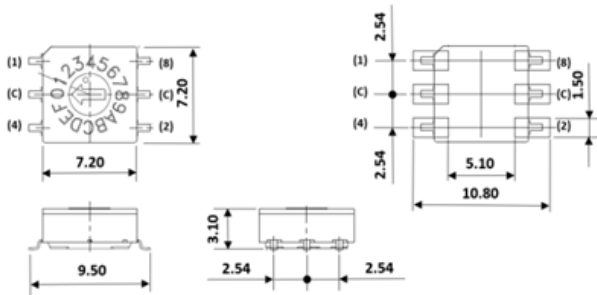
MRSS - Miniature rotary switch series

Terminal

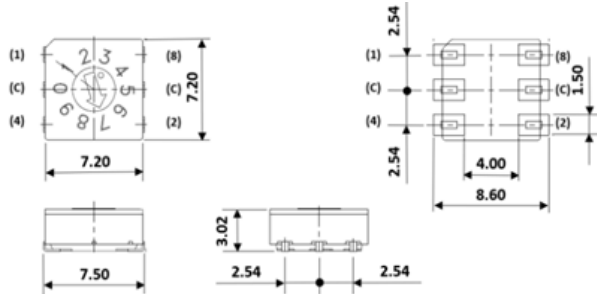
TH - Vertical, through hole TH (Hexadecimal)



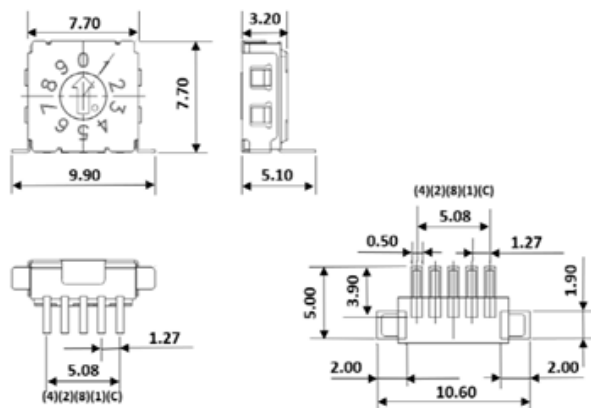
SMGW - Vertical, gullwing SM (Hexadecimal)



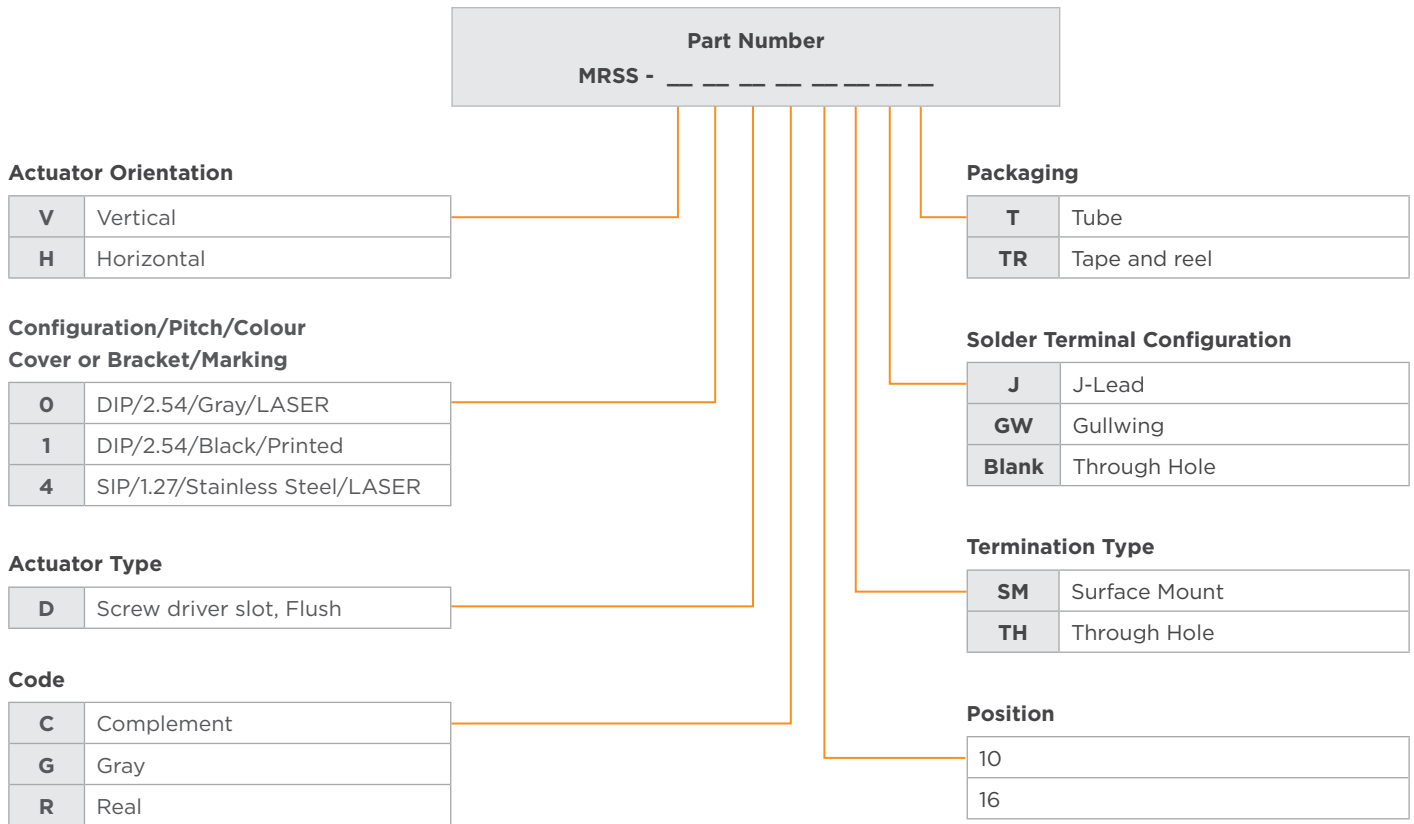
SMJ - Vertical, J-Lead SM (Binary)



SMGW - Horizontal, gullwing SM (Binary)



ORDERING INFORMATION



te.com

©2022 TE Connectivity. All Rights Reserved.

TE Connectivity, TE Connectivity (logo) and Every Connection Counts are trademarks. All other logos, products and/or company names referred to herein might be trademarks of their respective owners.

The information given herein, including drawings, illustrations and schematics which are intended for illustration purposes only, is believed to be reliable. However, TE Connectivity makes no warranties as to its accuracy or completeness and disclaims any liability in connection with its use. TE Connectivity's obligations shall only be as set forth in TE Connectivity's Standard Terms and Conditions of Sale for this product and in no case will TE Connectivity be liable for any incidental, indirect or consequential damages arising out of the sale, resale, use or misuse of the product. Users of TE Connectivity products should make their own evaluation to determine the suitability of each such product for the specific application.

06/23 ED