

FK-MPT 0,5/ 6-3,5-H - PCB terminal block



1928806

<https://www.phoenixcontact.com/us/products/1928806>

Please be informed that the data shown in this PDF document is generated from our online catalog. Please find the complete data in the user documentation. Our general terms of use for downloads are valid.



PCB terminal block, nominal current: 4 A, rated voltage (III/2): 250 V, nominal cross section: 0.5 mm², number of potentials: 6, number of rows: 1, number of positions per row: 6, product range: FK-MPT 0,5/...-H, pitch: 3.5 mm, connection method: Push-in spring connection, mounting: Wave soldering, conductor/PCB connection direction: 0 °, color: green, Pin layout: Linear pinning, Solder pin [P]: 4 mm, number of solder pins per potential: 1, type of packaging: packed in cardboard

Your advantages

- Time saving push-in connection, tools not required
- Defined contact force ensures that contact remains stable over the long term
- Intuitive use through colour coded actuation lever
- Potentials can be easily looped through – ideal for BUS applications
- Small component size for applications where space is at a premium

Commercial data

Item number	1928806
Packing unit	1 pc
Minimum order quantity	50 pc
Sales key	AA11
Product key	AAKBCA
Catalog page	Page 403 (C-1-2013)
GTIN	4017918591250
Weight per piece (including packing)	2.83 g
Weight per piece (excluding packing)	2.43 g
Customs tariff number	85369010
Country of origin	IN

FK-MPT 0,5/ 6-3,5-H - PCB terminal block



1928806

<https://www.phoenixcontact.com/us/products/1928806>

Technical data

Product properties

Type	PC termination block
Product line	COMBICON Terminals XS
Product type	Printed circuit board terminal
Product family	FK-MPT 0,5/...-H
Number of positions	6
Pitch	3.5 mm
Number of connections	12
Number of rows	1
Number of potentials	6
Pin layout	Linear pinning
Solder pins per potential	1

Electrical properties

Nominal current I_N	4 A
Nominal voltage U_N	250 V
Degree of pollution	3
Rated voltage (III/3)	160 V
Rated surge voltage (III/3)	2.5 kV
Rated voltage (III/2)	250 V
Rated surge voltage (III/2)	2.5 kV
Rated voltage (II/2)	250 V
Rated surge voltage (II/2)	2.5 kV

Connection data

Conductor connection

Connection method	Push-in spring connection
Conductor cross section rigid	0.12 mm ² ... 0.5 mm ²
Conductor cross section AWG	26 ... 20
Stripping length	6.5 mm

Mounting

Mounting type	Wave soldering
Pin layout	Linear pinning
Connection method	Push-in spring connection

Material specifications

Material data - contact

Note	WEEE/RoHS-compliant, free of whiskers according to IEC 60068-2-82/JEDEC JESD 201
Contact material	Steel/copper

FK-MPT 0,5/ 6-3,5-H - PCB terminal block

1928806

<https://www.phoenixcontact.com/us/products/1928806>

Surface characteristics	Tin-plated
Metal surface terminal point (top layer)	Tin (5 - 7 µm Sn)
Metal surface terminal point (middle layer)	Copper (2 - 3 µm Cu)
Metal surface soldering area (top layer)	Tin (5 - 7 µm Sn)
Metal surface soldering area (middle layer)	Copper (2 - 3 µm Cu)

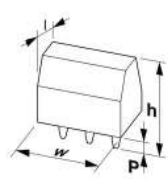
Material data - housing

Color (Housing)	green (6021)
Insulating material	PBT
Insulating material group	IIIa
CTI according to IEC 60112	225
Flammability rating according to UL 94	V0

Material data – actuating element

Color (Actuating element)	orange (2003)
---------------------------	---------------

Dimensions

Dimensional drawing	
Pitch	3.5 mm
Width [w]	21.5 mm
Height [h]	12.5 mm
Length [l]	9.5 mm
Installed height	8.5 mm
Solder pin length [P]	4 mm
Pin dimensions	1 mm

PCB design

Pin spacing	3.5 mm
Hole diameter	1.2 mm

Electrical tests

Air clearances and creepage distances |

Insulating material group	IIIa
Rated insulation voltage (III/3)	160 V
Rated surge voltage (III/3)	2.5 kV
Rated insulation voltage (III/2)	250 V
Rated surge voltage (III/2)	2.5 kV
Rated insulation voltage (II/2)	250 V
Rated surge voltage (II/2)	2.5 kV

FK-MPT 0,5/ 6-3,5-H - PCB terminal block



1928806

<https://www.phoenixcontact.com/us/products/1928806>

Environmental and real-life conditions

Ambient conditions

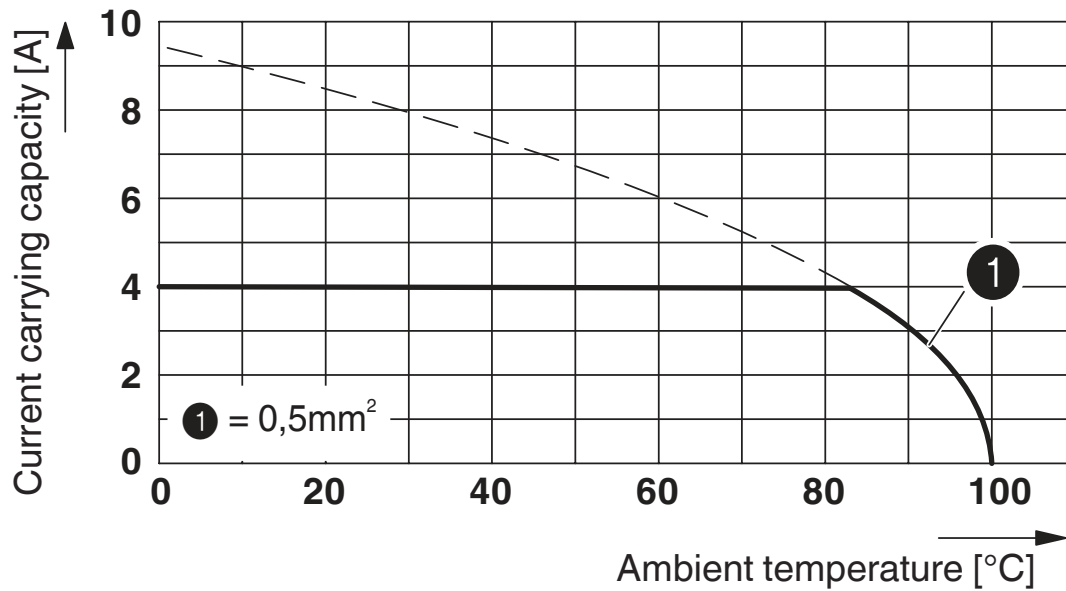
Ambient temperature (operation)	-40 °C ... 100 °C (Depending on the current carrying capacity/derating curve)
Ambient temperature (storage/transport)	-40 °C ... 70 °C
Relative humidity (storage/transport)	30 % ... 70 %
Ambient temperature (assembly)	-5 °C ... 100 °C

Packaging specifications

Type of packaging	packed in cardboard
-------------------	---------------------

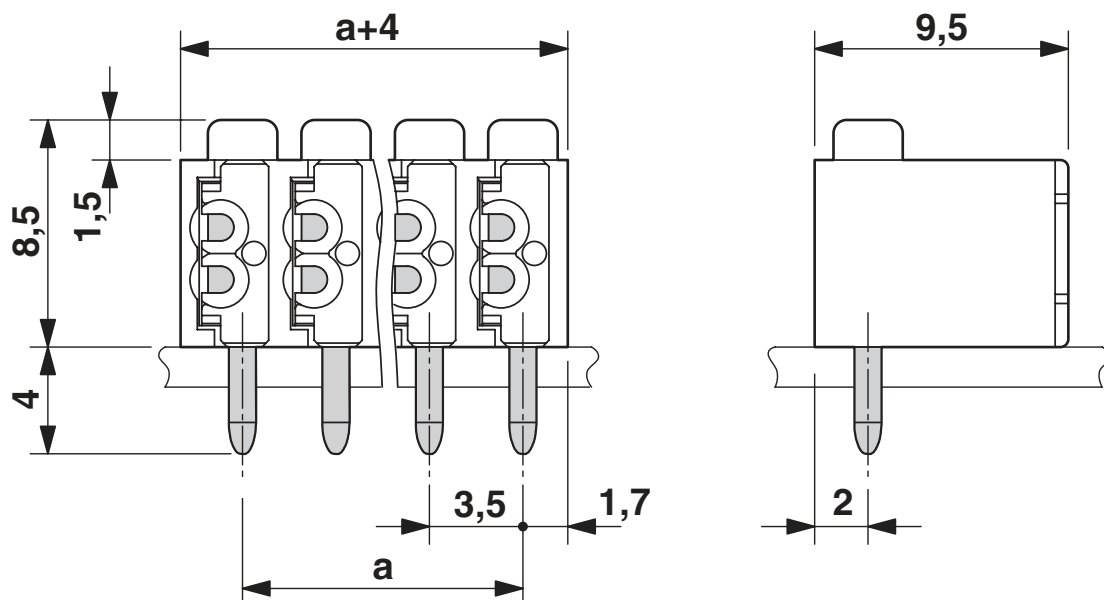
Drawings

Diagram



Derating diagram for 5 positions; reduction factor=0.8

Dimensional drawing



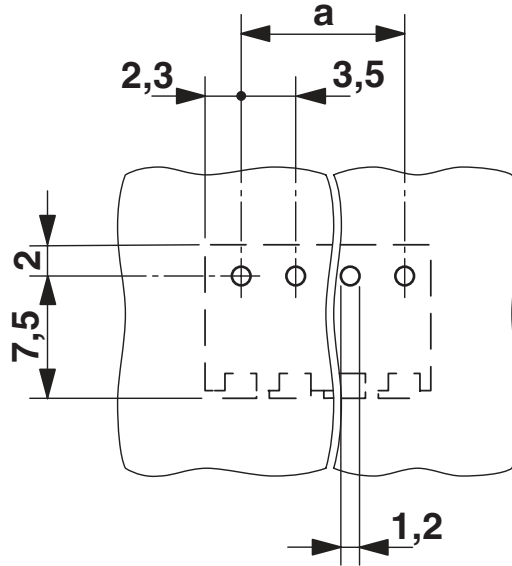
FK-MPT 0,5/ 6-3,5-H - PCB terminal block

1928806

<https://www.phoenixcontact.com/us/products/1928806>



Drilling plan/solder pad geometry



FK-MPT 0,5/ 6-3,5-H - PCB terminal block



1928806

<https://www.phoenixcontact.com/us/products/1928806>

Approvals

To download certificates, visit the product detail page: <https://www.phoenixcontact.com/us/products/1928806>



EAC

Approval ID: B.01687



cULus Recognized

Approval ID: E60425-19991118

	Nominal voltage U_N	Nominal current I_N	Cross section AWG	Cross section mm^2
Use group B				
	300 V	4 A	28 - 20	-
Use group D				
	300 V	4 A	28 - 20	-



VDE Zeichengenehmigung

Approval ID: 40055523

	Nominal voltage U_N	Nominal current I_N	Cross section AWG	Cross section mm^2
	250 V	4 A	-	0.2 - 0.5

FK-MPT 0,5/ 6-3,5-H - PCB terminal block



1928806

<https://www.phoenixcontact.com/us/products/1928806>

Classifications

ECLASS

ECLASS-11.0	27460101
ECLASS-12.0	27460101
ECLASS-13.0	27460101

ETIM

ETIM 8.0	EC002643
----------	----------

UNSPSC

UNSPSC 21.0	39121400
-------------	----------

FK-MPT 0,5/ 6-3,5-H - PCB terminal block



1928806

<https://www.phoenixcontact.com/us/products/1928806>

Environmental product compliance

China RoHS	Environmentally friendly use period: unlimited = EFUP-e
	No hazardous substances above threshold values

FK-MPT 0,5/ 6-3,5-H - PCB terminal block



1928806

<https://www.phoenixcontact.com/us/products/1928806>

Accessories

SZF 0-0,4X2,5 - Screwdriver

1204504

<https://www.phoenixcontact.com/us/products/1204504>



Actuation tool, for ST terminal blocks, also suitable for use as a bladed screwdriver, size: 0.4 x 2.5 x 75 mm, 2-component grip, with non-slip grip

Phoenix Contact 2023 © - all rights reserved
<https://www.phoenixcontact.com>

Phoenix Contact USA
586 Fulling Mill Road
Middletown, PA 17057, United States
(+717) 944-1300
info@phoenixcon.com