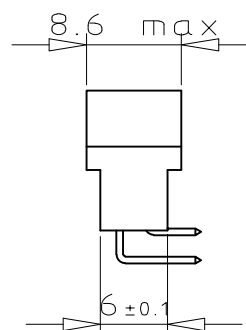
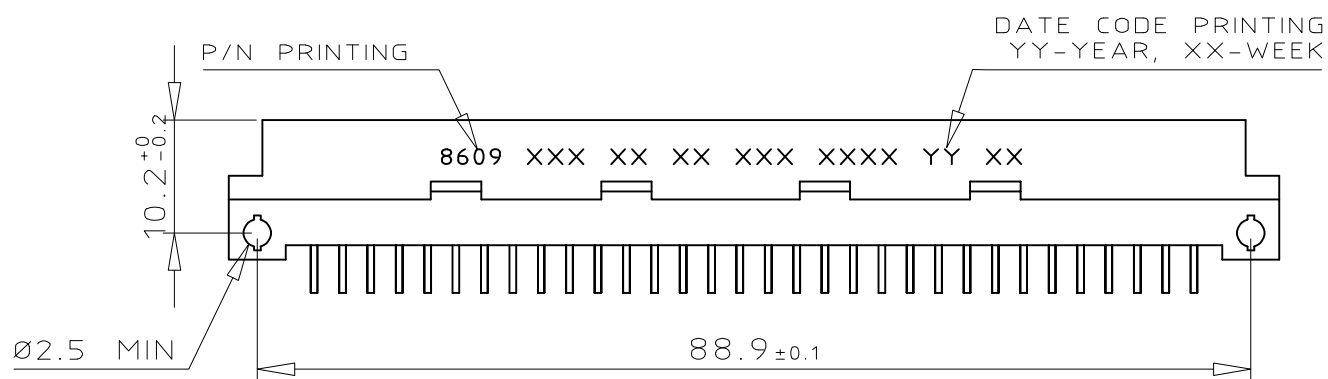
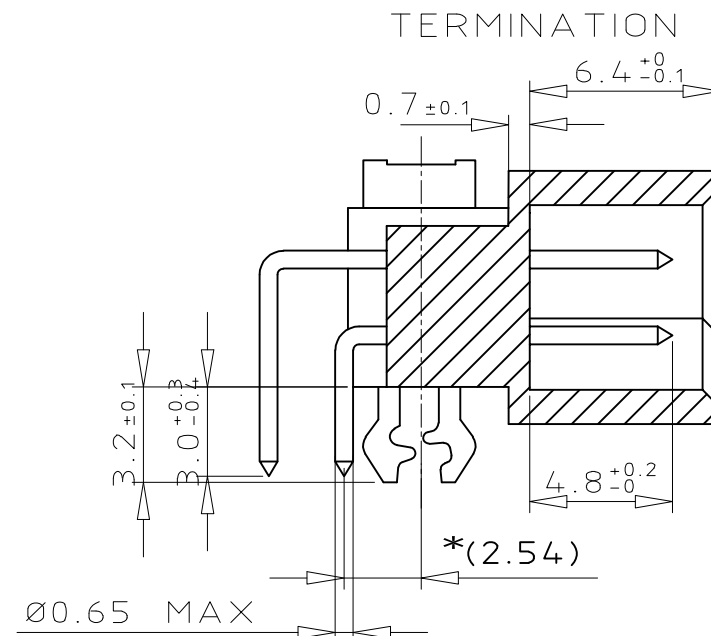
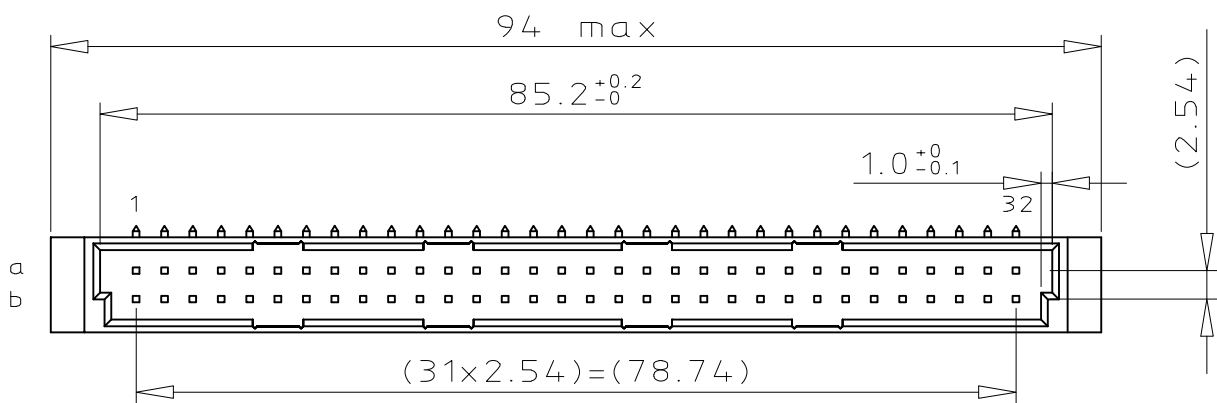


DIMENSIONS

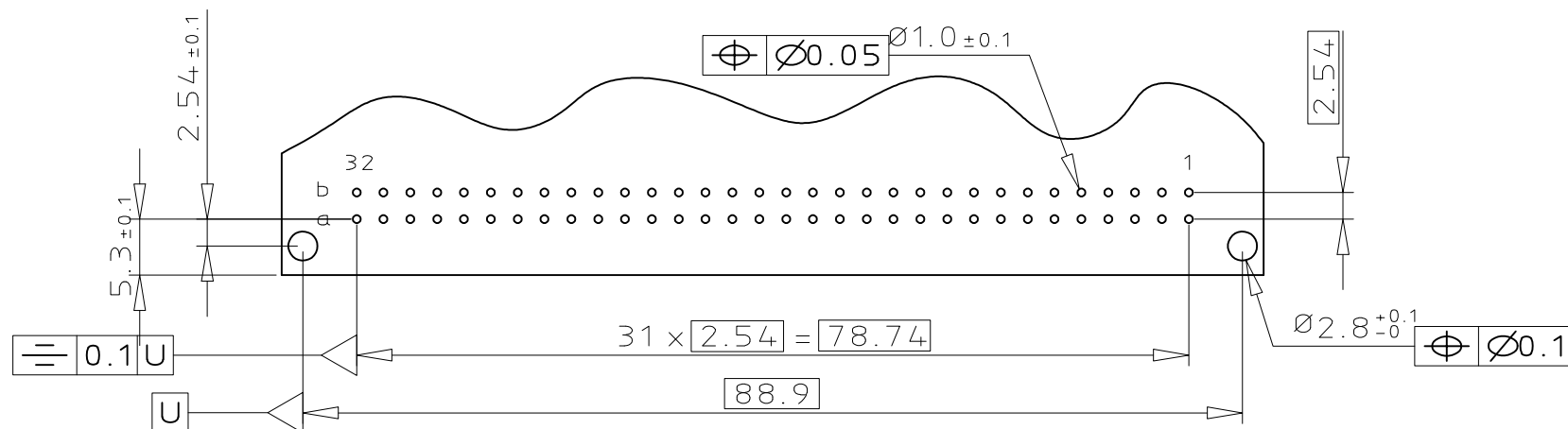


*Foot print dimension (2.54) will be controlled by attribute grid suitability based on the recommended PCB layout.

ORDERING INFORMATION

SERIES	8609	2	64	5	1	13	7	4	5	ELF
ROWS FITTED WITH CONTACTS										
ROW a										
ROW a b										
NO. OF CONTACTS										
TYPE OF INSULATOR										
2 ROW MALE INSULATOR										
METHOD OF MOUNTING										
STANDARD MOUNTING - STYLE B										
TERMINATION										
ANGLED SPILL										
OPTIONS										
NO OPTION										
WITH HARPOONS										
PERFORMANCE CLASS										
DIN 41612 CLASS 3										
DIN 41612 CLASS 2										
DIN 41612 CLASS 1										
AS PER MIL C 55302 / JSS 50808										
PITCH PER ROW										
2.54 mm										
LEAD FREE VERSION										

PCB LAYOUT



GENERAL CHARACTERISTICS & RoHS INFO

REFER DRAWING C-8609-0000A

mat'l. code	SEE DWG C-8609-0000A	surface	ISO 1302 ✓	tolerance	ISO 406 ISO 1101	projection	product family	8609
ltr	ecn no	dr	date	tolerances unless otherwise specified		mm	title	DIN STANDARD HEADER
A	104-0063	MINI	2004-09-17	angles	0.X ±0.1		ANGLED SPILL DIN 41612 STYLE B	
B	105-0089	MINI	2005-05-19	linear	0.XX ±0.1			
C	106-0061	MINI	2006-05-31	0°±2°	0.XXX ±0.1	scale 3:2		
D	106-0164	MINI	2006-08-31	dr	MINI K V	2004-09-17	dwg no	sheet 1 of 1
E	108-0146	KR	2008-10-21	enr	RAKHEE G	2004-09-17	size	A3
F	ELX-I-14289	MJA	2013-03-19	chr	M JACOB	2021-05-19	Amphenol FCI	C-8609-2008
G	ELX-I-40953	MJA	2021-05-19	appd	SANOJ	2021-05-19	type	Product Customer Drawing
sheet index	revision	G						
	sheet	1						