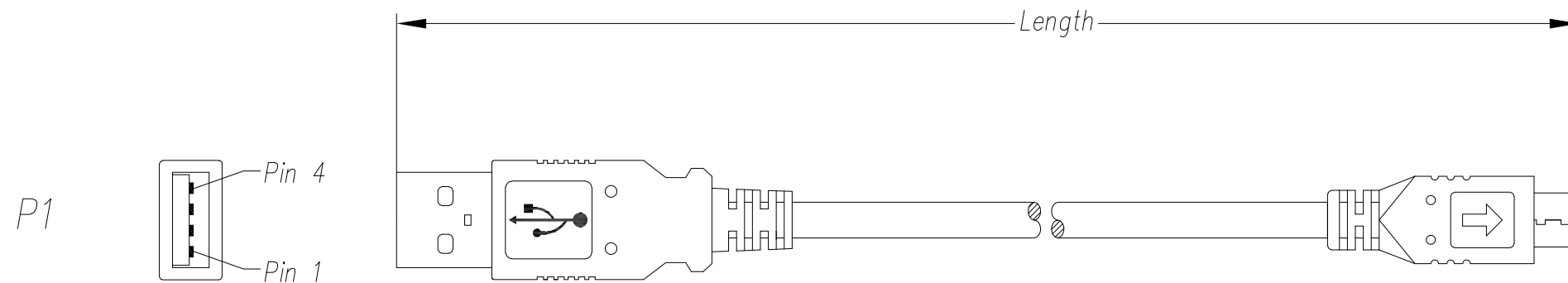


DATE	REV	ECN	APP'D. BY
08/31/17	A0	Released	JRC
09/18/17	A1	11095	GWL
04/03/18	A2	11218	GWL
12/04/19	A3	11483	ADB



Notes:

- 1) Each cable assembly to be individually bagged.
- 2) Cable Construction USB 2.0 UL Style 1
  - 28 AWG 1 Twisted Pair
  - 26 AWG x 2C
  - AMA BRAID
  - 4.5mm OD
  - Black PVC Jacket
- 3) CONNECTOR P1: USB A Male 2.0 White Insulator, Gold flash on contacts, Nickel Plated Shell  
CONNECTOR P2: USB B Male 2.0 White Insulator, Gold flash on contacts, Nickel Plated Shell
- 4) Hood P1 & P2: Molded Beige PVC Strain Relief
- 5) All cables tested for Continuity & Shorts

P/N Key:

SC-2AMKxxxF

Length

- 001 = 1 Ft
- 003 = 3 Ft
- 006 = 6 Ft

O/A Length Tolerance:

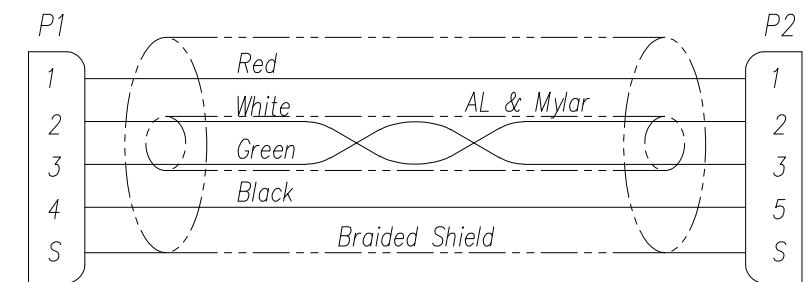
Metric

- 0 ~ 200mm ±10mm
- 201 ~ 1000mm ±20mm
- 1001 ~ 1500mm ±25mm
- 1501 ~ 2100mm ±30mm
- >2100mm ±40mm

Imperial

- 0 ~ 1ft ±0.5in
- 2ft ~ 3ft ±0.75in
- 4ft ~ 7ft ±1.0in
- > 7ft ±1.5in


Wiring Map: USB 2.0 Hi-Speed



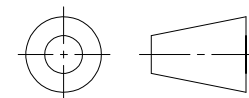
Example Parts Numbers

Feet	
P/N	Length
SC-2AMK001F	1'
SC-2AMK003F	3'
SC-2AMK006F	6'

For Part Numbers Not Shown Follow Part Number Key Format



THIRD ANGLE PROJECTION



DO NOT SCALE DRAWING

DRAWING IS SUBJECT TO CHANGE WITHOUT NOTICE

DIMENSIONS: INCHES [METRIC]

UNLESS OTHERWISE SPECIFIED TOLERANCES ARE ±.005 [0.13] ANGLES ARE ± 1°

SHEET NO. 1 OF 1



11118 Susquehanna Trail South  
Glen Rock, PA 17327-9199  
(717) 235-7512

<http://www.stewartconnector.com>

TITLE: Cable Assembly, USB 2.0, Type A/M-Type Micro B/M, Black

THIS DRAWING AND THE SUBJECT MATTER SHOWN THEREON ARE CONFIDENTIAL AND THE PROPRIETARY PROPERTY OF STEWART CONNECTOR AND SHALL NOT BE REPRODUCED, COPIED, OR USED IN ANY MANNER WITHOUT PRIOR WRITTEN CONSENT OF STEWART CONNECTOR

DRN BY:	KAC	DATE	08/30/17
APPD BY:	JRC	DATE	08/31/17
DWG NO.	CT999154	REV.	A3