


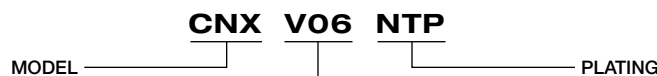


POSITIVE LOCKING POLARITY HEADER



U.S. & Foreign Patents Issued and Pending

ORDERING CODES

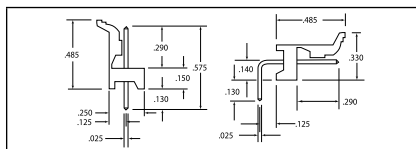


PIN CONFIGURATION - 02 TO 28 CIRCUITS

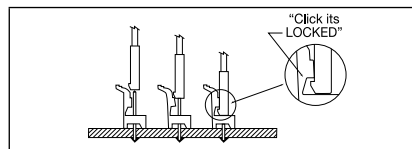
V = VERTICAL / # CIRCUITS

H = HORIZONTAL / # CIRCUITS

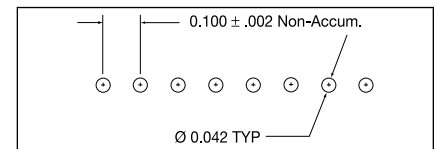
OUTLINE DRAWINGS



HEADER LOCKING FEATURE



PCB HOLE LAYOUT




SPECIFICATIONS

MATERIAL	Body	- Thermoplastic (black) U.L. 94 V2
	Pins	- Phosphor bronze .025" square tin plate
	Spacing	- Pins on .100" centers
	Header	- Mates with VCC locking header connector, or equivalent

FEATURES

- Locking lever provides polarity integrity by restricting insertion of locking header in reverse.
- Lever clicks and locks preventing header connector from being retracted inadvertently.
- Locking header available in 2 to 28 pin positions, vertical or horizontal configuration.
- Designed for both vertical and horizontal mounting on the printed circuit board.
- Pins are .025" square brass, tin plated, located on .100" centers.
- Locking header mates with VCC locking header connectors or equivalent.

HEADER CONNECTOR



U.S. & Foreign Patents Issued and Pending

**ONLY AVAILABLE WITH WIRES
CALL FOR ORDER INFORMATION**

SPECIFICATIONS

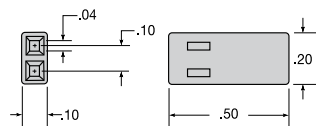
MATERIAL	Header connector	- Thermoplastic (black) U.L. 94 V0
	Terminals	- Phosphor bronze, tin plated Rate 3 amp continuous service
	Wire	- 24 AWG, 7 strand copper, PVC insulated
MOUNTING	Non-locking plain header connector mates with any standard .025" square header on .100" centers. Locking header connectors mate with VCC positive locking header 450 series. Also mates with standard and friction header .025" pins on .100" centers.	

FEATURES

- Header connector mates with VCC locking header CNX xxx, Molex 6373, 7478 friction header or equal.
- Header connectors 2, 3, 4, 6 and 8 position are end-to-end stackable.
- Header connectors with or without locking tab, rated U.L. 94 V0.
- Terminal's unique tri-finger design mates with pins from .017" round to .025" square.
- Terminals for use specifically with VCC header connectors.
- Terminals designed for use with wire rating 24 AWG 300V, 105°C.

HEADER CONNECTORS

NON-LOCKING HEADER CONNECTOR



LOCKING HEADER CONNECTOR

