

POSITIONS/C CONTACTS	A		B	
	INCH	MM	INCH	MM
02/04	0.079	2.00	0.157	4.00
03/06	0.157	4.00	0.236	6.00
04/08	0.236	6.00	0.315	8.00
05/10	0.315	8.00	0.394	10.00
06/12	0.394	10.00	0.472	12.00
07/14	0.472	12.00	0.551	14.00
08/16	0.551	14.00	0.630	16.00
09/18	0.630	16.00	0.709	18.00
10/20	0.709	18.00	0.787	20.00
11/22	0.787	20.00	0.866	22.00
12/24	0.866	22.00	0.945	24.00
13/26	0.945	24.00	1.024	26.00
14/28	1.024	26.00	1.102	28.00
15/30	1.102	28.00	1.181	30.00
16/32	1.181	30.00	1.260	32.00
17/34	1.260	32.00	1.339	34.00
18/36	1.339	34.00	1.417	36.00
19/38	1.417	36.00	1.496	38.00
20/40	1.496	38.00	1.575	40.00
21/42	1.575	40.00	1.654	42.00
22/44	1.654	42.00	1.732	44.00
23/46	1.732	44.00	1.811	46.00
24/48	1.811	46.00	1.890	48.00
25/50	1.890	48.00	1.969	50.00
26/52	1.969	50.00	2.047	52.00
27/54	2.047	52.00	2.126	54.00
28/56	2.126	54.00	2.205	56.00
29/58	2.205	56.00	2.283	58.00
30/60	2.283	58.00	2.362	60.00
31/62	2.362	60.00	2.441	62.00
32/64	2.441	62.00	2.520	64.00
33/66	2.520	64.00	2.598	66.00
34/68	2.598	66.00	2.677	68.00
35/70	2.677	68.00	2.756	70.00
36/72	2.756	70.00	2.835	72.00
37/74	2.835	72.00	2.913	74.00
38/76	2.913	74.00	2.992	76.00
39/78	2.992	76.00	3.071	78.00
40/80	3.071	78.00	3.150	80.00

PART NUMBER CODING

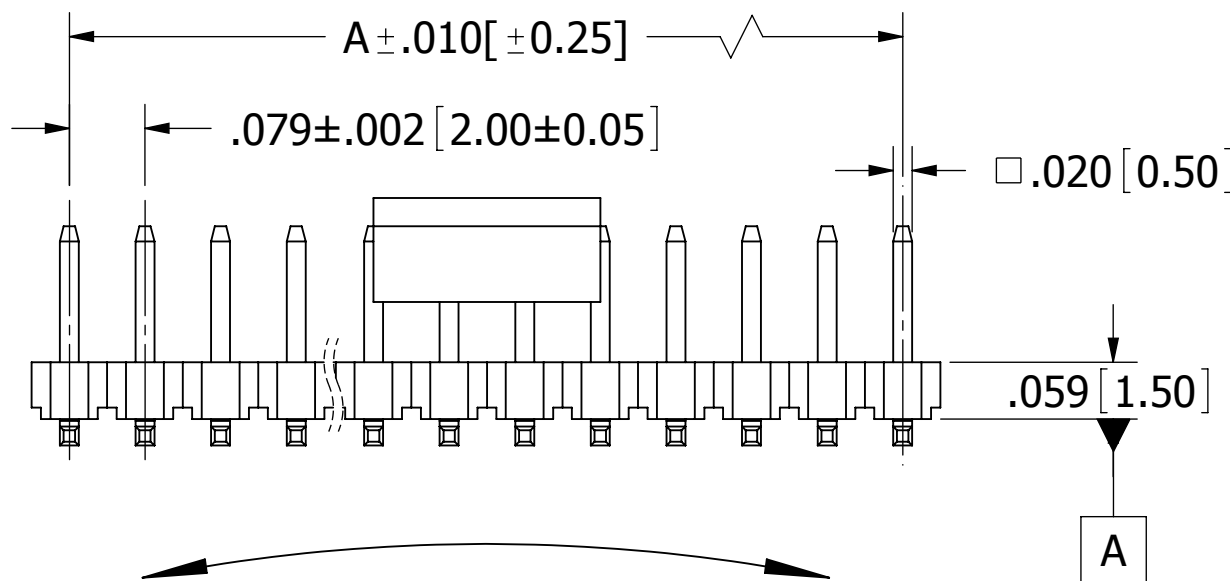
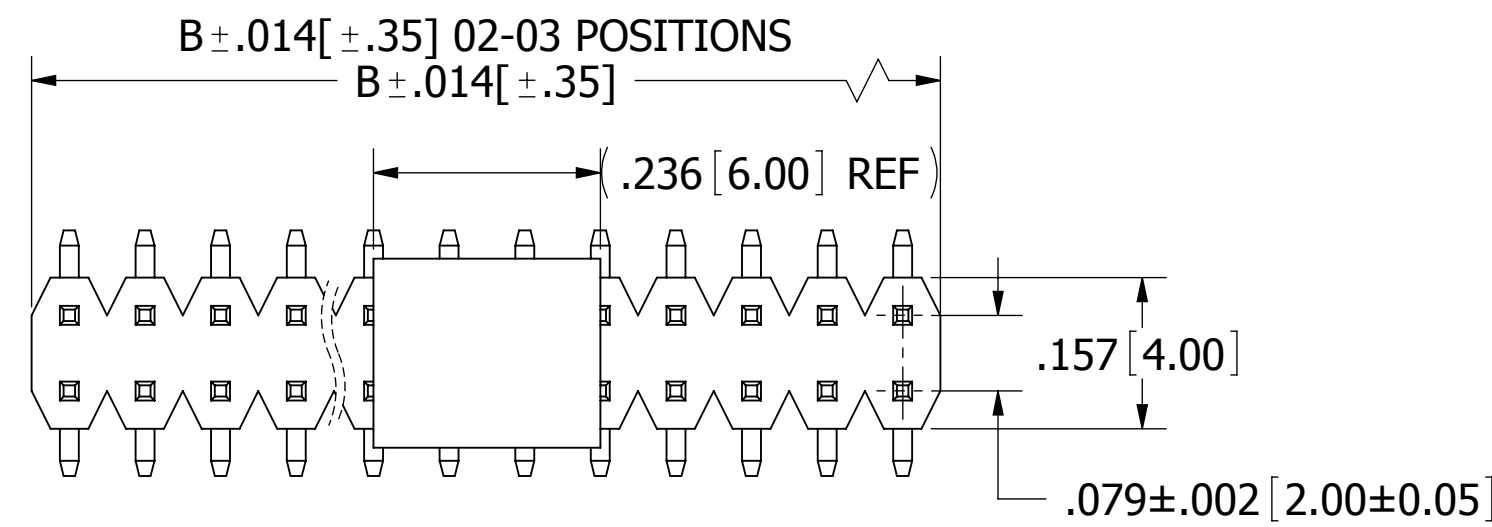
RPN_2MAMS-M81RC

NUMBER OF POSITIONS
(CONTACTS PER ROW, 02 THRU 40)

INSULATOR MATERIAL

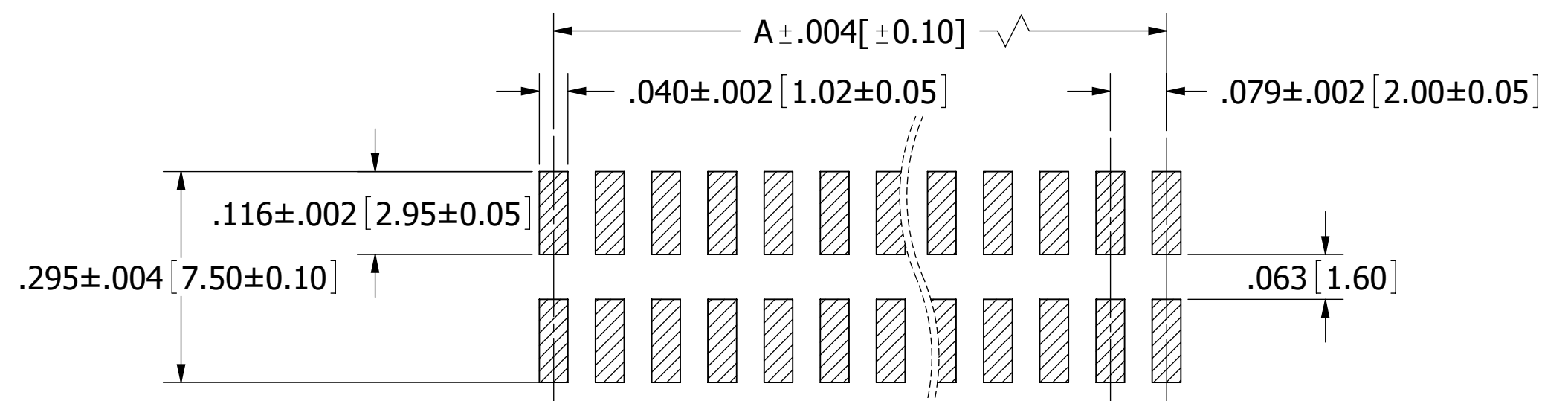
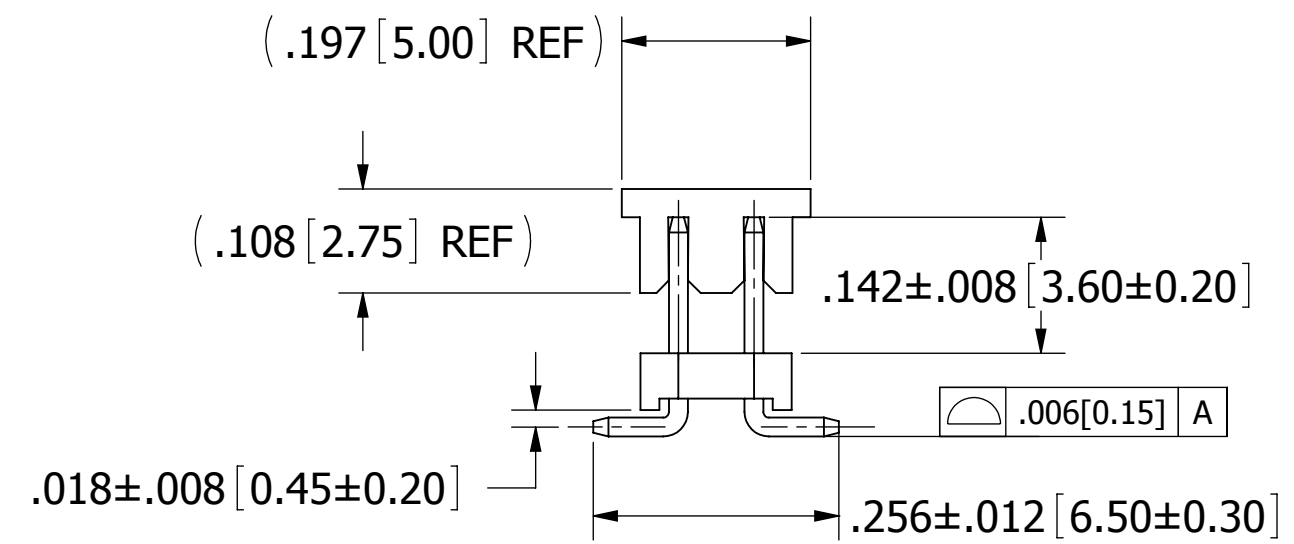
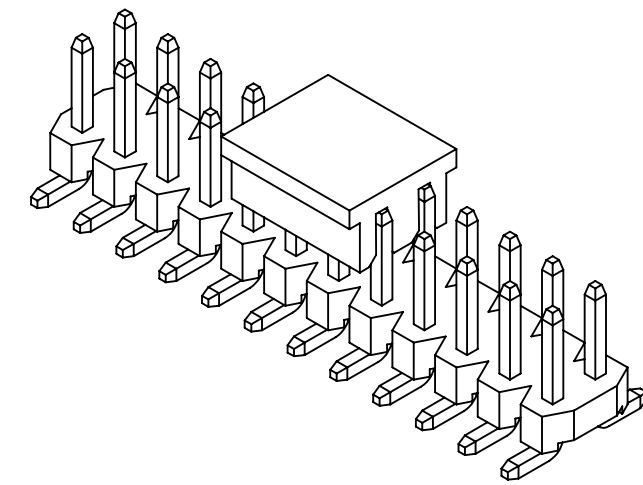
N=NYLON 6T,
OPERATING TEMPERATURE: -40° C TO +105° C
PROCESSING TEMP.: WAVE/MANUAL SOLDERING ONLY

L=LCP,
OPERATING TEMPERATURE: -40° C TO +125° C
PROCESSING TEMP.: 260° C MAX FOR 10 SECONDS



02-20, 0.20mm MAX.
21-30, 0.30mm MAX.
31-40, 0.40mm MAX.


REVISIONS				
REV.	ECO. NO	DESCRIPTION	DATE	BY
A	2208	INITIAL RELEASE	12/06/2010	LH
B	2828	ADD 'LCP' MATERIAL OPTION, UPDATE PROCESSING TEMPERATURE FOR NYLON 6T MATERIAL, UPDATE OVERALL LENGTH TOL 0.50mm (WAS 0.35mm), UPDATE CURRENT RATING TO 2 AMPS (WAS 1 AMP)	04/09/2015	LH
C	3490	ADD 03-POSITION PACKING 700 PCS PER REEL ON PAGE 2 AND DIMENSION 'B' 02-03 PIN TOLERANCE	07/28/2016	LH



RECOMMENDED PCB LAYOUT

NOTES:

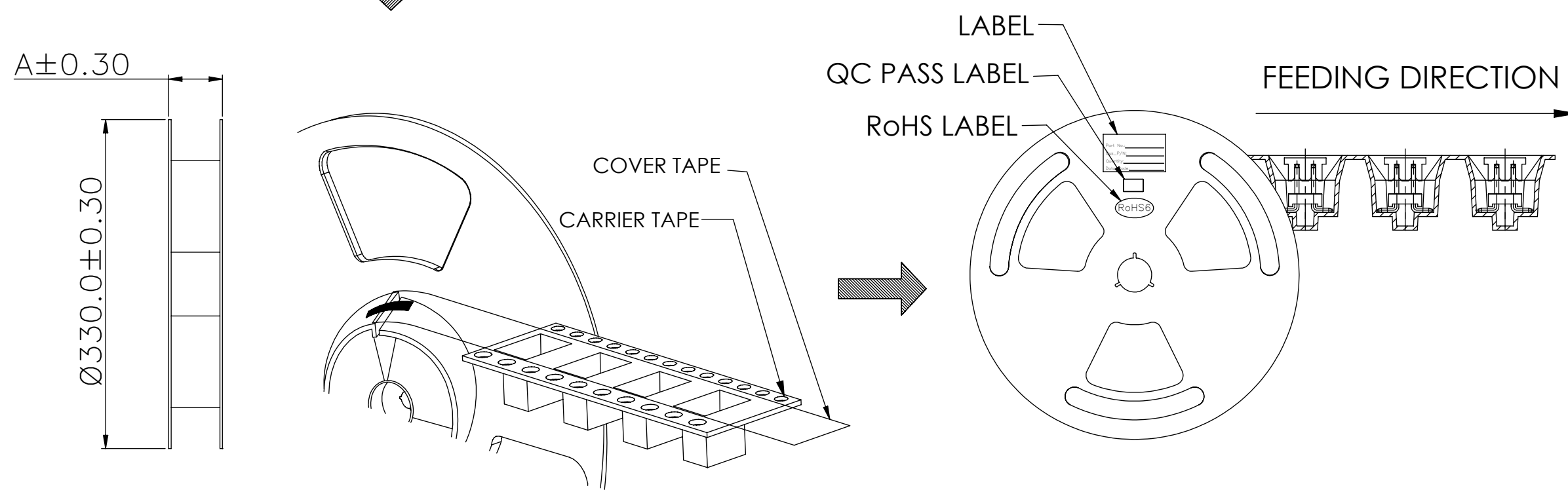
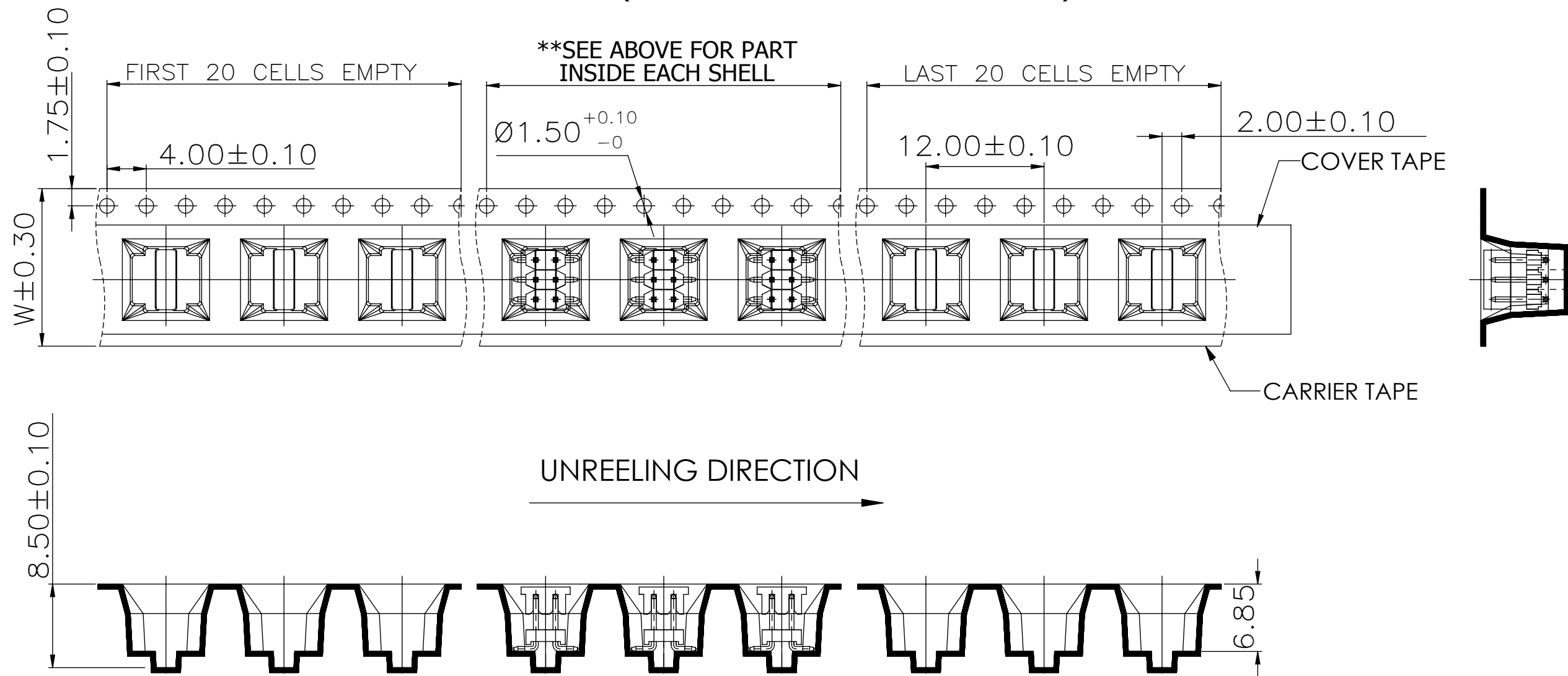
- INSULATOR MATERIAL: SEE PART NUMBER CODING, UL 94V-0, COLOR: BLACK.
- CONTACT MATERIAL: BRASS.
- CONTACT PLATING: .000030"-.000050" MIN NICKEL UNDERPLATE, GOLD FLASH OVERALL.
- CURRENT RATING: 2.0 AMPS
- VOLTAGE RATING: 150 V AC/DC.
- INSULATOR RESISTANCE: 5000 MEGOHMS MIN.
- CONTACT RESISTANCE: 20 MILLIOHMS MAX.
- DIELECTRIC WITHSTANDING: 500 V AC.
- OPERATING TEMPERATURE: PART NUMBER CODING.
- MODIFICATION: WITH PLASTIC PICK & PLACE CAP IN TAPE AND REEL.



RoHS COMPLIANT

UNLESS OTHERWISE SPECIFIED: DIMENSIONS ARE IN INCHES [MM]	DRAWN	DATE	NAME	
		12/06/2010	LH	
TOLERANCES: ANGULAR: ± 1° DECIMALS .X = ± .012 [30] .XX = ± .008 [20] .XXX = ± .006 [15]	THE INFORMATION HEREIN CONTAINS PROPRIETARY INFORMATION OF SULLINS ELECTRONICS AND IS NOT TO BE REPRODUCED, USED OR DISCLOSED TO OTHERS FOR ANY PURPOSE EXCEPT AS SPECIFICALLY AUTHORIZED IN WRITING BY AN OFFICER OF SULLINS ELECTRONICS.			TITLE
				HEADER, MALE 2.0mm CC, 2 ROWS SMT, T&R
				PART NUMBER
				RPN_2MAMS-M81RC
SIZE	CAGE CODE	DWG. NO.	REV	
C	54453	11561	C	
SCALE: 5:1			SHEET 1 OF 2	


****T&R FOR P/N: RPN_2MAMS-M81RC
(03-POSITION AS SHOWN)
(SEE T&R DIM TABLE AND NOTE 1)**



DIMENSION UNIT: mm

T & R DIMENSION TABLE			
POSITIONS/ CONTACTS	W	A	QTY
02/04	16	21	650
03/06	16	21	700
04/08 - 06/12	24	29	650
07/14 - 09/18	32	37	650
10/20 - 15/30	44	49	650
16/32 - 21/42	56	61	650
22/44 - 28/56	72	77	650
29/58 - 40/80	88	93	650

**NOTE 1: WHEN THE CARRIER TAPE WIDTH IS EQUAL OR SMALLER THAN 24mm,
Ø 1.5mm CARRIER HOLES ARE LOCATED ON SINGLE SIDE OF CARRIER TAPE.**



RoHS COMPLIANT

UNLESS OTHERWISE SPECIFIED:
DIMENSIONS ARE IN INCHES [MM]

TOLERANCES:

ANGULAR: ± 1°

DECIMALS

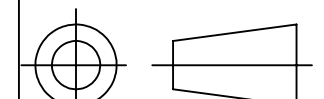
.X = ± .012 [.3]

.XX = ± .008 [.20]

.XXX = ± .006 [.15]

DATE	NAME
DRAWN 12/06/2010	LH

THE INFORMATION HEREIN CONTAINS PROPRIETARY INFORMATION OF SULLINS ELECTRONICS AND IS NOT TO BE REPRODUCED, USED OR DISCLOSED TO OTHERS FOR ANY PURPOSE EXCEPT AS SPECIFICALLY AUTHORIZED IN WRITING BY AN OFFICER OF SULLINS ELECTRONICS.



SULLINS CONNECTOR SOLUTIONS	
DESCRIPTION	HEADER, MALE 2.0mm CC, 2 ROWS SMT, T&R
PART NUMBER	RPN_2MAMS-M81RC
SIZE	DWG. NO. 11561
SCALE: 2:1	REV C
SHEET 2 OF 2	