

NOTES:

1. MATERIALS AND FINISHES:
 BODY - BRASS, GOLD PLATING
 CONTACT - BeCu, GOLD PLATING
 INSULATOR - PTFE, NATURAL
 GASKET - SILICONE RUBBER, RED
 RETAINING RING - STAINLESS STEEL, NATURAL
 COUPLING NUT - STAINLESS STEEL, PASSIVATED

2. ELECTRICAL:
 A. IMPEDANCE: 50 OHM
 B. FREQUENCY RANGE: DC - 34 GHz
 C. VSWR (RETURN LOSS): 1.05 + 0.009f (GHz), MAX.
 D. DIELECTRIC WITHSTANDING VOLTAGE: 1000 VRMS, MIN.

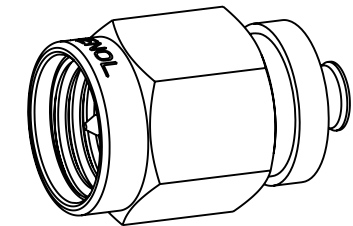
3. MECHANICAL:
 A. DURABILITY: 500 CYCLES, MIN.
 B. TEMPERATURE RANGE: -65°C TO +165°C

4. PACKAGING:
 A. QUANTITY: SINGLE PACK
 B. MARKING: BAG TO BE MARKED
 "AMPHENOL RF, 901-10708 & DATE CODE"

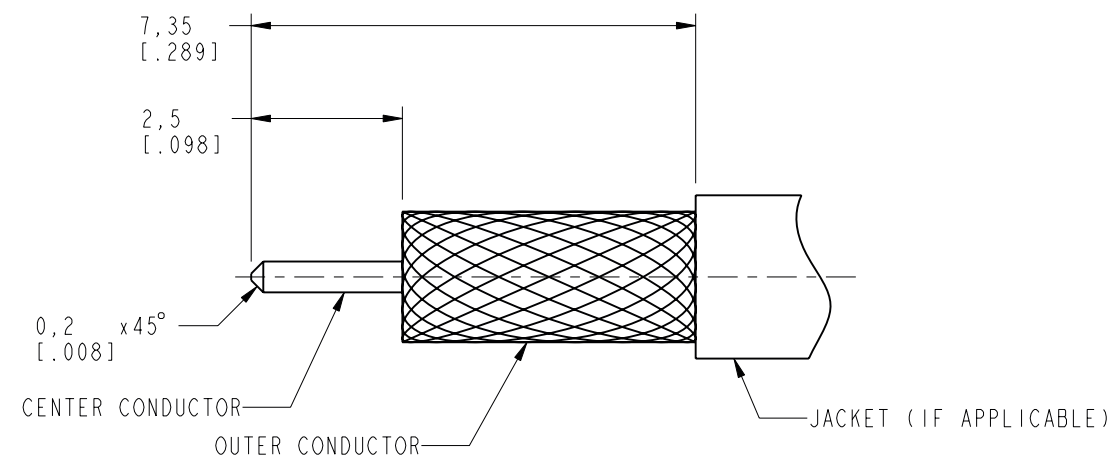
5. CABLE ASSEMBLY INSTRUCTIONS:
 A. TRIM CABLE AS SHOWN.
 B. INSERT CABLE CENTER CONDUCTOR INTO
 CONNECTOR AND SOLDER THE BODY.

6. SHOWS CABLE ENTRY DIMENSIONS.

REVISIONS				
REV	DESCRIPTION	DATE	ECN	APPR
A	RELEASE TO MANUFACTURING	11-Jun-20	15213	S.HSIEH

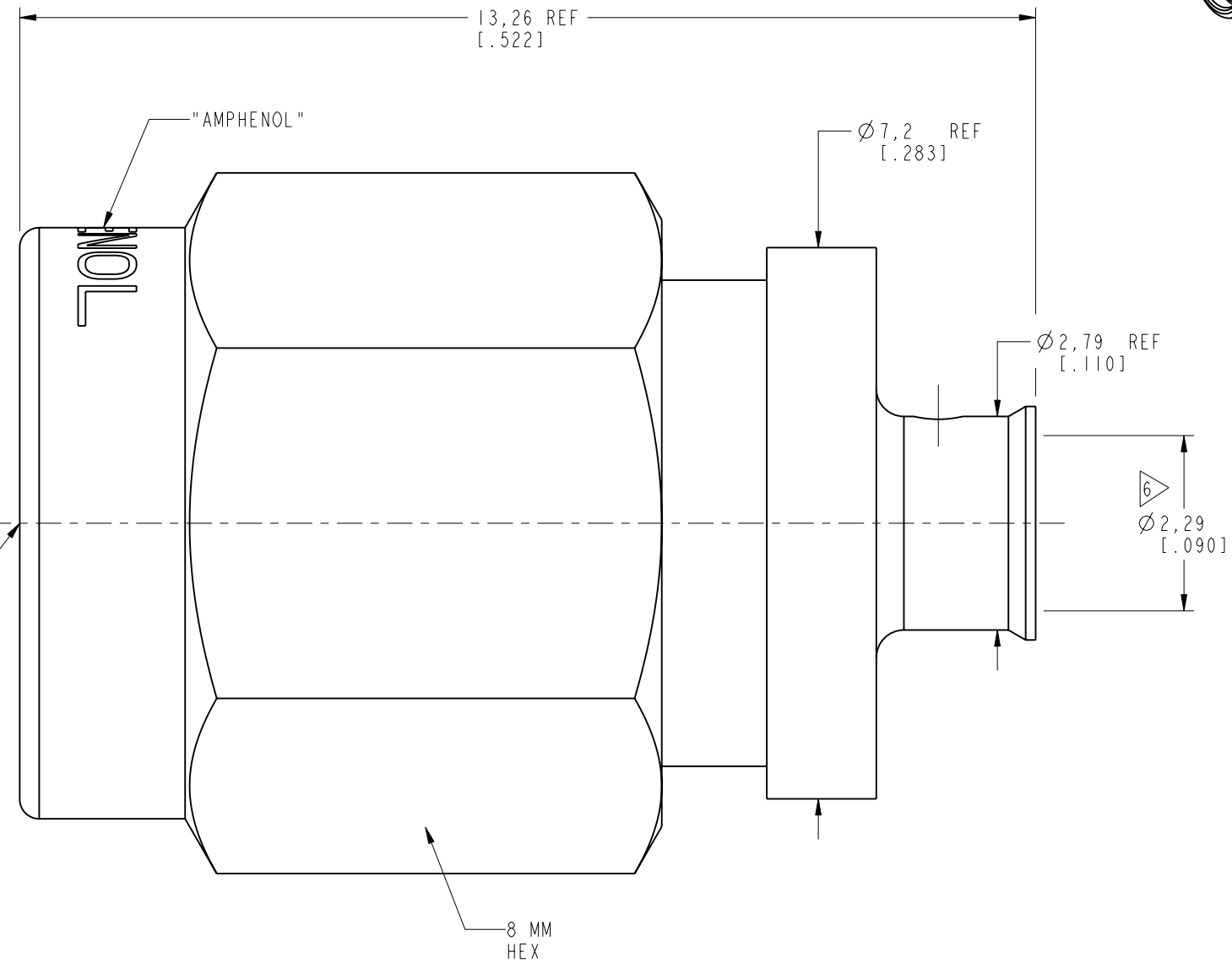


SCALE 3.000



RECOMMENDED CABLE STRIPPING DIMENSIONS

INTERFACE PER
 MIL-STD-348
 SERIES: SMA PLUG



CUSTOMER OUTLINE DRAWING

ALL OTHER SHEETS ARE FOR INTERNAL USE ONLY

NOTICE: These drawings, specifications, or other data (1) are, and remain the property of Amphenol corp. (2) must be returned upon request; and (3) are confidential and not to be disclosed to any person other than those to whom they are given by Amphenol Corp. The furnishing of these drawings, specifications, or other data by Amphenol Corp., or to any other person to anyone for any purpose is not to be regarded by implication or otherwise in any manner licensing, granting rights to permitting such holder or any other person to manufacture, use or sell any product, process or design, patented or otherwise, that may in any way be related to or disclosed by said drawings, specifications, or other data.

UNLESS OTHERWISE SPECIFIED
 DIMENSIONS ARE METRIC (INCHES) AND TOLERANCES ARE:
 <0.5mm = ±0.05mm [± 0.002]
 >0.5 - 6mm = ±0.1mm [± 0.004]
 >6.00 - 30mm = ±0.2mm [± 0.008]
 >30.00 - 120mm = ±0.3mm [± 0.012]
 ANGLES = ±1°

MATERIAL
 SEE NOTES
 ENGINEER
 E.W.U
 DATE
 05-Jun-20

TITLE
 SMA STR PLUG FOR
 0.085" SEMI RIGID
 & CONFORMABLE
 SHEET NO. 2 OF 2
 SCALE: 12.0:1.0

<p>Amphenol RF</p>		<p>REV A</p>		
			SIZE	DRAWING NO. 901-10708 ITEM NO. 901-10708 PART NO. 901-10708
			<p>B</p>	

THIRD ANGLE PROJ.

REFERENCE
 901-10709
 EAR#
 9525