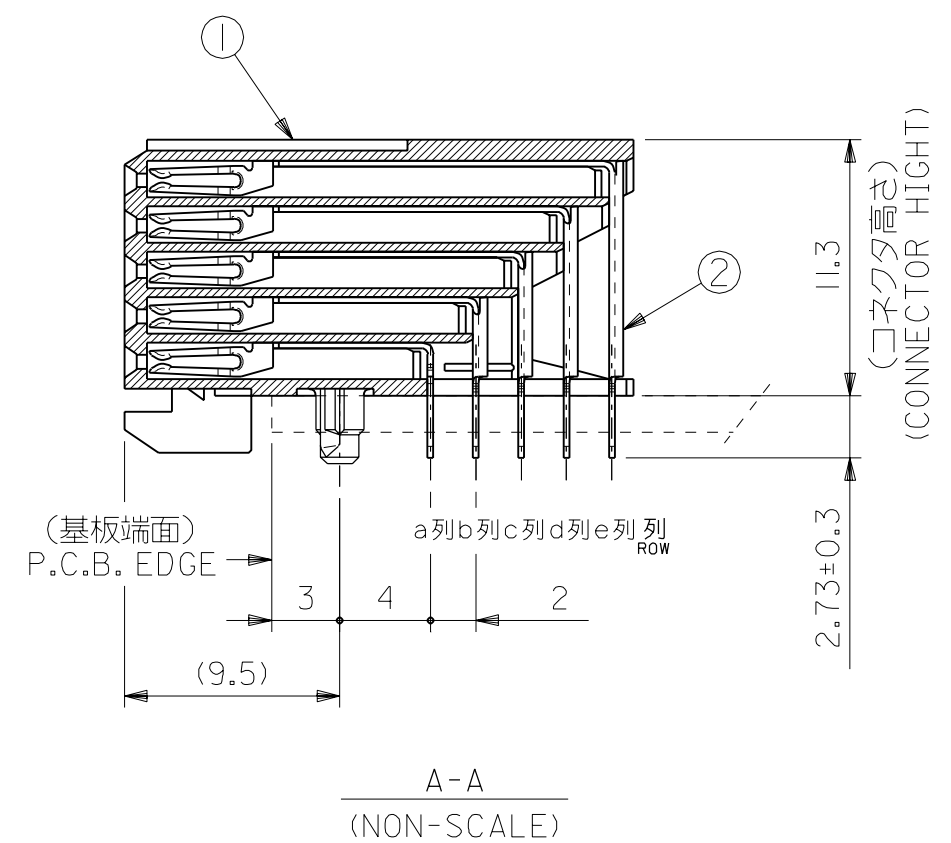
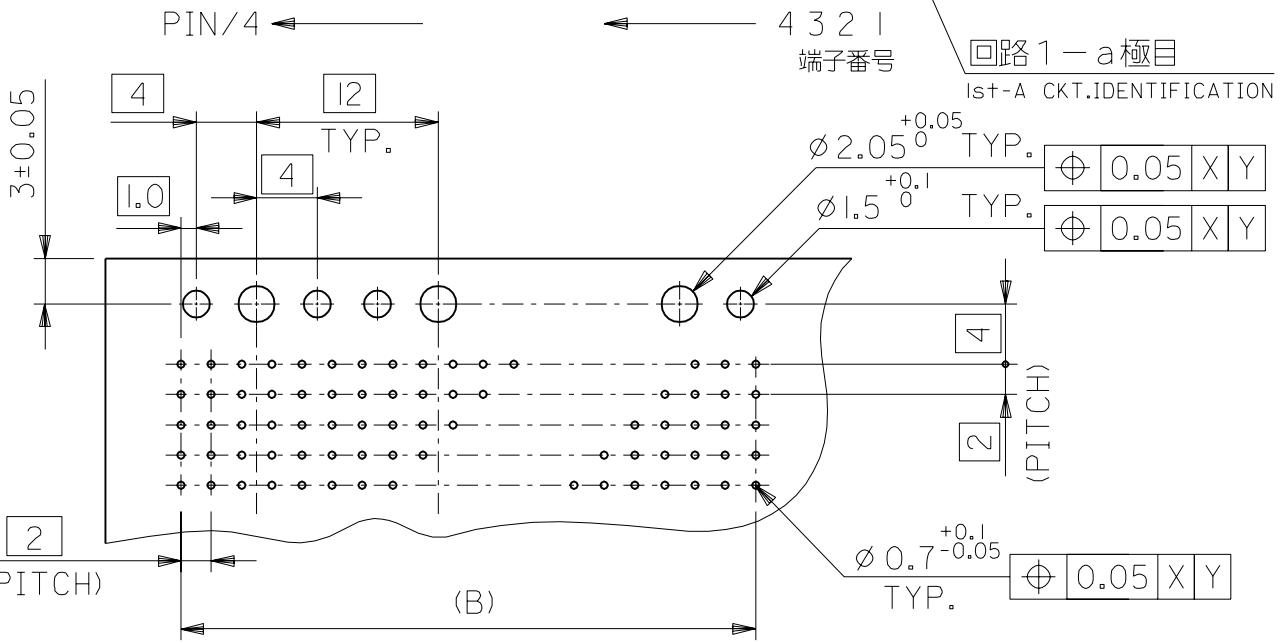
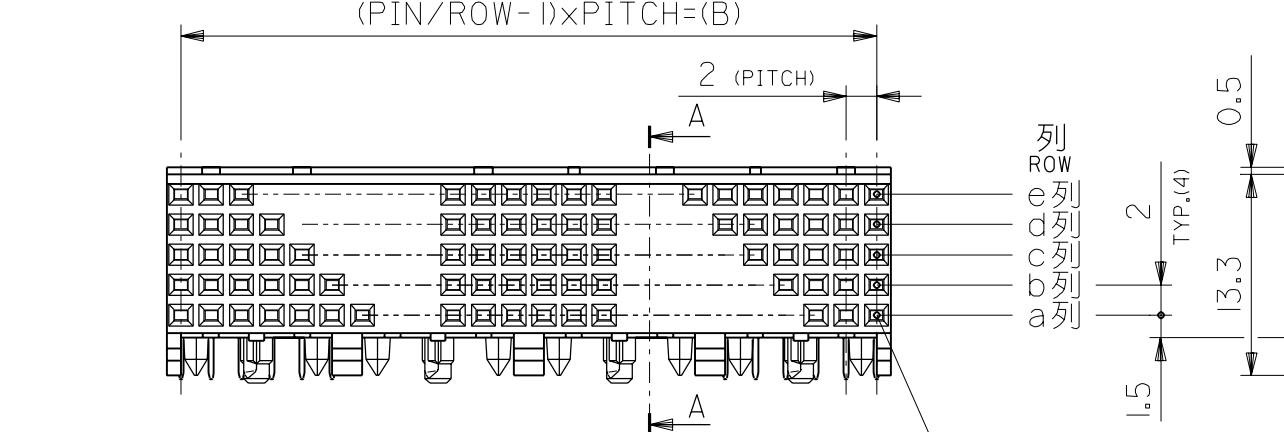
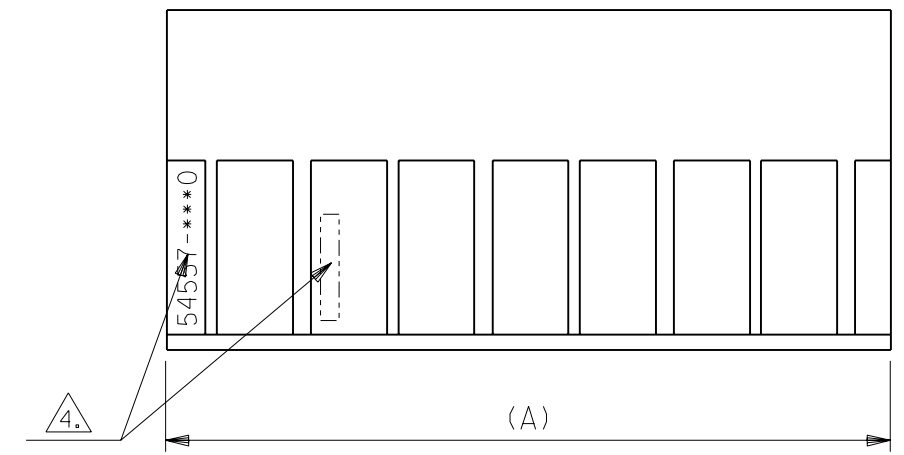


DWG. NO. SD-54557-005

DO NOT SCALE DRAWING

番号 No.	部品 PART NAME	材質 MATERIAL	仕上げ FINISH
①	リセプタクル ハウジング RECEPTACLE HOUSING	液晶ポリマー、ガラス充填、自然色(白)、UL94V-0 LIQUID CRYSTAL POLYMER, GLASS FILLED, NATURAL(WHITE), UL94V-0	—#—
②	リセプタクル ターミナル RECEPTACLE TERMINAL	リン青銅 PHOSPHOR BRONZE	△1.



- 注記
NOTE :
- △1. ターミナル めっき仕様
TERMINAL PLATING
 金めっき : 0.38 μ m MIN. (接点部)
 GOLD : 0.38 μ m MIN. (CONTACT AREA)
 半田めっき : 1.0 μ m MIN. (半田付け部)
 TIN-LEAD : 1.0 μ m MIN. (SOLDER AREA)
 ニッケルメッキ : 2.0 μ m MIN. (下地めっき)
 NICKEL : 2.0 μ m MIN. (UNDER PLATING)
 - 2. 推奨基板厚 : t=1.6mm
RECOMMENDED P.C.B. THICKNESS :
 - 3. 適合プラグ : 55060, 55332, 55333
APPLICABLE PLUG :
 - △4. 製品番号及びロットナンバー
MATERIAL NO. & LOT NO.

94	95.98	54557-2400	240
46	47.98	54557-1200	120
22	23.98	54557-0600	60
10	11.98	54557-0300	30
B	A	MATERIAL NO.	PIN

基板穴推奨寸法 (部品実装)
RECOMMENDED P.C.B. LAYOUT (COMPONENT SIDE)

REV	DESCRIPTION	MATERIAL 材料	FINISH 仕上げ	WIRE RANGE 適用電線範囲	INS. RANGE 被覆外径	GENERAL TOLERANCES: (UNLESS SPECIFIED) 一般公差	SCALE	DESIGN UNITS	PROJECTION	TITLE	MATERIAL NO.	DRAWING NO.	SHEET NO.
B	REVISED JD2001-1438 DRWN: S.HOSHIKAWA '01/04/24 CH'K: A.NODA APPR: H.IKESUGI	—#—	—#—	—#—	—#—	10 UNDER 未満 ±0.2 10 OVER 以上 30 UNDER 未満 ±0.25 30 OVER 以上 ±0.3	2-1	mm	2D PROJECTION	"MFB" B/B CONN. (FB+) REC. ASS'Y 5ROW DIP	SEE TABLE	SD-54557-005	1 OF 1
A	RELEASED JD2001-0753 DRWN: S.HOSHIKAWA '00/11/27 CH'K: A.NODA APPR: H.IKESUGI	—#—	—#—	—#—	—#—	ANGLE 角度 ±3°				MOLEX INCORPORATED	SEE TABLE	SD-54557-005	1 OF 1

THIS DRAWING CONTAINS INFORMATION THAT IS PROPRIETARY TO MOLEX INCORPORATED AND SHOULD NOT BE USED WITHOUT WRITTEN PERMISSION.