


Number of contacts

50–68

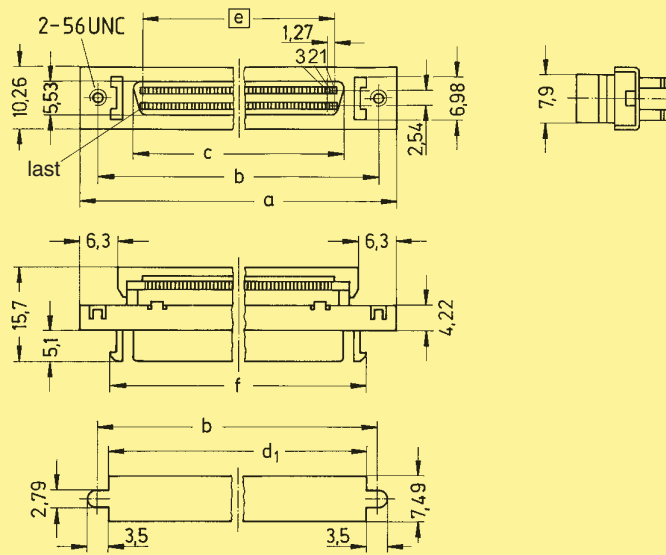


Female connectors for IDC flat cable, straight

har-mik

Identification	No. of contacts	Part No.	
		with latch system	with screw lock system
Female panel connectors with insulation displacement termination for IDC flat cable pitch 0.635 mm AWG 30	50	60 04 050 5343	60 04 050 5344
	68	60 04 068 5343	60 04 068 5344

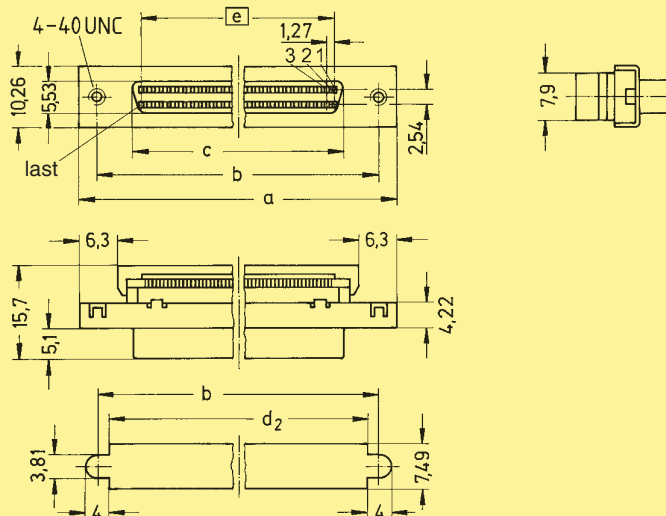
Dimensions for connectors with latch system



	a	b	c	d <sub>1</sub>	d <sub>2</sub>	e	f
50	52.45	46.48	34.70	42.80	42.30	30.48	42.30
68	63.88	57.91	46.13	54.23	53.72	41.91	53.72

Panel cut out

Dimensions for connectors with screw lock system



Panel cut out

Dimensions in mm