

## SUMMARY

### # Wires

Low voltage 3



*Image is for illustrative purpose only*

Series	1M
Termination type	Male crimp
IP rating	68 mated (mating interface)
AWG wire size	20.00 - 16.00
Cable Ø	4.85 - 9.70 mm
Status	active
Matching parts	<a href="#">EGN.1M.303.XLM</a>

### Download

[Request a quote](#)

[Catalog](#)

[See video assembly instructions](#)

## TECHNICAL DETAILS

### Mechanics

Shell Style/Model	FG*: Straight plug with arctic grip and mold stop
Keying	3 keys (beta=165, gamma=30, plug: male contacts, receptacle: female contacts)
Housing Material	Aluminium (nickel plated [SAE AMS QQ N 290], anthracite color) shell and nut, other pieces bronze/brass
Weight	7.40 g

### Performance

Configuration	1M.303 : 3 Low Voltage
Insulator	L: PEEK
Rated Current	15.5 Amps

### Specifications

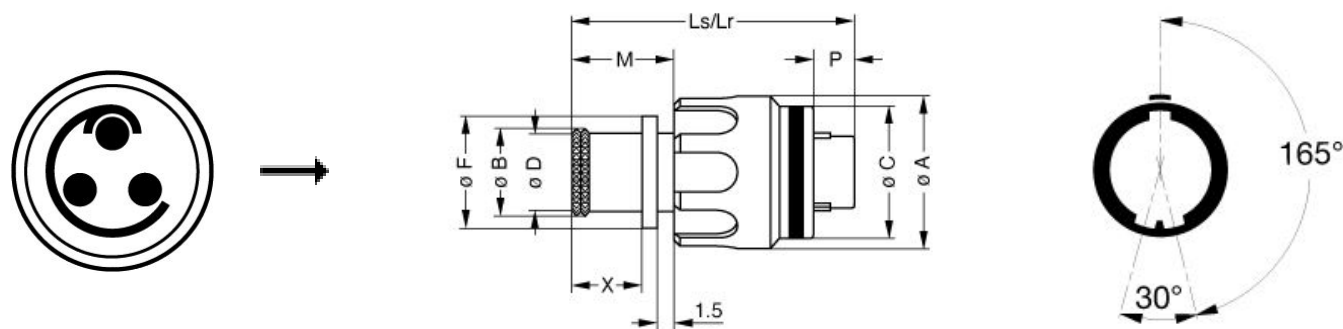
Contact Type: Crimp  
Contact Retention: 40 N  
Contact Dia.: 1.3 mm (0.051in)  
Bucket Dia.: 1.4 mm (0.055in)  
Min. Conductor: 0.5 mm<sup>2</sup> (AWG 20)  
Max. Conductor: 1 mm<sup>2</sup> (AWG 18)  
R (max): 3.6 mOhm

*LEMO products and services are provided "as is". LEMO makes no warranties or representations with regard to LEMO product & services or use of them, express, implied or statutory, including for accuracy, completeness, or security. The user is fully responsible for his products and applications using LEMO components.*

Others

- Endurance (Shell): 3000 mating cycles
- Temp (min / max): -20°C / +200°C
- Humidity (max): 21 days at 95%
- Gunfire vibration: 25 Hz - 2000 Hz, 3 axis (Apache helicopter)
- Vibration-Sine: 30 g, 3 axes, 12 hr [10 Hz - 2000 Hz]
- Vibration-Random: 37.8 g rms - 3 axes, 4 hr amb [50 Hz - 2000 Hz]
- Shock Resistance: 300 g [ 3 ms]
- Lighting strike EIA 364-75: 10K amps - 6 times
- Thermal shock: 5 cycles: -65°C to +150°C
- EMI Shielding EIA 364-66A: >= 80 dB (1 GHz), >=70 dB (3 GHz), >= 58 dB (6 GHz), >= 40 dB (10 GHz)
- Salt Spray Corrosion: max. 48 hr

DRAWINGS



Dimensions

	A	B	C	D	F	Lr	Ls	M	P	X
mm.	15.9	10.5	14.2	9.7	12.4	27.1	27.1	9.7	3.9	6.7
in.	0,63	0,41	0,56	0,38	0,49	1,07	1,07	0,38	0,15	0,26

RECOMMENDED BY LEMO










Tools

Crimp settings: AWG/Selector = 16-18-20/8-7-7

LEMO products and services are provided “as is”. LEMO makes no warranties or representations with regard to LEMO product & services or use of them, express, implied or statutory, including for accuracy, completeness, or security. The user is fully responsible for his products and applications using LEMO components.

Positionner: [DCE.91.130.5MVC](#)  
 Extractor: [DCF.93.131.4LT](#)  
 Replacement contact: FGN.0M.565.ZZC

### Cables

CMN.03.T18.055PGZE		Grey	
CMN.03.T18.055PNZE			
CMN.03.T18.055QGZE	TPR (medical)	Grey	
CMN.03.T20.049PGZE		Grey	
CMN.03.T20.049PNZE			
230500	PVC	Grey	
230750	PVC	Grey	
3220	PVC	Black	
330150	PVC	Grey	

*LEMO products and services are provided “as is”. LEMO makes no warranties or representations with regard to LEMO product & services or use of them, express, implied or statutory, including for accuracy, completeness, or security. The user is fully responsible for his products and applications using LEMO components.*