



TS305-11C55

Thermopile Sensor

SPECIFICATIONS

- **Thermopile IR-Sensor**
- **For Contactless Temperature Measurement**
- **Single Element**
- **High Signal**
- **Flat Filter**
- **Accurate Reference Sensor**

Thermopiles are mainly used for contactless temperature measurement in many applications. Their function is to transfer the heat radiation emitted from the objects into a voltage output.

FEATURES

High Signal

Accurate NTC Reference Sensor

5.5 μm Long Wave Pass Filter

APPLICATIONS

Industrial Pyrometers

Climate Control

Medical

ABSOLUTE MAXIMUM RATINGS

Parameter	Symbol	Min	Typical	Max	Unit	Description
Storage Temperature	T_S	-20	+20	+85	$^{\circ}\text{C}$	permanent
Storage Temperature	T_S	-20	+20	+100	$^{\circ}\text{C}$	non permanent

PERFORMANCE SPECS

Parameter	Symbol	Value	Unit	Condition
Operating Ambient Temperature	T_{Amb}	-20 to +85	$^{\circ}\text{C}$	permanent
Operating Ambient Temperature	T_{Amb}	-20 to +100	$^{\circ}\text{C}$	non permanent
Package		TO-5		
Absorber Area	A	0.8×0.8	mm^2	
Thermopile Resistance	R_{TP}	70 ± 30	$\text{k}\Omega$	$T_{\text{Amb}} = +25^{\circ}\text{C}$
Temperature Coefficient of Thermopile Resistance	TCR_{TP}	-0.06 ± 0.04	%/K	$T_{\text{Amb}} = +25^{\circ}\text{C}$ to $+75^{\circ}\text{C}$
Voltage Response	V_{TP}	7.0 ± 2.1	mV	$T_{\text{Amb}} = +25^{\circ}\text{C}$, $T_{\text{Obj}} = +100^{\circ}\text{C}$, DC, totally filled field of view
Temperature Coefficient of Voltage Response	TCV_{TP}	-0.45 ± 0.08	%/K	$T_{\text{Amb}} = +25^{\circ}\text{C}$ to $+75^{\circ}\text{C}$
Noise Equivalent Voltage	NEV	45	$\text{nV}/\text{Hz}^{1/2}$	$T_{\text{Amb}} = +25^{\circ}\text{C}$
Rise Time	τ_{63}	12 ± 5	ms	
Ambient Temperature Sensor		NTC		
Ambient Temperature Sensor Resistance	R_{NTC}	100 ± 5	$\text{k}\Omega$	$T_{\text{Amb}} = +25^{\circ}\text{C}$
Beta Value of NTC	β -Value	$3955 \pm 0.3\%$	K	$T_{\text{Amb}} = 0^{\circ}\text{C}$ to $+50^{\circ}\text{C}$

TYPICAL PERFORMANCE CURVES

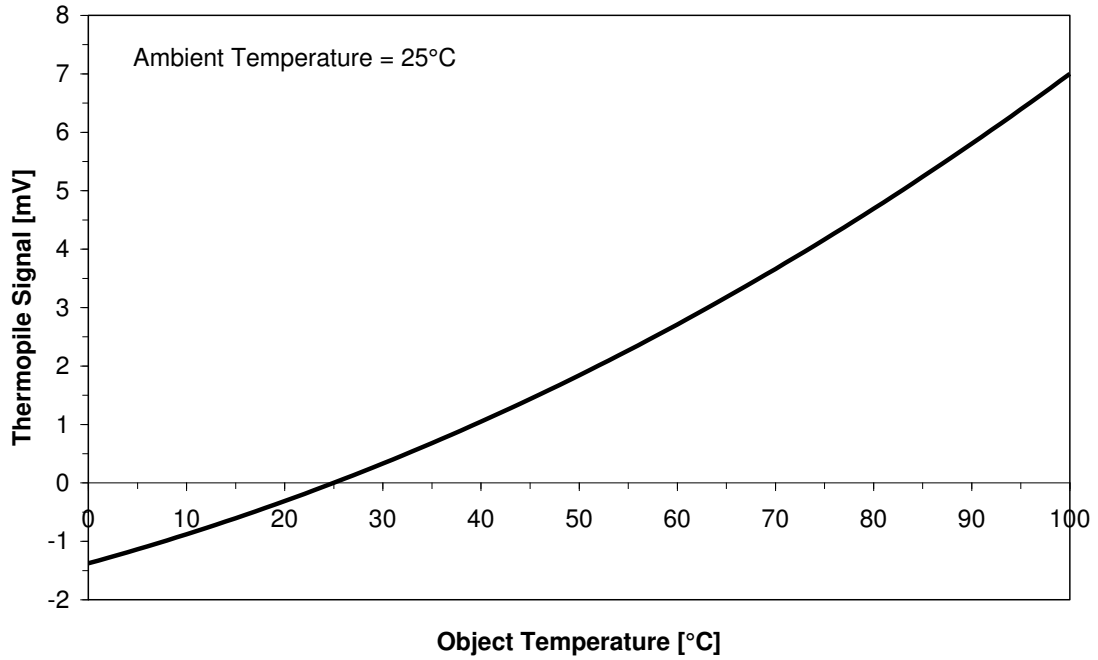


Figure 1: Thermopile signal versus object temperature at 25°C ambient temperature

Optical Characteristics

Parameter	Symbol	Value	Unit	Description
Field of View	FOV	88	deg	at 50% of maximum signal

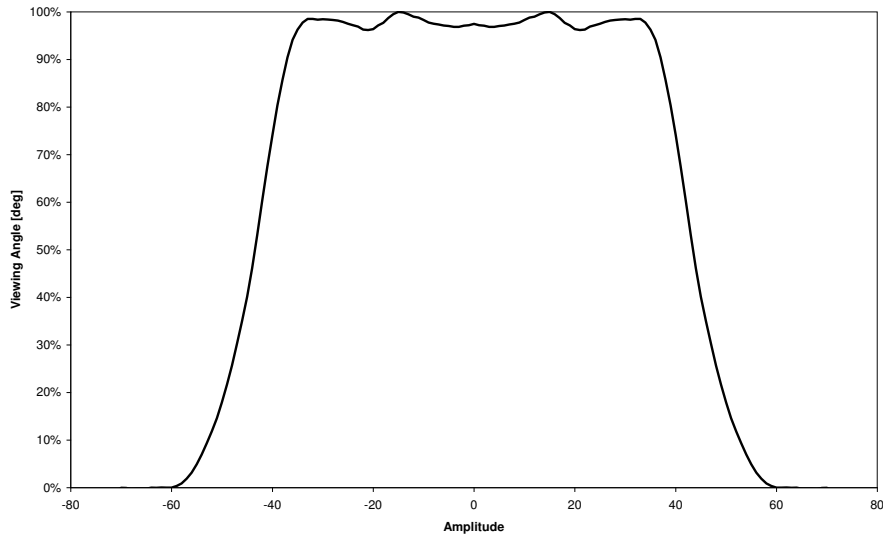


Figure 2: Field of View Curve

FILTER CHARACTERISTICS

Parameter	Symbol	Value	Unit	Description
Transmission Range	LWP	≥ 5.5	μm	Long Wave Pass

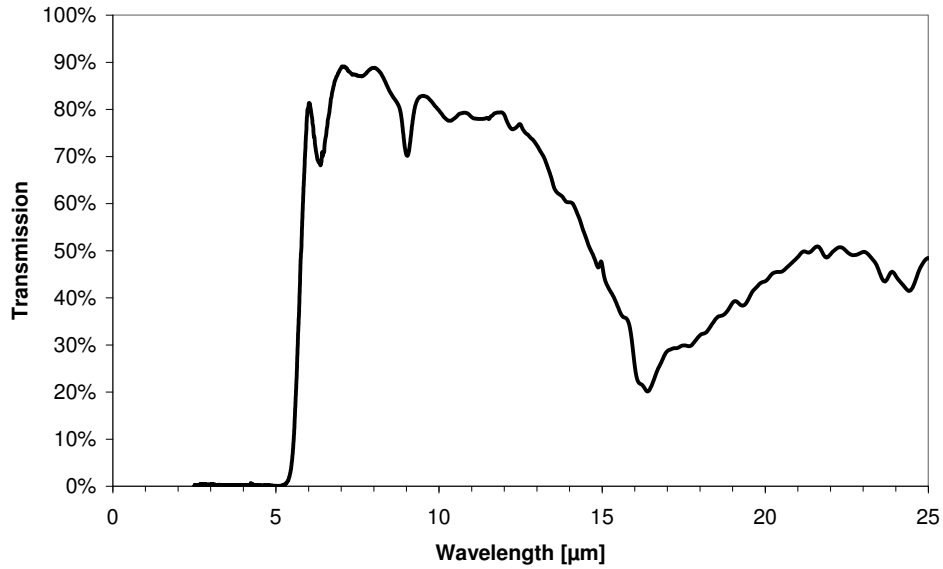


Figure 3: Filter transmission curve

ELECTRICAL CONNECTIONS

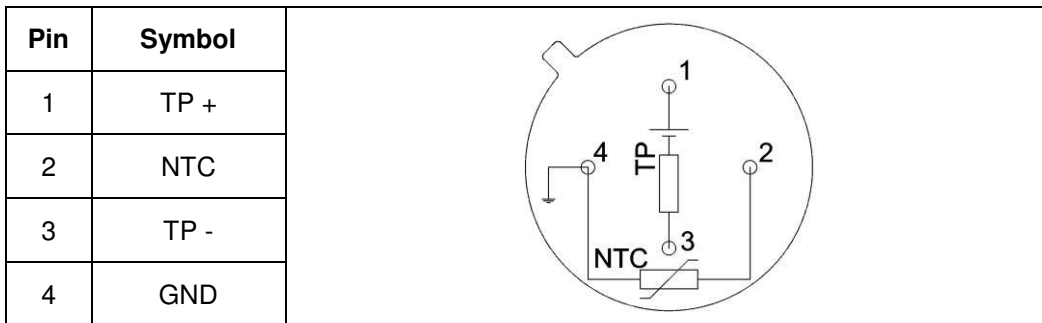


Figure 4: Electrical connections - bottom view of thermopile

MECHANICAL DIMENSIONS

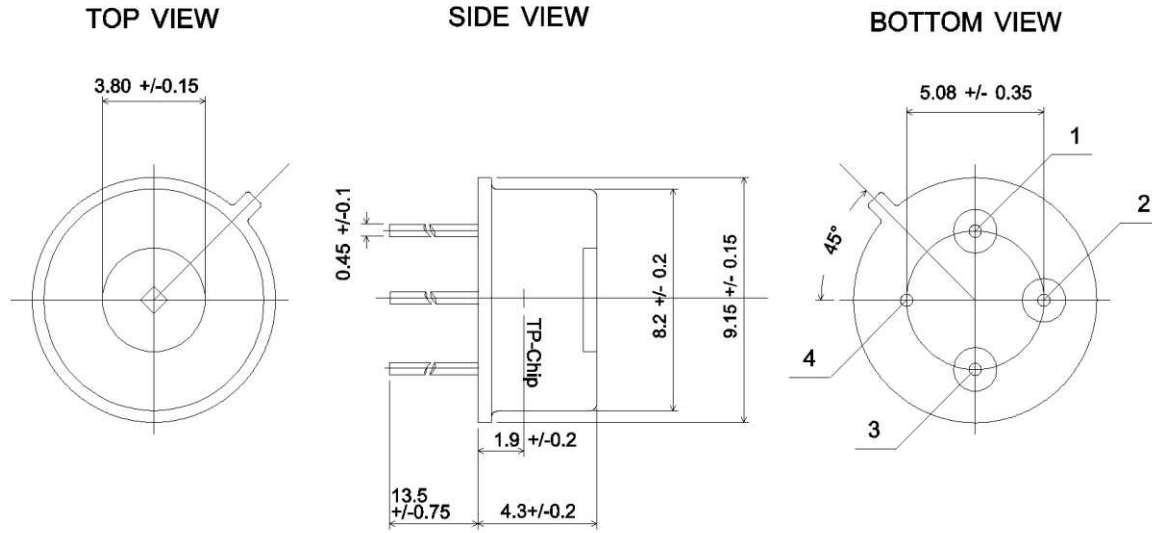


Figure 5: Mechanical dimensions of thermopile

ORDERING INFORMATION

Part Description	TS305-11C55
Part No.	G-TPCO-033

NORTH AMERICA

Measurement Specialties, Inc.,
a TE Connectivity Company
910 Turnpike Road
Shrewsbury, MA 01545
United States
Phone: +1-508-842-0516
Fax: +1-508-842-0342
Email: temperature.sales.amer@meas-spec.com
Web: www.meas-spec.com

EUROPE

Measurement Specialties (Europe), Ltd.,
a TE Connectivity Company
Deutschland GmbH
Hauert 13
D-44227 Dortmund
Germany
Phone: +49-(0)231-9740-0
Fax: +49-(0)231-9740-20
Email: info.de@meas-spec.com
Web: www.meas-spec.com

ASIA

Measurement Specialties (China), Ltd.,
a TE Connectivity Company
No. 26 Langshan Road
Shenzhen High-Tech Park (North)
Nanshan District, Shenzhen 518057
China
Tel: +86 755 3330 5088
Fax: +86 755 3330 5099
Email:
temperature.sales.asia@meas-spec.com
Web: www.meas-spec.com

TE.com/sensorsolutions

Measurement Specialties, Inc., a TE Connectivity company.

Measurement Specialties, TE Connectivity, TE Connectivity (logo) and EVERY CONNECTION COUNTS are trademarks. All other logos, products and/or company names referred to herein might be trademarks of their respective owners.

The information given herein, including drawings, illustrations and schematics which are intended for illustration purposes only, is believed to be reliable. However, TE Connectivity makes no warranties as to its accuracy or completeness and disclaims any liability in connection with its use. TE Connectivity's obligations shall only be as set forth in TE Connectivity's Standard Terms and Conditions of Sale for this product and in no case will TE Connectivity be liable for any incidental, indirect or consequential damages arising out of the sale, resale, use or misuse of the product. Users of TE Connectivity products should make their own evaluation to determine the suitability of each such product for the specific application.

© 2015 TE Connectivity Ltd. family of companies All Rights Reserved.