

TTC-6P-1X2-M-EX-24DC-UT-I - Surge protection device



2906824

<https://www.phoenixcontact.com/us/products/2906824>

Please be informed that the data shown in this PDF document is generated from our online catalog. Please find the complete data in the user documentation. Our general terms of use for downloads are valid.



Surge protection, consisting of protective plug and base element, with integrated status indicator and disconnect knife for a 2-wire floating Ex i signal circuit, e.g., 0(4) ... 20 mA current loop, HART-compatible.

Your advantages

- Space-saving and cost-saving with a narrow overall width of just 6 mm
- Continuous monitoring of protective devices, plus mechanical status indicator with optional remote signaling
- Finding the right product for all possible requirements in MCR applications is easy, thanks to the complete range of products with customized features
- Easy testing and documentation with CHECKMASTER 2 with pluggable protective modules
- The signal is not influenced during maintenance work, thanks to the impedance-neutral insertion and removal of protective plugs

Commercial data

Item number	2906824
Packing unit	1 pc
Minimum order quantity	1 pc
Sales key	CL23
Product key	CL2163
Catalog page	Page 152 (C-4-2019)
GTIN	4055626135861
Weight per piece (including packing)	67.5 g
Weight per piece (excluding packing)	41.19 g
Customs tariff number	85363010
Country of origin	DE

TTC-6P-1X2-M-EX-24DC-UT-I - Surge protection device



2906824

<https://www.phoenixcontact.com/us/products/2906824>

Technical data

Product properties

IEC test classification	C1
	C2
	C3
	D1
Type	DIN rail module, two-section, divisible
Product type	Surge protection for MCR technology
Product family	TERMITRAB complete
Wire pairs per module	1

Insulation characteristics

Overvoltage category	III
Pollution degree	2

Electrical properties

Nominal voltage U_N	24 V DC
-----------------------	---------

Connection data

Connection method	Screw connection
Screw thread	M3
Tightening torque	0.5 Nm ... 0.6 Nm
Conductor cross section flexible	0.2 mm ² ... 2.5 mm ²
Conductor cross section rigid	0.2 mm ² ... 4 mm ²
Conductor cross section AWG	24 ... 12

Ex data

Maximum inner capacitance C_i	negligible
Max. internal inductance L_i	negligible
Max. input current I_i	400 mA (T4 / -40 °C ... +50 °C)
	250 mA (T4 / -40 °C ... +70 °C)
	350 mA (T6 / -40 °C ... +35 °C)
	100 mA (T6 / -40 °C ... +70 °C)
Max. input voltage U_i	30 V DC
Insulation voltage to ground	> 180 V DC
Ambient temperature (operation)	-40 °C ... 70 °C (with current derating)

Dimensions

Dimensional drawing	
---------------------	--

TTC-6P-1X2-M-EX-24DC-UT-I - Surge protection device



2906824

<https://www.phoenixcontact.com/us/products/2906824>

Width	6.2 mm +0.1 mm
Height	105.8 mm
Depth	100 mm (incl. DIN rail 7.5 mm)

Material specifications

Flammability rating according to UL 94	V-0
Insulating material	PBT
Housing material	PBT

Mechanical properties

Mechanical data

Open side panel	No
-----------------	----

Protective circuit

Direction of action	Line-Line & Line-Signal Ground/Shield & optional Signal Ground/Shield-Earth Ground
Maximum continuous voltage U_C	30 V DC
Rated current	600 mA (40 °C)
Operating effective current I_C at U_C	$\leq 5 \mu\text{A}$
Residual current I_{PE}	$\leq 1 \mu\text{A}$
Nominal discharge current I_n (8/20) μs (line-line)	5 kA
Nominal discharge current I_n (8/20) μs (line-ground)	5 kA
Pulse discharge current I_{imp} (10/350) μs (line-line)	0.5 kA
Pulse discharge current I_{imp} (10/350) μs (line-earth)	0.5 kA
Total discharge current I_{total} (8/20) μs	10 kA
Voltage protection level U_p (line-line)	$\leq 55 \text{ V}$ (C1 - 1 kV / 500 A)
	$\leq 65 \text{ V}$ (C2 - 10 kV / 5 kA)
	$\leq 55 \text{ V}$ (C3 - 100 A)
Voltage protection level U_p (line-earth)	$\leq 900 \text{ V}$ (C1 - 1 kV / 500 A)
	$\leq 1.05 \text{ kV}$ (C2 - 10 kV / 5 kA)
	$\leq 1.4 \text{ kV}$ (C3 - 100 A)
Voltage protection level U_p static (line-line)	$\leq 50 \text{ V}$ (C1 - 1 kV / 500 A)
	$\leq 65 \text{ V}$ (C2 - 10 kV / 5 kA)
Voltage protection level U_p static (line-earth)	$\leq 900 \text{ V}$ (C1 - 1 kV / 500 A)
	$\leq 1.05 \text{ kV}$ (C2 - 10 kV / 5 kA)
Response time t_A (line-line)	$\leq 1 \text{ ns}$
Response time t_A (line-earth)	$\leq 100 \text{ ns}$
Input attenuation aE, sym.	typ. 0.3 dB ($\leq 250 \text{ kHz}$ / 150 Ω)
Cut-off frequency f_g (3 dB), sym. in 150 Ω system	typ. 940 kHz
Capacity (Core-Core)	typ. 2 nF
Resistance per path	1.65 Ω $\pm 20 \%$
Surge protection fault message	optical
Max. required back-up fuse	630 mA (FF)
	C1 - 1 kV / 500 A

TTC-6P-1X2-M-EX-24DC-UT-I - Surge protection device



2906824

<https://www.phoenixcontact.com/us/products/2906824>

Impulse durability (line-line)	C2 - 10 kV / 5 kA
	C3 - 100 A
Impulse durability (line-earth)	C1 - 1 kV / 500 A
	C2 - 10 kV / 5 kA
	C3 - 100 A
	D1 - 500 A
Pulse reset time (line-line)	≤ 700 ms
Pulse reset time (line-earth)	≤ 30 ms

Environmental and real-life conditions

Ambient conditions

Degree of protection	IP20
Ambient temperature (operation)	-40 °C ... 85 °C
Ambient temperature (storage/transport)	-40 °C ... 85 °C
Altitude	≤ 2000 m (amsl)
Permissible humidity (operation)	5 % ... 95 %

Approvals

Conformity/Approvals

UL, USA / Canada	Class I, Div. 2, Groups A, B, C, D T4A
------------------	----------------------------------------

Standards and regulations

Standards/specifications	EN 60079-0
Note	2018
Standards/specifications	EN 60079-11
Note	2012

EN 61643-21

Standards/specifications	EN 61643-21
Note	2001 + A1:2009 + A2:2013
Standards/specifications	IEC 60079-0
Note	2017
Standards/specifications	IEC 60079-11
Note	2008
Standards/specifications	IEC 61643-21
Note	2000 + corrigendum 2001 + A1:2008, modified + A2:2012

Mounting

Mounting type	DIN rail: TH 35 - 7.5 mm
---------------	--------------------------

TTC-6P-1X2-M-EX-24DC-UT-I - Surge protection device

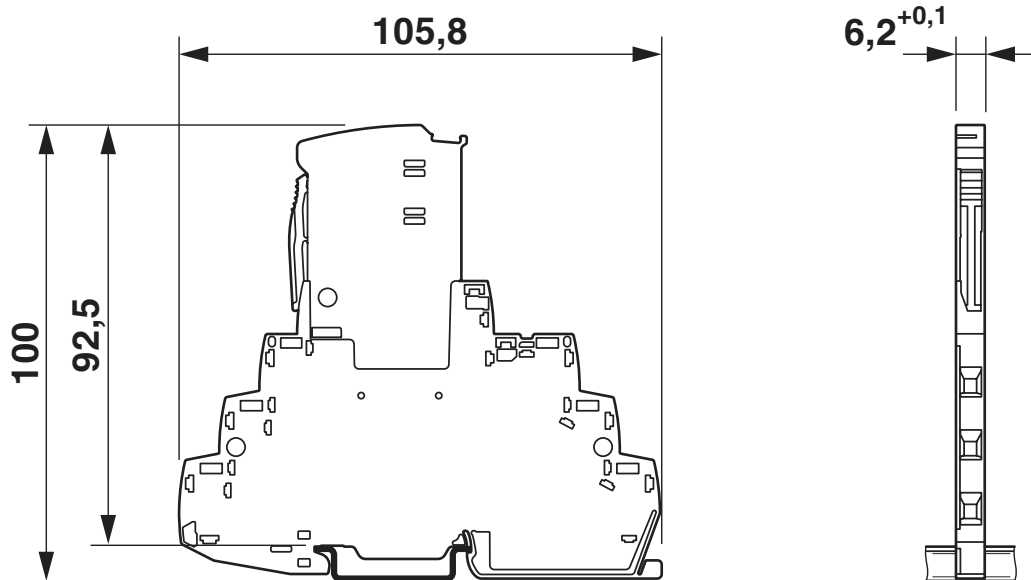


2906824

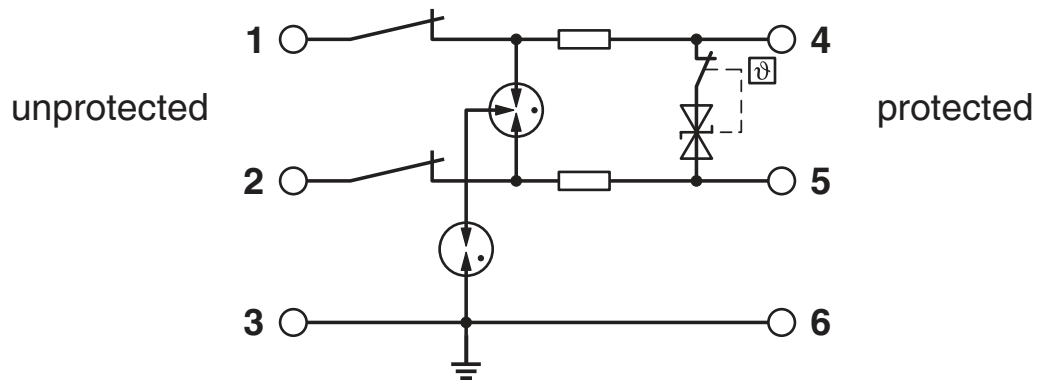
<https://www.phoenixcontact.com/us/products/2906824>

Drawings

Dimensional drawing



Circuit diagram



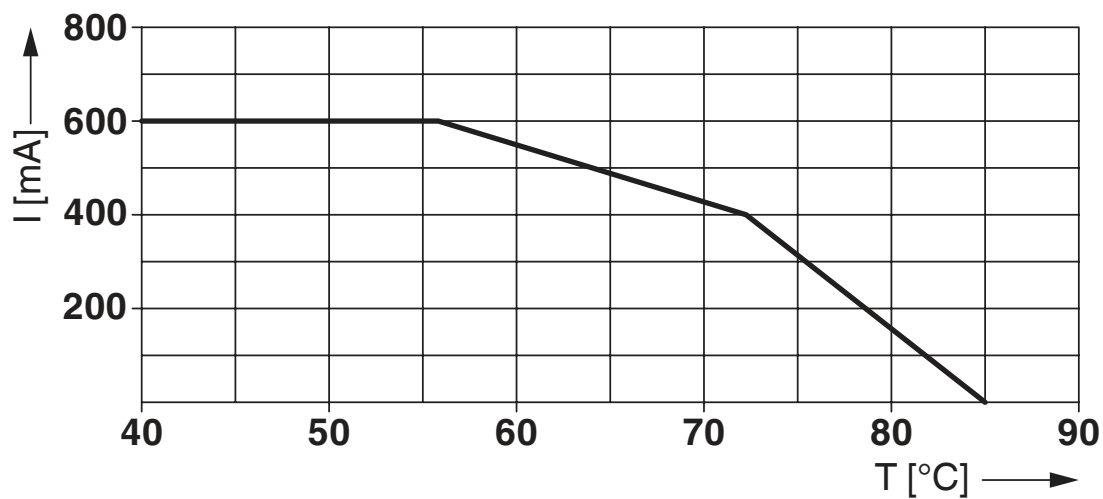
TTC-6P-1X2-M-EX-24DC-UT-I - Surge protection device



2906824

<https://www.phoenixcontact.com/us/products/2906824>

Diagram



Derating for non-Ex applications

TTC-6P-1X2-M-EX-24DC-UT-I - Surge protection device



2906824


<https://www.phoenixcontact.com/us/products/2906824>

Approvals

To download certificates, visit the product detail page: <https://www.phoenixcontact.com/us/products/2906824>


 **CSA**
Approval ID: 70136717


 **DNV GL**
Approval ID: TAE000027G


 **UL Listed**
Approval ID: FILE E 138168

 **CSAus**
Approval ID: 70136717


UAE-RoHS
Approval ID: 22-06-16781

 **IECEX**
Approval ID: IECEX BVS 16.0090X

 **CCC**
Approval ID: 2020322316000780

 **cUL Listed**
Approval ID: FILE E 333250

 **UL Listed**
Approval ID: FILE E 333250

 **ATEX**
Approval ID: BVS 16 ATEX E 125 X

INMETRO
Approval ID: DNV 19.0077 X

TTC-6P-1X2-M-EX-24DC-UT-I - Surge protection device



2906824

<https://www.phoenixcontact.com/us/products/2906824>



NEPSI-EX

Approval ID: GYJ20.1114X

cCSAus

cULus Listed

TTC-6P-1X2-M-EX-24DC-UT-I - Surge protection device



2906824

<https://www.phoenixcontact.com/us/products/2906824>

Classifications

ECLASS

ECLASS-11.0	27130807
ECLASS-13.0	27171502

ETIM

ETIM 8.0	EC000943
----------	----------

UNSPSC

UNSPSC 21.0	39121600
-------------	----------

TTC-6P-1X2-M-EX-24DC-UT-I - Surge protection device



2906824

<https://www.phoenixcontact.com/us/products/2906824>

Environmental product compliance

REACH SVHC	Lead 7439-92-1
China RoHS	Environmentally Friendly Use Period = 50 years
	For information on hazardous substances, refer to the manufacturer's declaration available under "Downloads"

TTC-6P-1X2-M-EX-24DC-UT-I - Surge protection device



2906824

<https://www.phoenixcontact.com/us/products/2906824>

Accessories

ZBF 6 CUS - Zack Marker strip, flat

0825027

<https://www.phoenixcontact.com/us/products/0825027>



Zack Marker strip, flat, Strip, can be ordered: Strip, white, labeled according to customer specifications, mounting type: snap into flat marker groove, for terminal block width: 6.2 mm, lettering field size: 5.15 x 6.15 mm, Number of individual labels: 10

ZBF 6:UNBEDRUCKT - Zack Marker strip, flat

0808710

<https://www.phoenixcontact.com/us/products/0808710>



Zack Marker strip, flat, Strip, white, unlabeled, can be labeled with: PLOTMARK, CMS-P1-PLOTTER, mounting type: snapped, for terminal block width: 6.2 mm, lettering field size: 5.15 x 6.15 mm, Number of individual labels: 10

TTC-6P-1X2-M-EX-24DC-UT-I - Surge protection device

2906824

<https://www.phoenixcontact.com/us/products/2906824>

ZBF 6/WH-100:UNBEDRUCKT - Zack Marker strip, flat

0808736

<https://www.phoenixcontact.com/us/products/0808736>



Zack Marker strip, flat, Strip, white, unlabeled, can be labeled with: PLOTMARK, CMS-P1-PLOTTER, mounting type: snapped, for terminal block width: 6.2 mm, lettering field size: 5.15 x 6.15 mm, Number of individual labels: 1000

ZBF 6,QR:FORTL.ZAHLEN - Zack Marker strip, flat

0808765

<https://www.phoenixcontact.com/us/products/0808765>



Zack Marker strip, flat, Strip, white, labeled, Printed vertically: consecutive numbers 1 ... 10, 11 ... 20, etc. up to 91 ... 100, mounting type: snapped, for terminal block width: 6.2 mm, lettering field size: 5.15 x 6.15 mm, Number of individual labels: 10

TTC-6P-1X2-M-EX-24DC-UT-I - Surge protection device



2906824

<https://www.phoenixcontact.com/us/products/2906824>

CLIPFIX 35-5 - End clamp

3022276

<https://www.phoenixcontact.com/us/products/3022276>



Quick mounting end clamp for NS 35/7,5 DIN rail or NS 35/15 DIN rail, with marking option, with parking option for FBS...5, FBS...6, KSS 5, KSS 6, width: 5.15 mm, color: gray

TTC-6-FMRS-UT - Remote signaling set

2907810

<https://www.phoenixcontact.com/us/products/2907810>



Module set for the optical monitoring and floating remote signaling of adjacent surge protective devices in the TERMITRAB complete or CLIXTRAB product family. Suitable for directly grounded DIN rails.

TTC-6P-1X2-M-EX-24DC-UT-I - Surge protection device



2906824

<https://www.phoenixcontact.com/us/products/2906824>

TTC-EX-PP - Separating plate

1011977

<https://www.phoenixcontact.com/us/products/1011977>

Partition plate for NS-35/7,5 DIN rails to ensure a clearance of 50 mm between the remote signaling module and surge protection in TTC-EX systems.



SSA 3-6 - Shield connection

2839295

<https://www.phoenixcontact.com/us/products/2839295>

Shield fast connection for 3 ... 6 mm cable diameter. Potential connecting cable: 200 mm, 1 mm², color: black



TTC-6P-1X2-M-EX-24DC-UT-I - Surge protection device



2906824

<https://www.phoenixcontact.com/us/products/2906824>

SSA 5-10 - Shield connection

2839512

<https://www.phoenixcontact.com/us/products/2839512>



Shield fast connection for 5 ... 10 mm cable diameter. Potential connecting cable: 200 mm, 1 mm², color: black

X-PEN 0,35 - Marker pen

0811228

<https://www.phoenixcontact.com/us/products/0811228>



Marker pen without ink cartridge, for manual labeling of markers, labeling extremely wipe-proof, line thickness 0.35 mm

TTC-6P-1X2-M-EX-24DC-UT-I - Surge protection device



2906824

<https://www.phoenixcontact.com/us/products/2906824>

SZS 0,6X3,5 VDE - Screwdriver

1212602

<https://www.phoenixcontact.com/us/products/1212602>



Screwdriver, slot-headed, VDE insulated, size: 0.6 x 3.5 x 100 mm, 2-component grip, with non-slip grip

TTC-6P-1X2-EX-24DC-I-P - Surge protection plug

2907831

<https://www.phoenixcontact.com/us/products/2907831>



Surge protection plug with integrated status indicator on the module for one 2-wire floating Ex i signal circuit. Nominal voltage: 24 V DC

Phoenix Contact 2023 © - all rights reserved
<https://www.phoenixcontact.com>

Phoenix Contact USA
586 Fulling Mill Road
Middletown, PA 17057, United States
(+717) 944-1300
info@phoenixcon.com