

200W CONVECTION COOLED

AC-DC POWER SUPPLIES

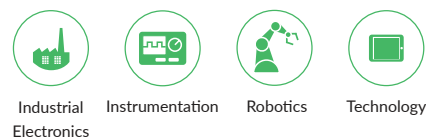
The LCW series of regulated output convection cooled AC-DC power supplies are designed to provide a cost effective solution for industrial electronics and technology applications. Features include wide range AC input from 85-305VAC, active PFC, output voltage adjustment, low stand-by power consumption, output short circuit protection, over current and over voltage protection. Applications include auxiliary power sources, security installations, lighting control, smart home or office control systems, ticketing and vending applications.



Features

- 200W convection cooled
- Active PFC
- Integrated connector cover
- ITE & industrial approvals
- Class B conducted & radiated emissions
- Input voltage range 85-305VAC
- Regulated single outputs from 5.0V to 48VDC
- Output voltage trim
- Efficiency to 90%
- Short circuit, overvoltage & overload protection
- Conformal coating option
- -30°C to +70°C operating temperature
- 3 year warranty

Applications



Dimensions

LCW200PS05: 8.46" x 4.53" x 1.18" (215.0 x 115.0 x 30.0mm)
 All other models: 7.05" x 3.89" x 1.18" (179.0 x 99.0 x 30.0mm)

Models & Ratings

Model Number ⁽³⁾	Output Voltage		Output Current	Ripple & Noise pk to pk ⁽¹⁾	Efficiency ⁽²⁾	Maximum Capacitive Load	Power
	Nominal	Adjustment Range ⁽⁴⁾					
LCW200PS05	5.0V	4.5 - 5.5V	40.0A	150mV	85%	3000µF	200W
LCW200PS12	12.0V	11.4 - 12.6V	16.7A	150mV	88%	4000µF	200W
LCW200PS15	15.0V	14.3 - 15.7V	13.4A	150mV	88%	3300µF	200W
LCW200PS24	24.0V	22.8 - 25.2V	8.4A	150mV	90%	1500µF	200W
LCW200PS48	48.0V	45.6 - 50.4V	4.2A	240mV	89%	470µF	200W

Notes:

1. Ripple & noise measured with 20MHz bandwidth and 47µF electrolytic capacitor in parallel with 0.1µF ceramic capacitor.
2. Typical efficiencies measured at 230VAC full load.
3. Add suffix -E to model number to specify conformal coating option, MOQ applies, please contact sales.
4. Output power rating must not be exceeded.

Input

Characteristic	Minimum	Typical	Maximum	Units	Notes & Conditions
Input Voltage - Operating	85	115/230	305	VAC	Derate output power linearly from 100% at 100VAC to 80% at 85VAC. LCW200PS05 derate output power linearly from 100% at 115VAC to 60% at 85VAC
	120		430	VDC	Alternative input. Not to be used in addition to AC input. DC input not included in safety approvals, external DC rated fuse required. Derate output power linearly from 100% at 120VDC to 80% at 100VDC. LCW200PS05 derate output power linearly from 100% at 160VDC to 50% at 120VDC
Input Frequency	47	50/60	63	Hz	
Power Factor		0.98			115VAC at full load
		0.95			230VAC at full load
Input Current - Full Load		2.5	3.0	A	115VAC
		1.3	2.0		230VAC
No Load Input Power			0.5	W	
Inrush Current		35		A	115VAC cold start at 25°C ambient
		65			230VAC cold start at 25°C ambient
Earth Leakage Current			2.0	mA	277VAC/50Hz (Typ)
Input Protection	T6.3A/300VAC Internal fuse fitted in line				

Output

Characteristic	Minimum	Typical	Maximum	Units	Notes & Conditions
Output Voltage	4.5		50.4	VDC	See Models & Ratings table
Initial Set Accuracy		±2		%	LCW200PS05, full load
		±1			All other models, full load
Voltage Adjustment			±10	%	LCW200PS05 max value
			±5		All other models
Minimum Load	0			A	No minimum load required
Start Up Delay	250		400	ms	115/230VAC full load
Hold Up Time		8		ms	LCW200PS05
		12			All other models
Line Regulation			±0.5	%	100-264VAC, full load
Load Regulation			±1	%	LCW200PS05
			±0.5		All other models
Transient Response			10	%	Recovery within 1% in less than 5ms for a 50-75% and 75-50% load step
Ripple & Noise				mV pk-pk	See Models & Ratings table
Over/Undershoot			10	%	Full load 5ms recovery
Overvoltage Protection			7.0	VDC	LCW200PS05
			16.2		LCW200PS12
			21.8		LCW200PS15
			32.4		LCW200PS24
			60.0		LCW200PS48
Overload Protection	105		150	%	LCW200PS05
	105		200		All other models
Temperature Coefficient		±0.03		%/°C	
Short Circuit Protection	Continuous, hiccup with auto recovery				

General

Characteristic	Minimum	Typical	Maximum	Units	Notes & Conditions
Efficiency		88		%	230VAC Full load (see Models & Ratings table)
Isolation: Input to Output	4000			VAC	Class I construction, 60s test with leakage current <10mA
Input to Ground	2000			VAC	
Output to Ground	500			VAC	
Switching Frequency		65		kHz	
Power Density			4.42	W/in ³	LCW200PS05
			6.16		All other models
Mean Time Between Failure	250			khrs	MIL-HDBK-217F, 25°C GB
Weight		1.65 (750)		lb(g)	LCW200PS05
		1.04 (475.0)			All other models
Case Material	Aluminium chassis with vented galvanized steel cover				
Conformal Coating Option	Acrylic resin, UL94V-0 rated, certified (UL No. E351072), minimum 30µm coating thickness. Add suffix -E to part number				

Environmental

Characteristic	Minimum	Typical	Maximum	Units	Notes & Conditions
Operating Temperature	-30		+70	°C	See derating curve
Overtemperature Protection	Hiccup mode with auto recovery, temperature measured internally				
Storage Temperature	-40		+85	°C	
Cooling	Natural convection				
Humidity	5		90	%RH	Non-condensing
Operating Altitude			5000	m	Derate output linearly from 2000m to 85% at 5000m
Shock and Vibration	Tested according to EN60068-2-27, 10 - 500Hz, 5g (1H) for each X, Y and Z plane				
Overtemperature Protection	Hiccup mode, auto recovery				

EMC: Emissions

Phenomenon	Standard	Test Level	Notes & Conditions
Conducted	EN55032	Class B	
Radiated	EN55032	Class B	
Harmonic Current	EN61000-3-2	Class A	
Voltage Flicker	EN61000-3-3		

EMC: Immunity

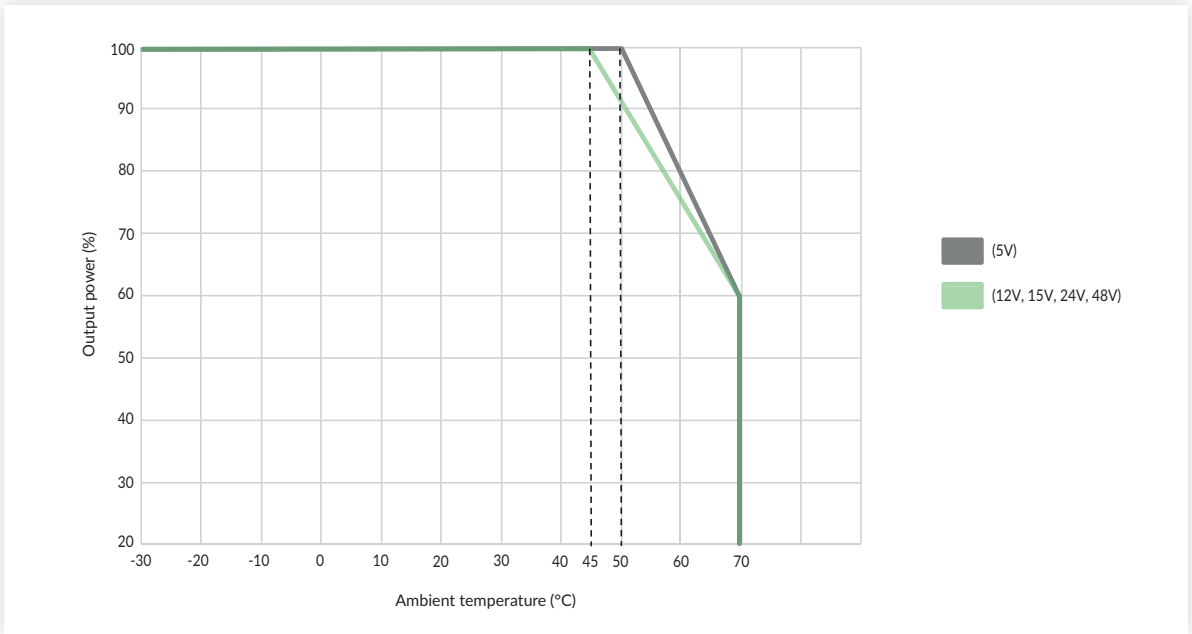
Phenomenon	Standard	Test Level	Criteria	Notes & Conditions	
ESD Immunity	EN61000-4-2	3	A	Contact $\pm 6\text{kV}$ /Air $\pm 8\text{kV}$	
Radiated Immunity	EN61000-4-3	3	A	10V/m	
EFT	EN61000-4-4	3	A	LCW200PS05	$\pm 2\text{kV}$
		4		All other models	$\pm 4\text{kV}$
Surge	EN61000-4-5	Installation class 3	A	LCW200PS05	Line to line $\pm 1\text{kV}$, line to ground $\pm 2\text{kV}$
		Installation class 4		All other models	Line to line $\pm 2\text{kV}$, line to ground $\pm 4\text{kV}$
Conducted	EN61000-4-6	3	A	10Vrms	
Dips	EN61000-4-11	Dip. 100% (0VAC), 10ms	A		
		Dip. 100% (0VAC), 20ms	B		
		Dip. 60% (88VAC), 200ms	A		
		Dip. 30% (154VAC), 500ms	A		
		Dip. 20% (176VAC), 5000ms	A		
Interruptions		Int. 100% (0VAC), 5000ms	B		

Safety Approvals

Certification	Standard	Notes & Conditions
UL	UL62368-1	Information Technology
EN	EN62368-1	Information Technology
CE	Meets all applicable directives	
UKCA	Meets all applicable legislation	

Application Notes

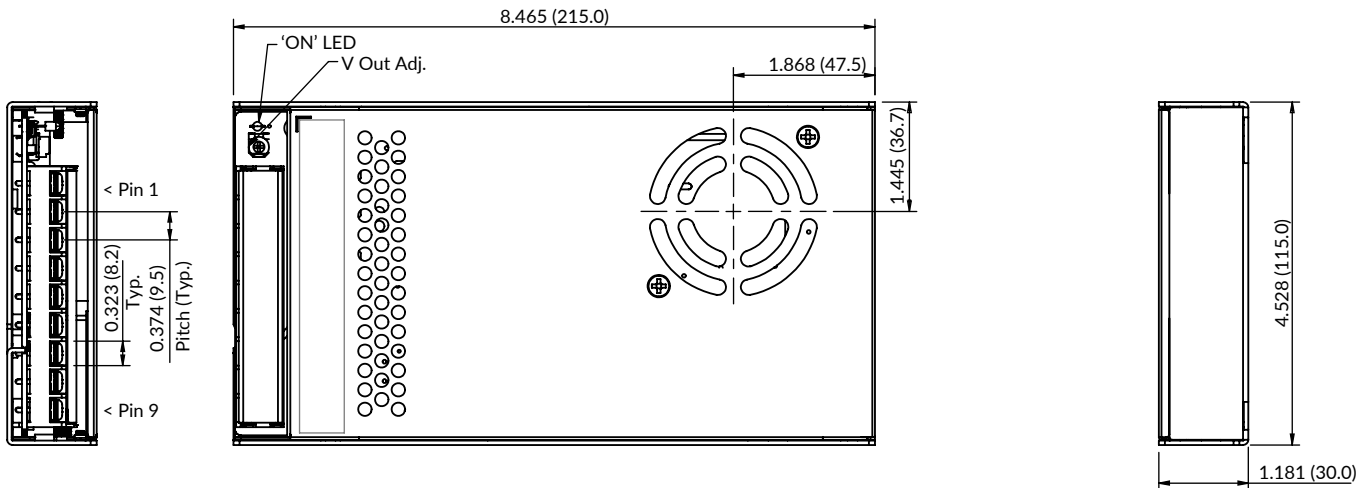
Temperature Derating



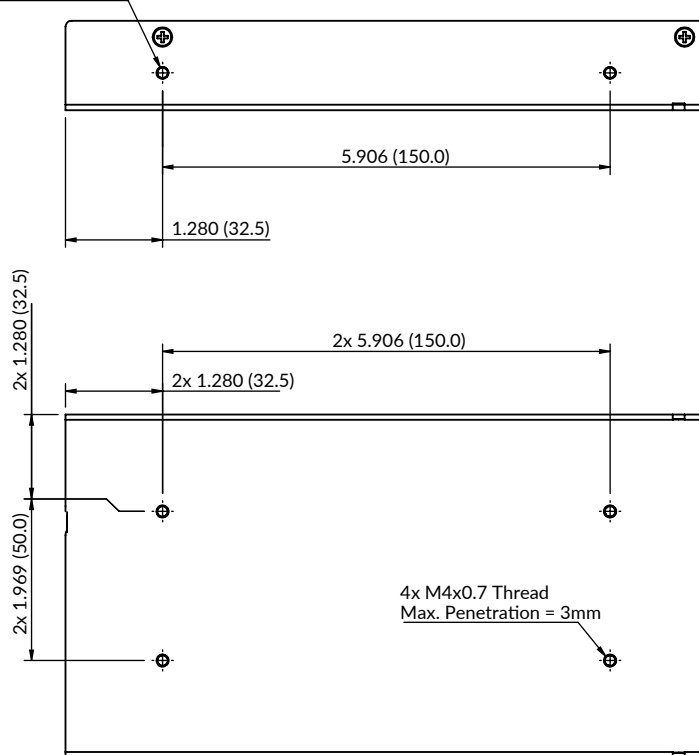
LCW200 Series

Mechanical Details

LCW200PS05



2x M4x0.7 Thread - Both Sides
Max. Penetration = 5mm



Pin-Out	
Pin	Function
1	+Vo
2	+Vo
3	+Vo
4	-Vo
5	-Vo
6	-Vo
7	GND
8	AC(N)
9	AC(L)

Connector torque: M3.5, 0.8Nm

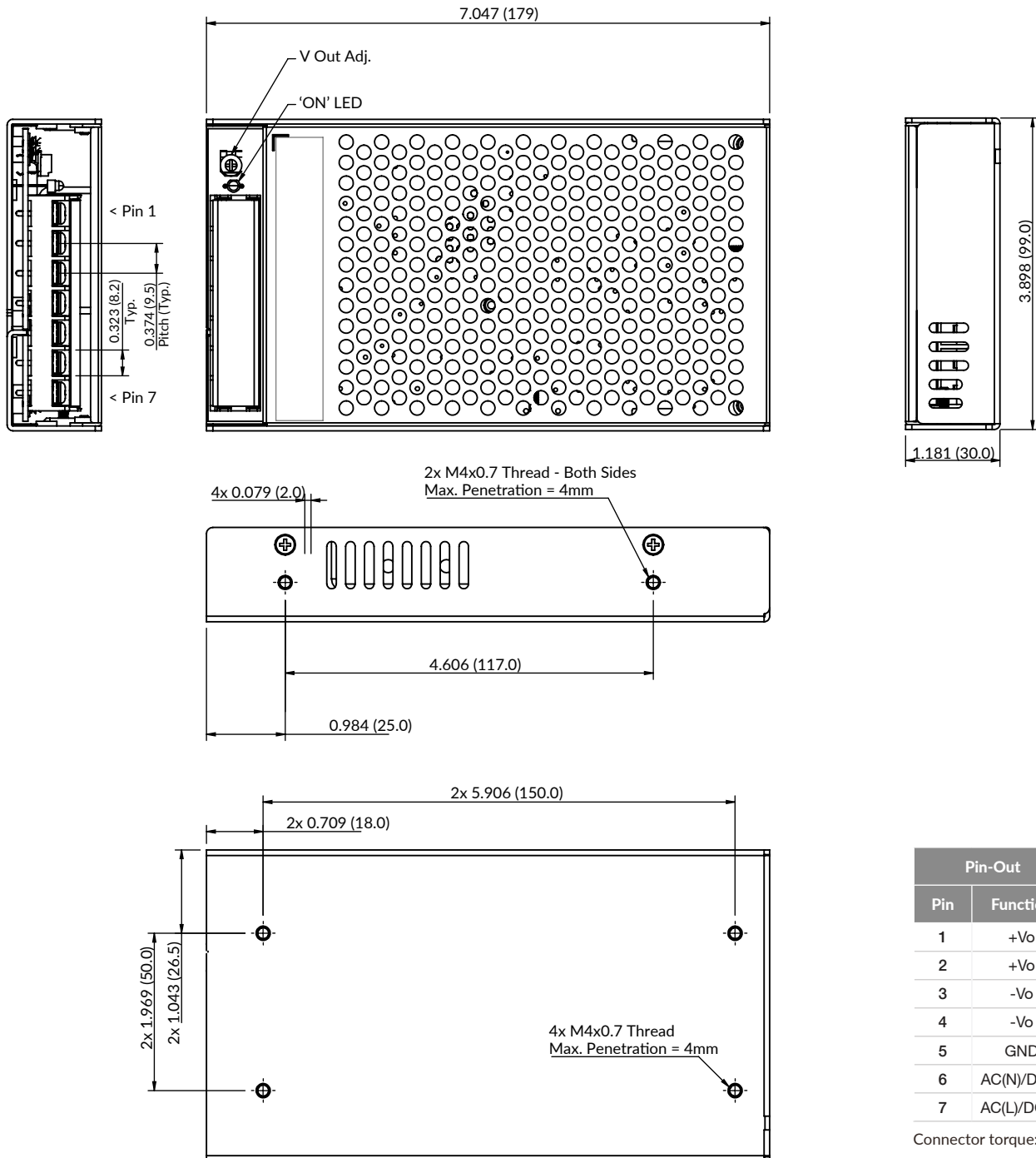
Notes:

1. All dimensions are in inches (mm).
2. Tightening torque: M4 fixings, 0.9Nm. M3.5 connectors, 0.8Nm.
3. General tolerances: ± 0.039 (± 1.00).
4. Chassis must be connected to protective earth.
5. Use 22-14 AWG wire range for connector.

LCW200 Series

Mechanical Details

All other models



Pin-Out	
Pin	Function
1	+Vo
2	+Vo
3	-Vo
4	-Vo
5	GND
6	AC(N)/DC(-)
7	AC(L)/DC(+)

Connector torque: M3.5, 0.8Nm

Notes:

1. All dimensions are in inches (mm).
2. Tightening torque: M4 fixings, 0.9Nm. M3.5 connectors, 0.8Nm.
3. General tolerances: ± 0.039 (± 1.00).
4. Chassis must be connected to protective earth.
5. Use 22-14 AWG wire range for connector.