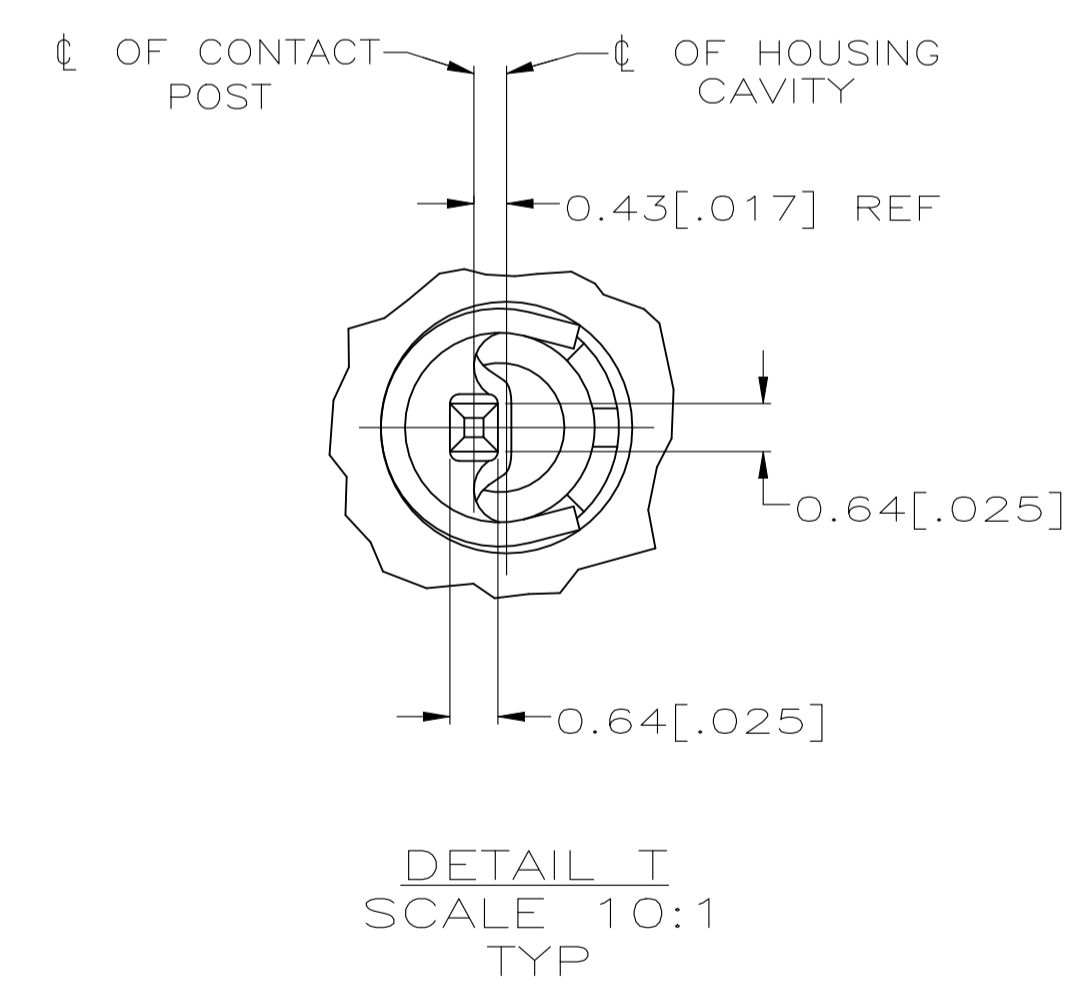
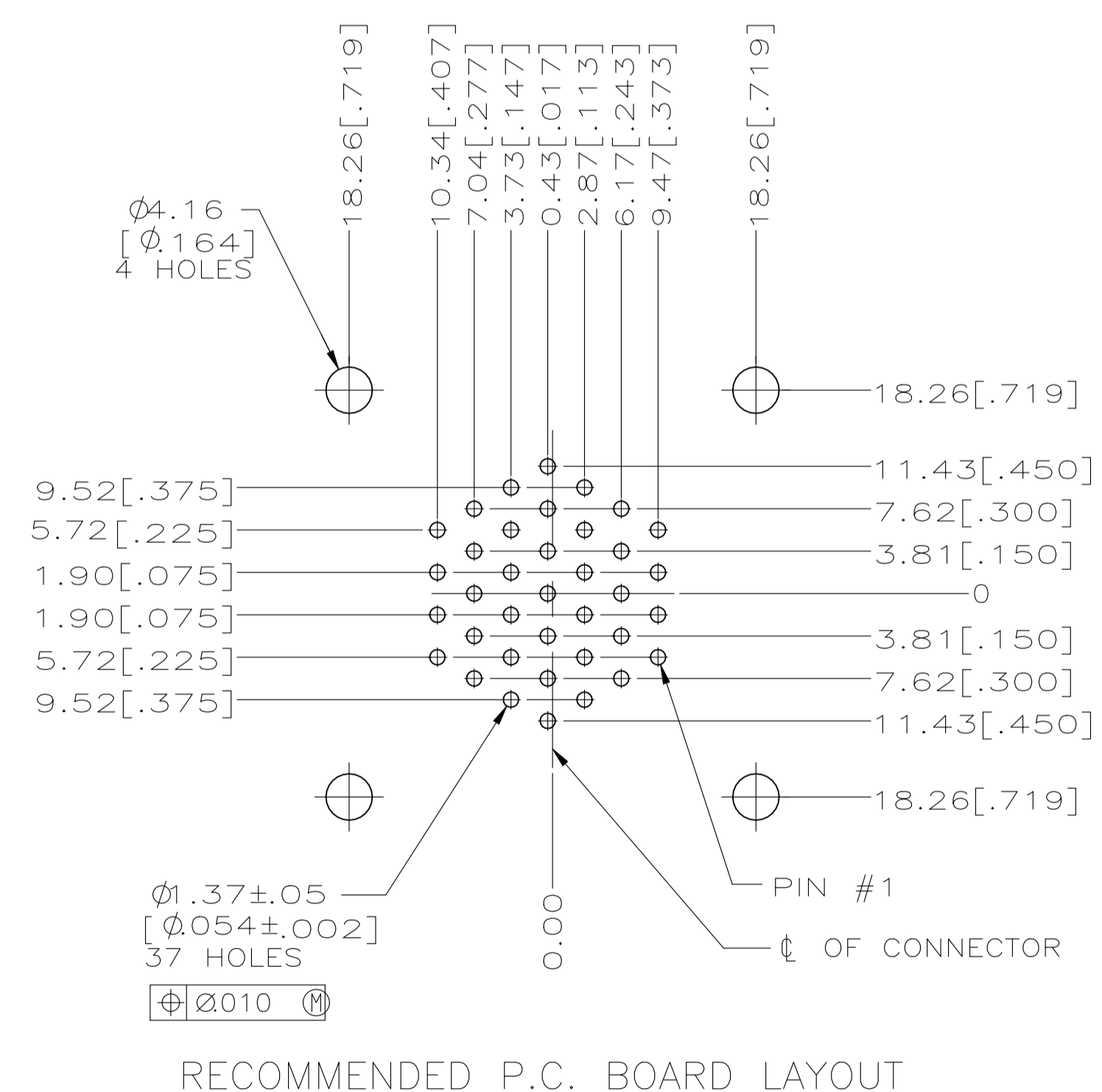
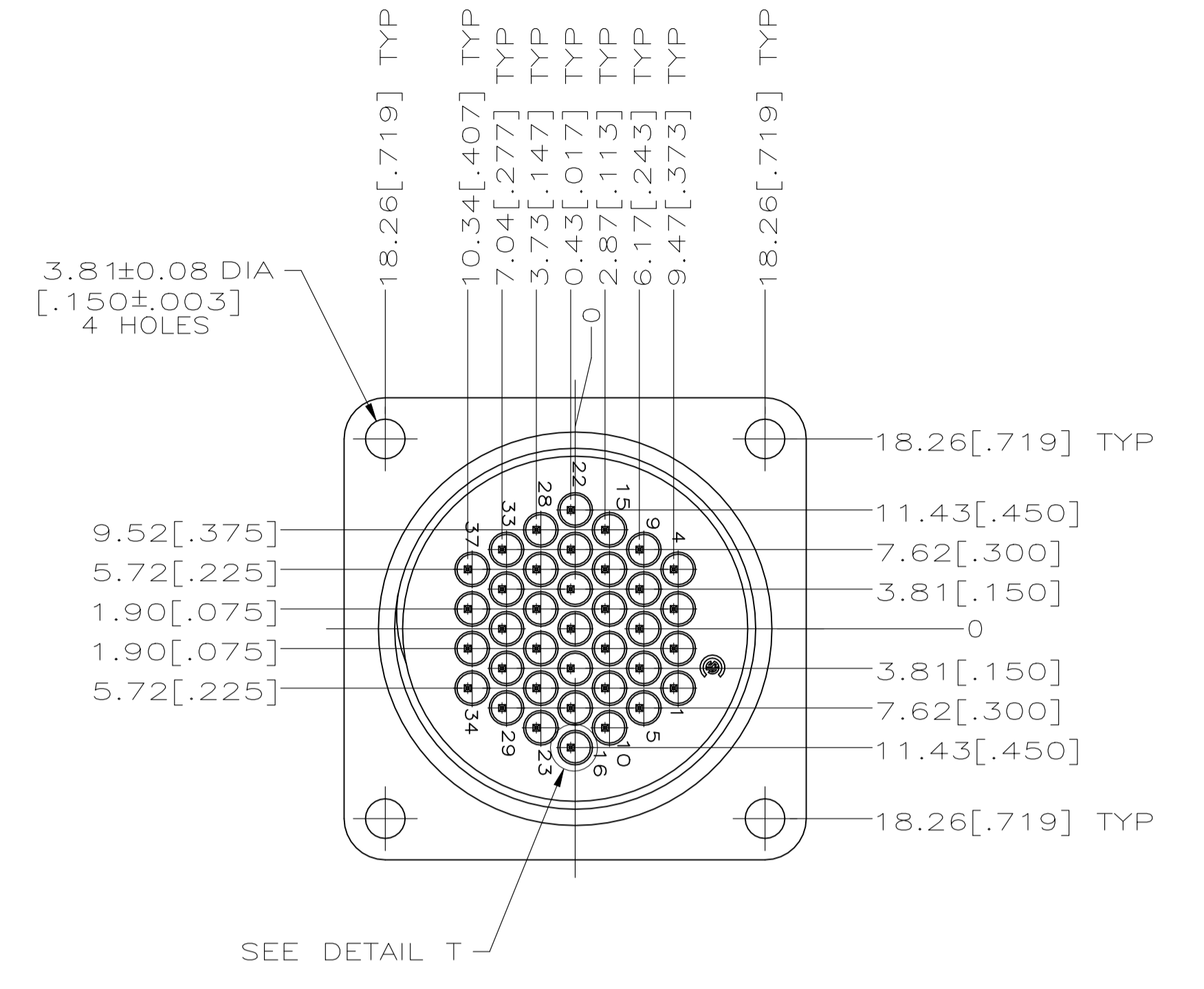
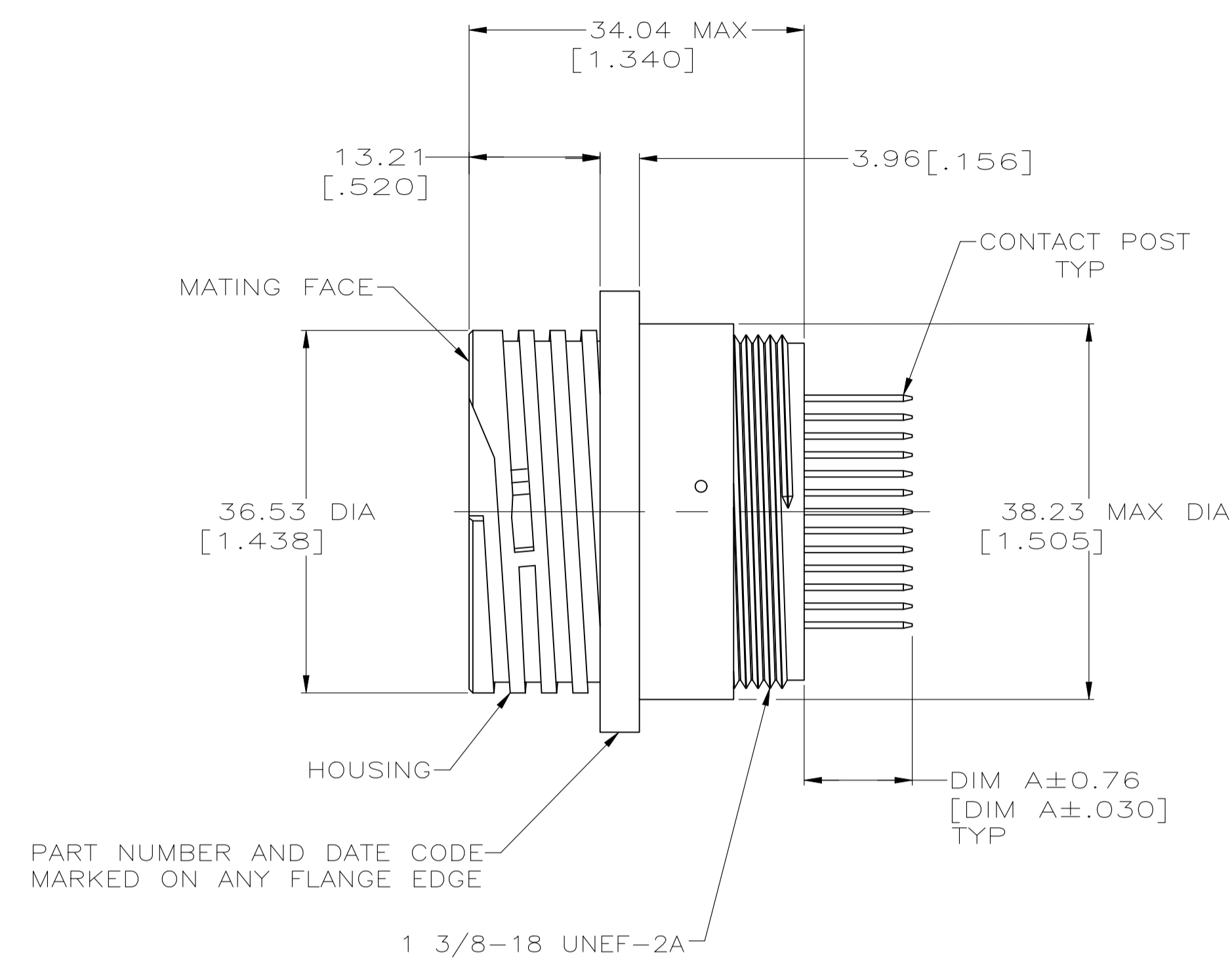
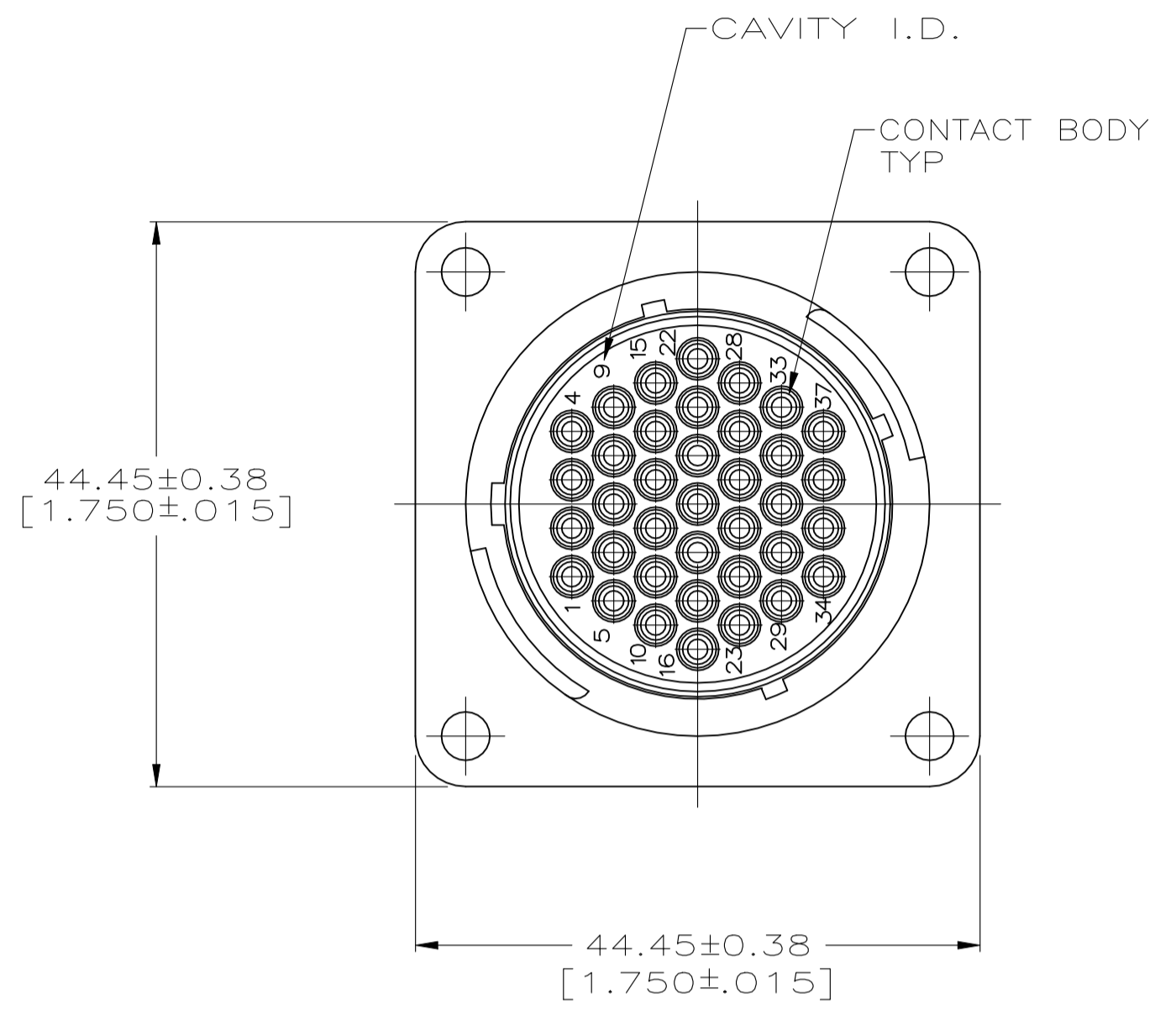


| REVISIONS |           |                           |    |     |      |
|-----------|-----------|---------------------------|----|-----|------|
| REV       | DATE      | DESCRIPTION               | BY | CHK | APPV |
| G2        | 26AUG2022 | REVISED PER ECR-22-150475 | RK | MZ  |      |



- 1 NYLON, UL 94V-0 RATED, BLACK.
- 2 STAINLESS STEEL.
- 3 BRASS.
- 4 CONTACT BODY:  $0.76 \mu\text{m}$  [0.00030] MIN GOLD FOR A LENGTH OF  $5.08$  [0.200] MIN FROM MATING END. GOLD FLASH ON REMAINDER, BOTH OVER  $1.27 \mu\text{m}$  [0.00050] MIN NICKEL. CONTACT POST:  $2.54 \mu\text{m}$  [0.00100] MIN TIN-LEAD OVER  $1.27 \mu\text{m}$  [0.00050] MIN NICKEL.
- 5 RECOMMENDED PC BOARD HOLE SIZE FOR CONTACT POST =  $1.02 \pm 0.08$  [0.040 ± 0.003] DIA.
- 6 CONTACT BODY:  $0.76 \mu\text{m}$  [0.00030] MIN GOLD FOR A LENGTH OF  $5.08$  [0.200] MIN FROM MATING END. GOLD FLASH ON REMAINDER, BOTH OVER  $1.27 \mu\text{m}$  [0.00050] MIN NICKEL. CONTACT POST:  $2.54 \mu\text{m}$  [0.00100] MIN TIN OVER  $1.27 \mu\text{m}$  [0.00050] MIN NICKEL.

| REV    | DATE  | DESCRIPTION   | BY | CHK | APPV     |
|--------|-------|---------------|----|-----|----------|
| 6      |       | 5.59 [0.220]  |    |     | 213854-4 |
| 6      |       | 10.90 [0.429] |    |     | 213854-3 |
| 4      |       | 5.59 [0.220]  |    |     | 213854-2 |
| 4      |       | 10.90 [0.429] |    |     | 213854-1 |
| FINISH | DIM A | PART NUMBER   |    |     |          |

THIS DRAWING IS A CONTROLLED DOCUMENT.

|                                                         |                                        |                       |                        |                 |                  |
|---------------------------------------------------------|----------------------------------------|-----------------------|------------------------|-----------------|------------------|
| DIMENSIONS: mm [INCHES]                                 | TOLERANCES UNLESS OTHERWISE SPECIFIED: | DIN D. HARDY 01-03-95 | APVD R. STONE 01-09-95 | TE Connectivity |                  |
| 0 PLC ± -                                               | 1 PLC ± -                              | 2 PLC ± -             | 3 PLC ± -              | 4 PLC ± -       | ANGLES ± -       |
| MATERIAL: HOUSING: CONTACT SPRING: CONTACT BODY & POST: |                                        | FINISH                | WEIGHT                 | SIZE: A1        | CAGE CODE: 00779 |
| DRAWING NO: 108-10024                                   |                                        | DRAWING NO: 213854    |                        | SHEET 1 OF 1    |                  |
| CUSTOMER DRAWING                                        |                                        | SCALE: 2:1            |                        | REV: G2         |                  |