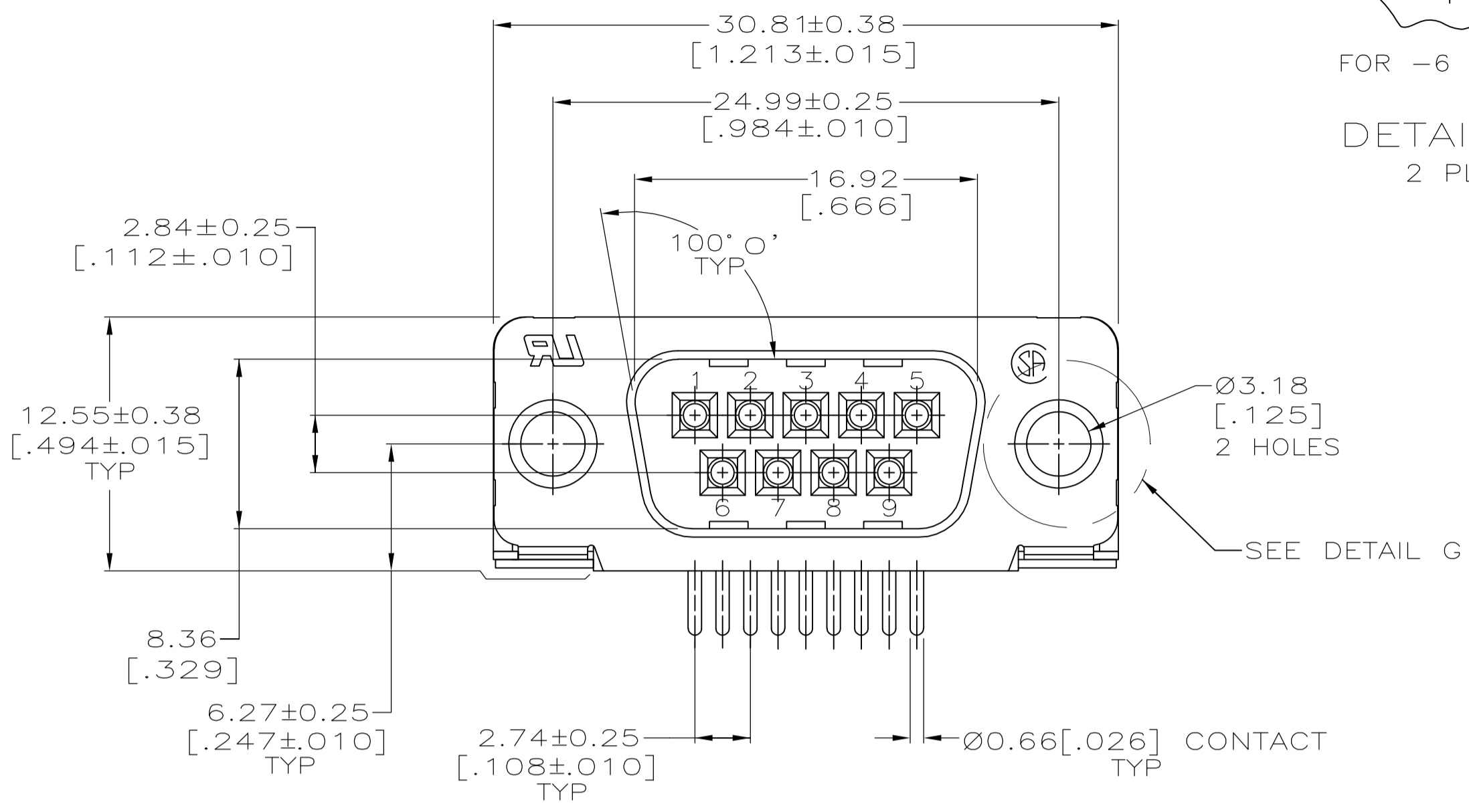
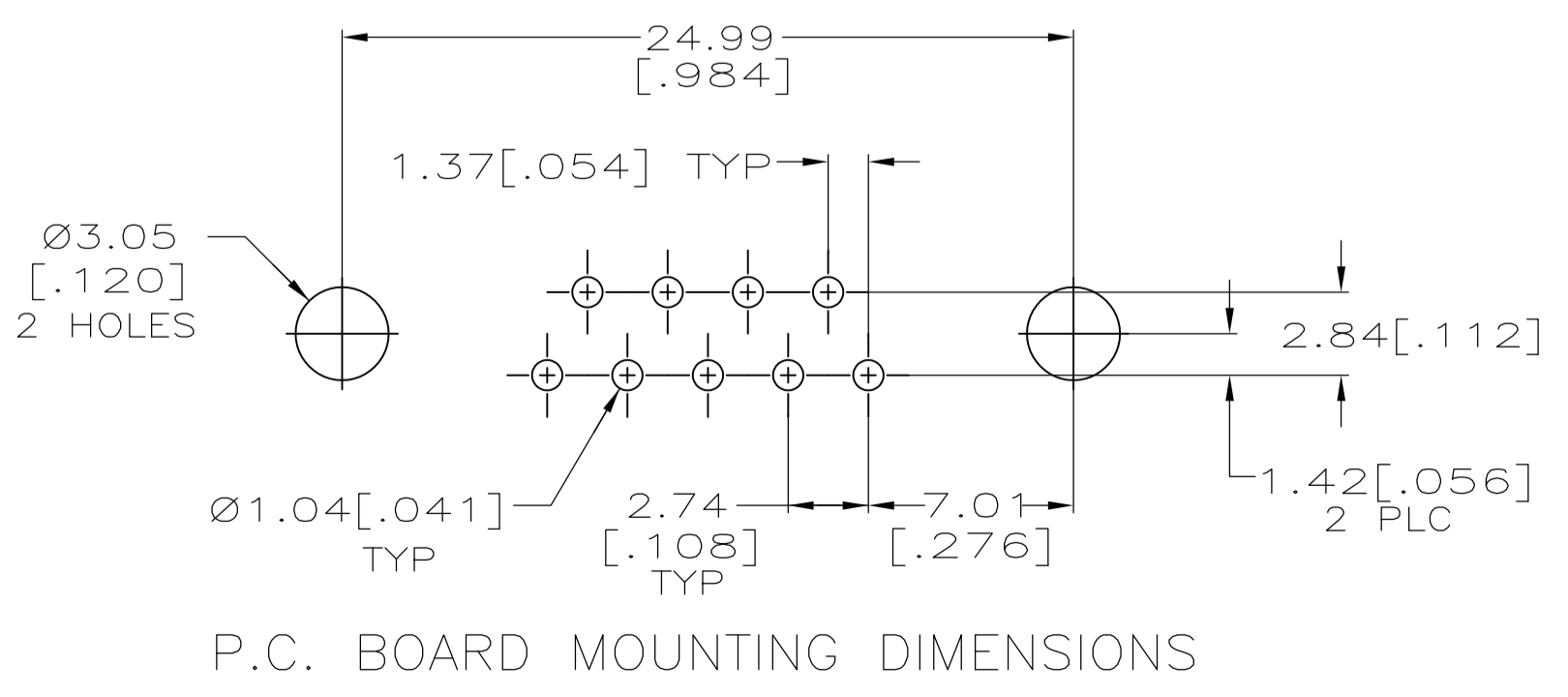
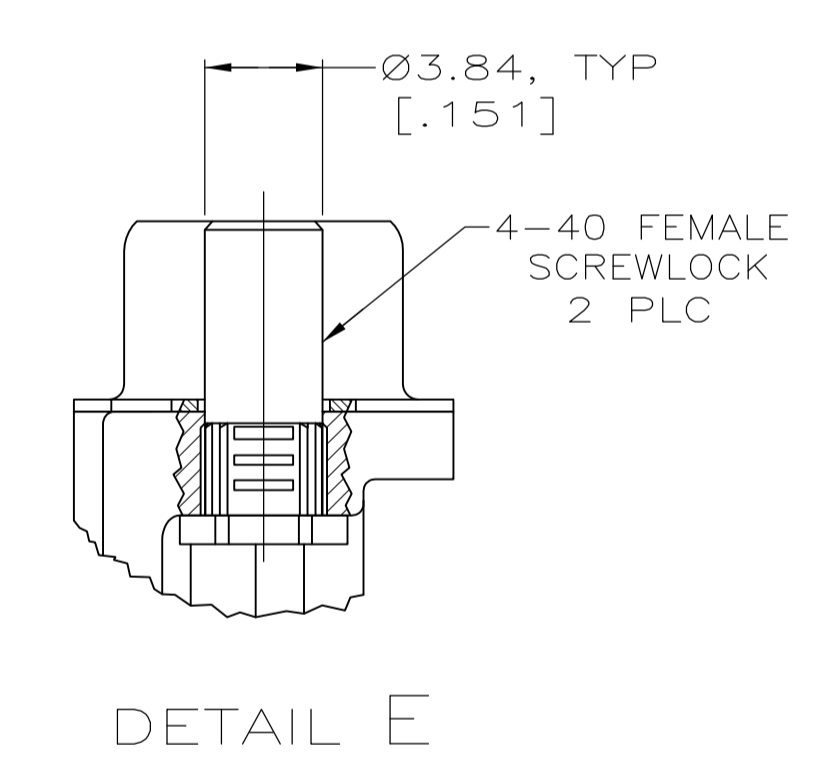
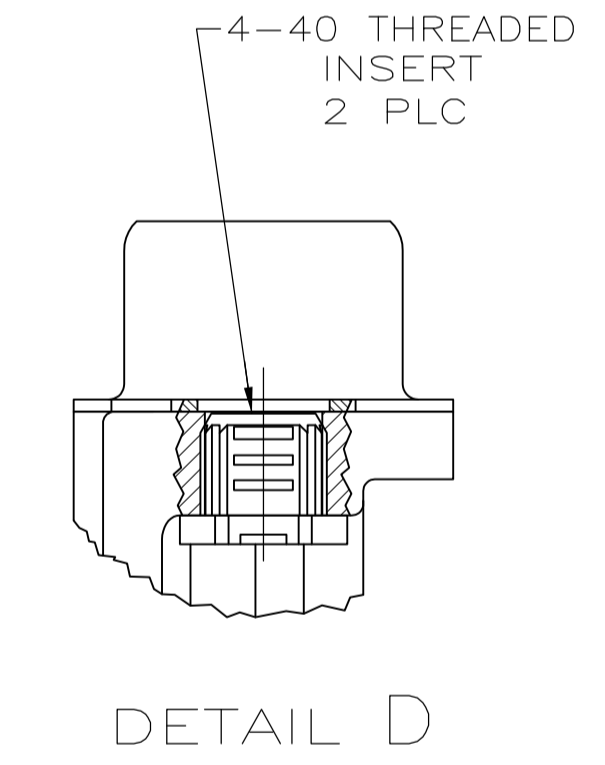
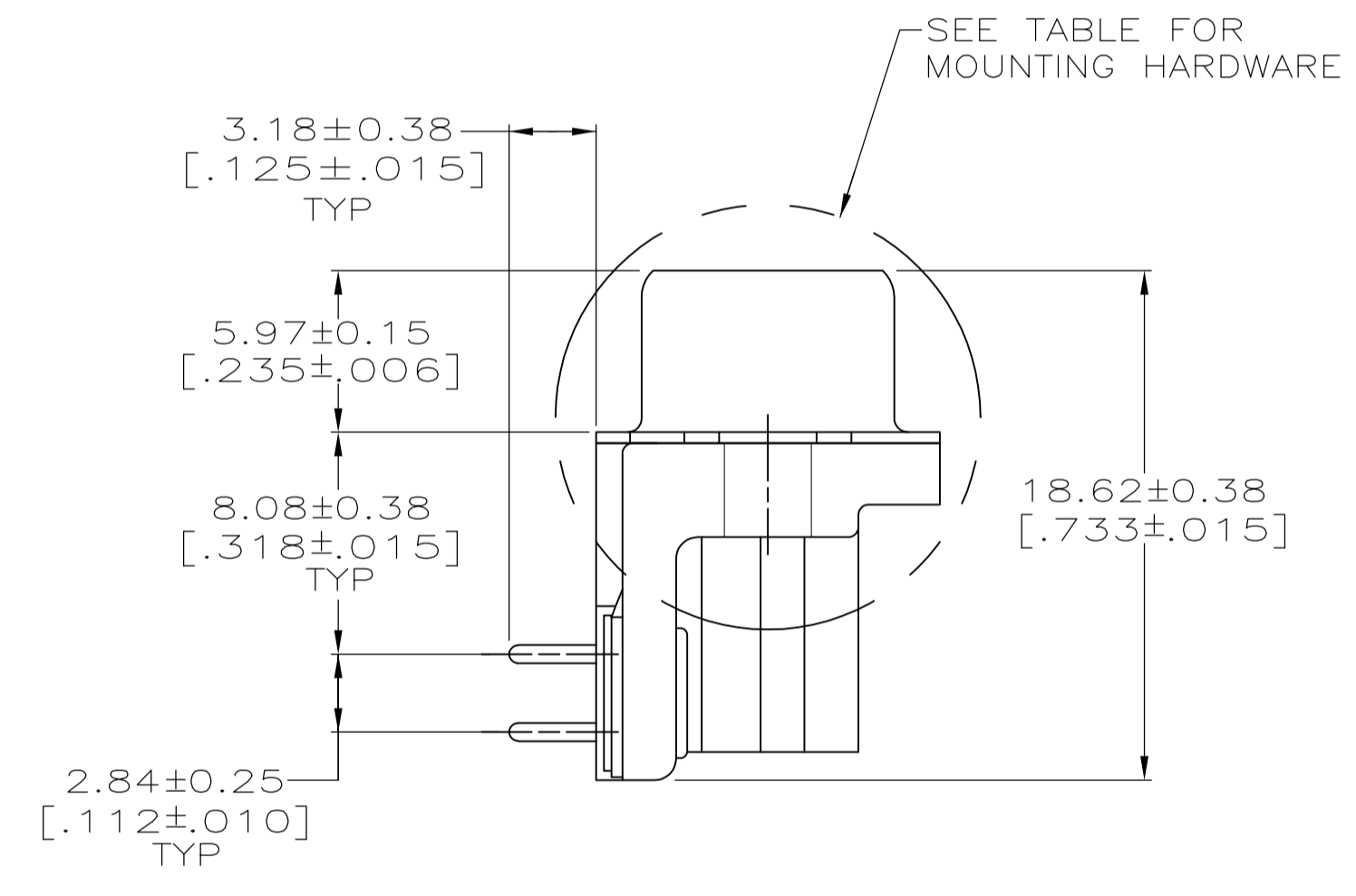
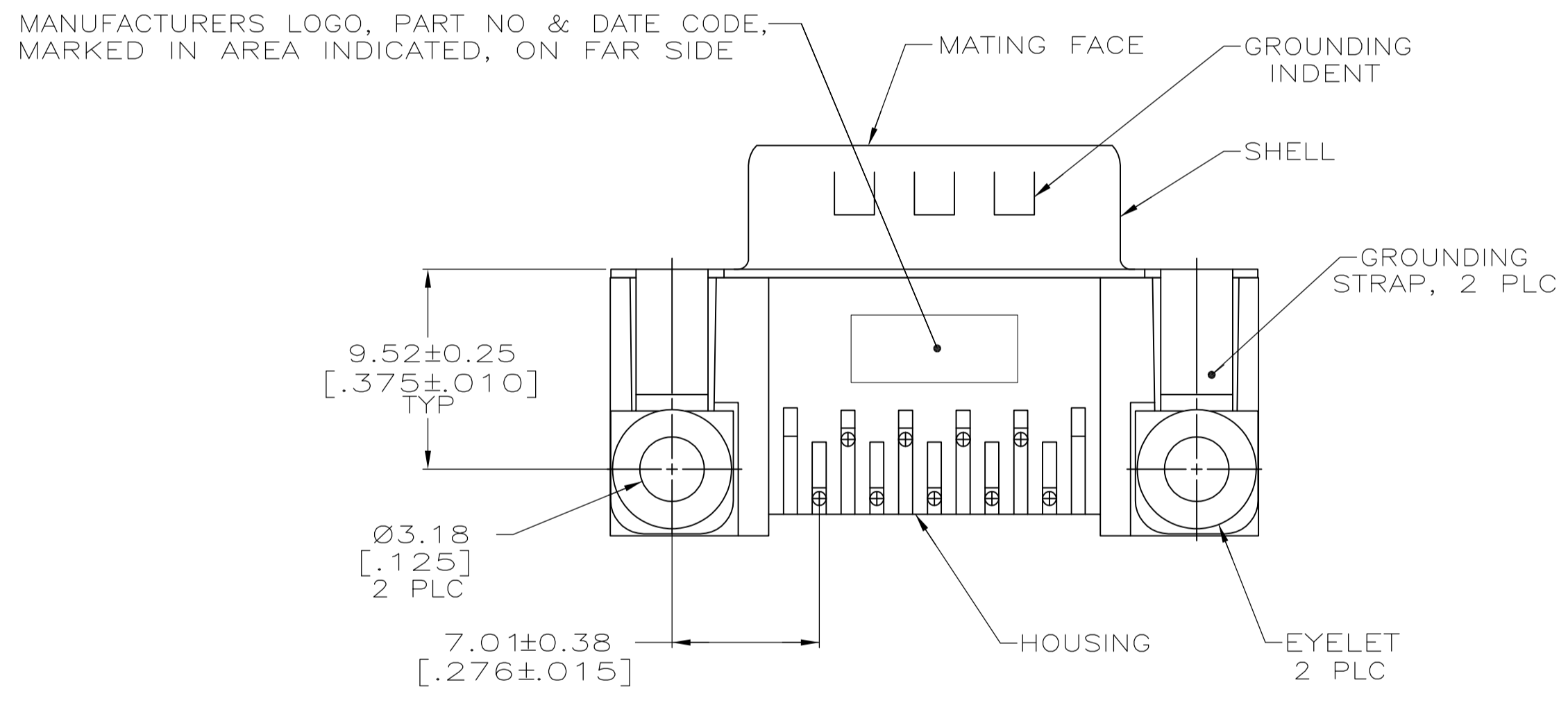


FOR -6 ONLY
DETAIL G
2 PLC



- △ HOUSING: NYLON OR POLYESTER, FLAME RETARDANT, UL 94V-0 RATED, GLASS FILLED, BLACK.
- CONTACTS: BRASS.
- SHELL: CARBON STEEL.
- EYELETS: BRASS.
- SCREWLOCKS AND INSERTS: ZINC.
- △ CONTACTS: SEE TABLE.
- SHELL: 2.54µm [.000100] MIN TIN OVER 1.27µm [.000050] MIN COPPER.
- EYELETS: 5.08µm [.000200] MIN TIN OVER COPPER FLASH.
- SCREWLOCKS AND INSERTS: CLEAR CHROMATE.
- △ GOLD FLASH ON THE MATING SURFACES, 2.54µm (.000100) MIN TIN PLATE ON THE SOLDER END, 1.27µm (.000050) MIN NICKEL UNDERPLATE ON THE ENTIRE CONTACT.
- △ 0.76µm (.000030) MIN GOLD PLATE ON THE MATING SURFACES, 2.54µm (.000100) MIN TIN PLATE ON THE SOLDER END, 1.27µm (.000050) MIN NICKEL UNDERPLATE ON THE ENTIRE CONTACT -OR- GOLD FLASH OVER PALLADIUM-NICKEL PLATE, 0.76µm (.000030) MIN TOTAL ON THE MATING SURFACES, 2.54µm (.000100) MIN TIN PLATE ON THE SOLDER END, 1.27µm (.000050) MIN NICKEL UNDERPLATE ON THE ENTIRE CONTACT.



SEE DETAIL E	△	5747250-6
SEE DETAIL D	△	5747250-4
-	△	5747250-3
-	△	5747250-2
MOUNTING HARDWARE	CONTACT FINISH	PART NUMBER

**COPYRIGHT 2005
TYCO ELECTRONICS CORP
ALL RIGHTS RESERVED**

THIS DRAWING IS A CONTROLLED DOCUMENT. DIMENSIONING AND TOLERANCING PER ASME Y14.5M-2009

DIMENSIONS: mm [INCHES]	TOLERANCES UNLESS OTHERWISE SPECIFIED:	DIN A FERNANDEZ-DOCKS 04-12-05	APVD S. BOLASH 04-12-05	NAME M. WALMSLEY 04-12-05	RESTRICTED TO
0 PLC ± -	1 PLC ± -	2 PLC ± 0.13[.005]	3 PLC ± -	4 PLC ± -	ANGLES ± ± 20
MATERIAL	FINISH	SIZE A1	WEIGHT	CAGE CODE 00779	DRAWING NO 5747250
CUSTOMER DRAWING		SCALE 1:1	SHEET 1 OF 1	REV C	

STE TE Connectivity

PLUG ASSEMBLY, SIZE 1, 9 POSITION, RIGHT ANGLE, FRONT METAL SHELL, .318 SERIES, AMPLIMITE HD-20