

Sealed Rocker Switch



Single and Double Pole

KM Series

Features

- Snap-in mounting
- RoHS compliant
- 100,000 cycles mechanical life
- IP56
- Switches up to 20 A
- Lighted and non-lighted versions available

Standard Parts¹

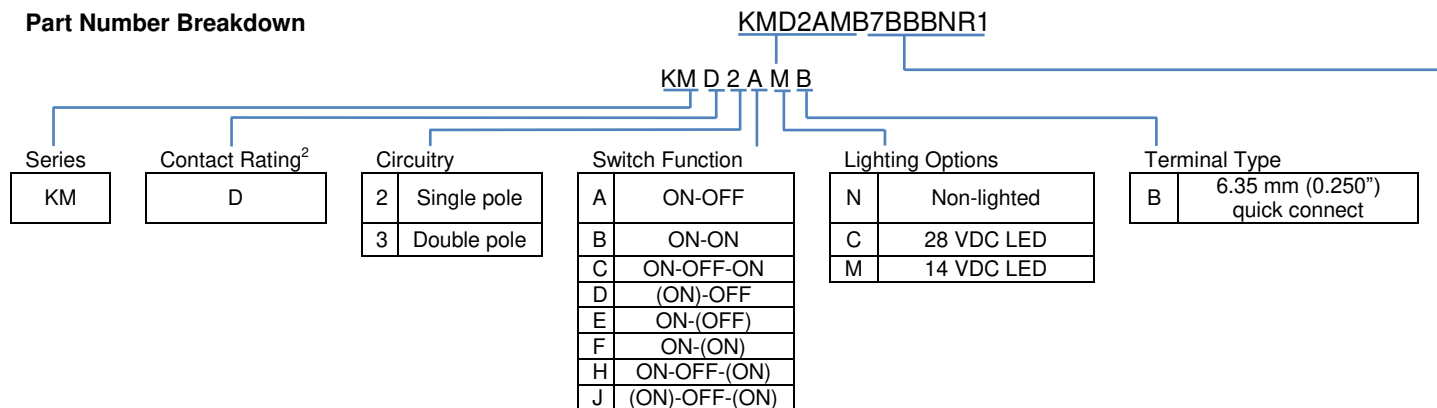
North America and Europe

KMD2AMB7BBNR1 KMD2CNB1BBNNNN KMD3CMB8BBBRG2

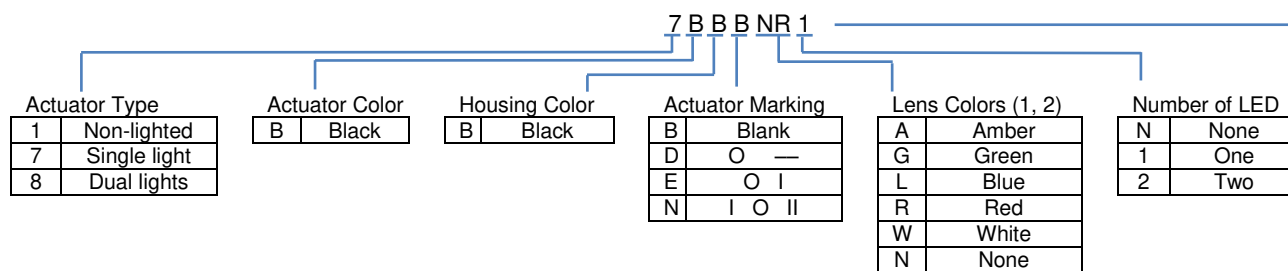
¹The part number configuration matrix below provides details to the part numbers above.

For configurable part numbers that are not listed above, not listed in your region, or for custom part numbers, contact the factory or your distributor.

Part Number Breakdown



²See Electrical Specifications section



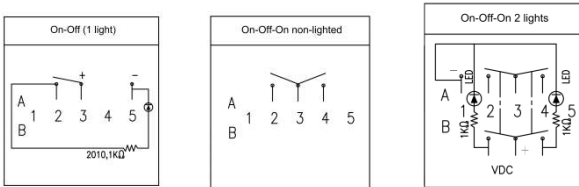
Electrical Specifications

Dielectric Strength	1500 VAC for 1 minute	
Insulation Resistance	100 MΩ min at 500 VDC	
Initial Contact Resistance	0.050 Ω max	
Electrical Ratings:		
Lighting Option:	VAC:	VDC:
N	20 A 125 VAC / 10 A 250 VAC	21 A 14 VDC
C, M	N/A	21 A 14 VDC

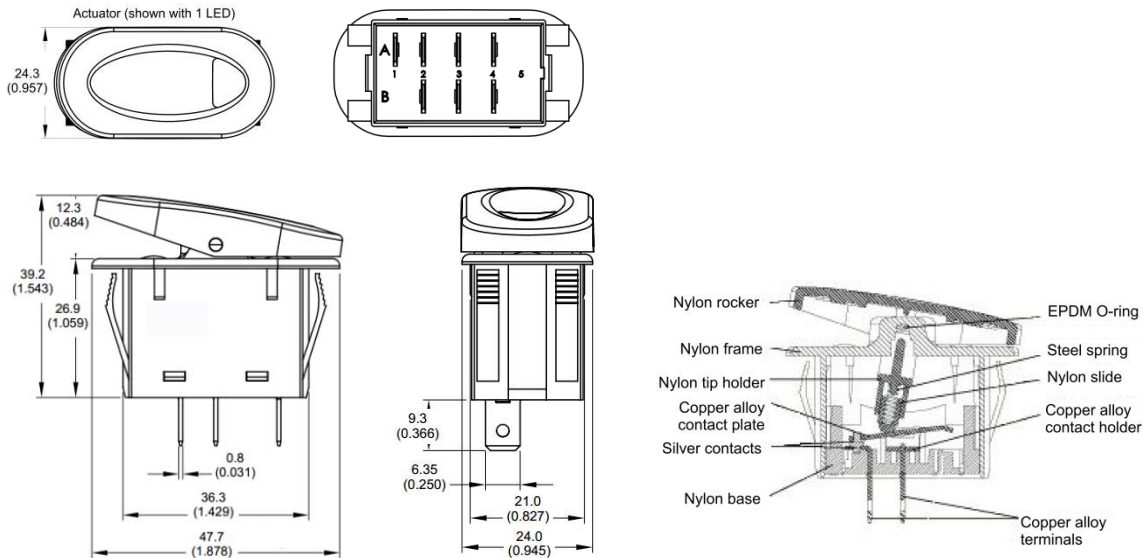
Material and Environmental Specifications

Actuator	Soft Material Molded Polycarbonate Lens	
Housing	Nylon 66 94 V-2	
Bezel	Nylon 66 with 33% Glass Fiber	
Spring	Steel	
Contacts	Silver-Plated Copper Alloy	
Movable Arm	Silver-Plated Copper Alloy	
Terminals	Silver-Plated Copper Alloy	
Operating Temperature Range	-25 °C to +85 °C (-13 °F to +185 °F)	
Ingress Protection	IP56	

Circuitry and Switch Functions



Dimensions mm (inches)



Recommended Panel Cut-Out Dimensions

Panel thickness	Dimension Y	Dimension X
0.75 to 1.25 (0.030 to 0.049)	36.6±0.2 (1.441±0.004)	
1.25 to 2.00 (0.049 to 0.079)	36.8±0.2 (1.449±0.004)	21.2±0.1 (0.835±0.004)
2.00 to 3.00 (0.079 to 0.118)	37.0±0.2 (1.457±0.004)	