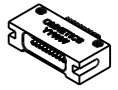
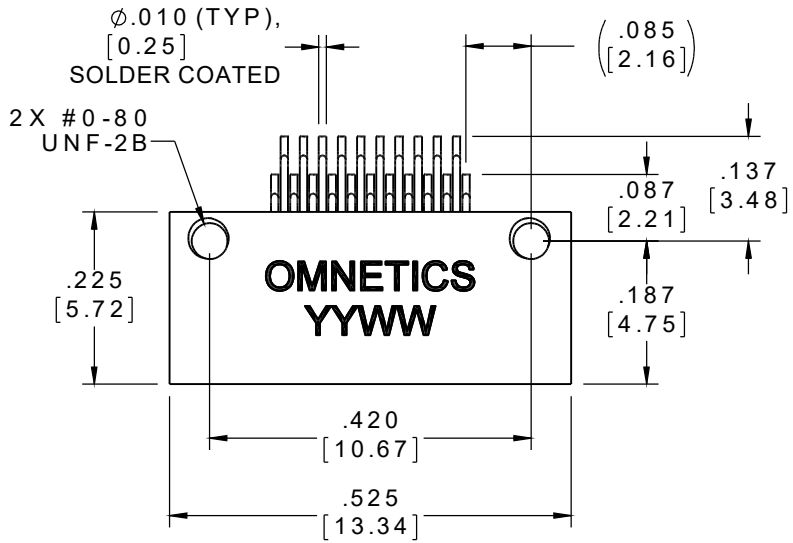


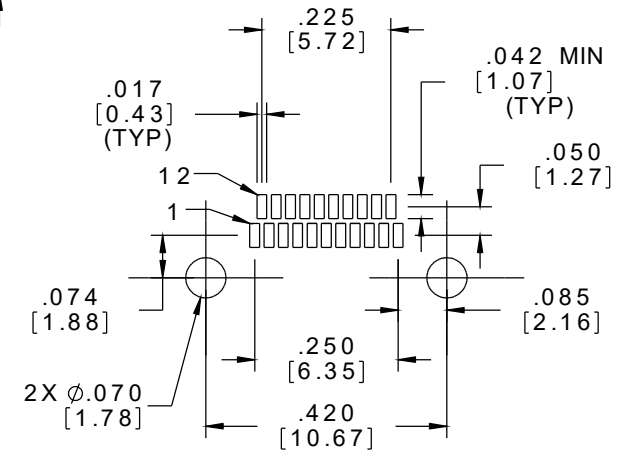
PART NO.	A 29051-021	REV	ECO	DATE	APP
		A	102559	05-04-16	TLM

MATERIALS & SPECIFICATIONS

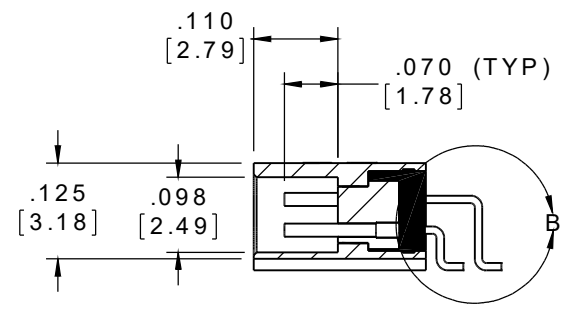
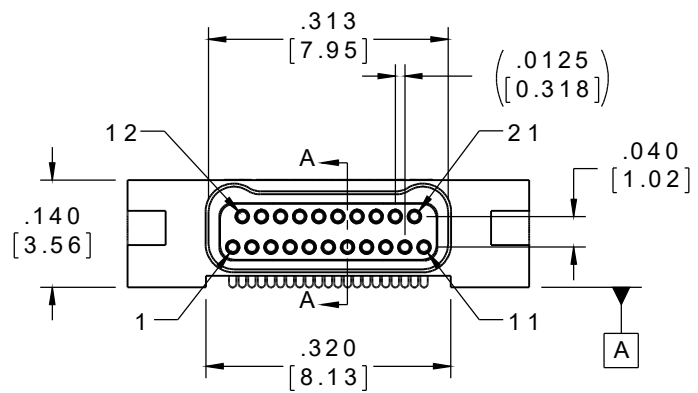
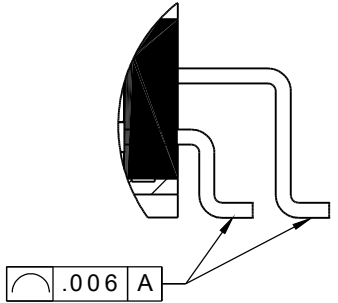
- HOUSING:**
ALUMINUM 6061-T6, NICKEL
PLATE PER SAE-AMS-2404
- INSULATOR:**
LIQUID CRYSTAL POLYMER (LCP)
PER ASTM D5138
- CONTACTS:**
COPPER ALLOY PER MIL-DTL-
32139, GOLD PLATED PER ASTM
B488, (HARD GOLD) TYPE II
CODE C CLASS 1.27
- TERMINATIONS:**
SOLDER COATED WITH SN63A
PER J-STD-006
- CURRENT RATING:**
1 AMP MAX PER MIL-DTL-32139
- CONTACT RESISTANCE:**
71 MILLIOHM MAX (71mV DROP
MAX) @ 1.0 AMPS PER MIL-
DTL-32139
- PERFORMANCE:**
PRODUCT FAMILY TESTED TO AND
PASSED THE PERFORMANCE
SPECIFICATIONS OF TABLE VIII OF
MIL-DTL-32139



ACTUAL SIZE



SUGGESTED PAD LAYOUT



NOTE:
DIMENSIONS IN [] ARE IN
MILLIMETERS UNLESS
OTHERWISE NOTED AND ARE
FOR REFERENCE ONLY

MNSL SLD/W	THIRD ANGLE ϕ	THIS DRAWING CONTAINS CONFIDENTIAL AND PROPRIETARY INFORMATION WHICH IS THE PROPERTY OF OMNETICS CONNECTOR CORPORATION. THIS DOCUMENT MAY NOT, IN WHOLE OR IN PART, BE DUPLICATED, OR DISCLOSED FOR ANY PURPOSE, WITHOUT WRITTEN PERMISSION FROM OMNETICS CONNECTOR CORP.		OMNETICS CONNECTOR CORPORATION 7260 COMMERCE CIRCLE EAST MINNEAPOLIS, MN 55432 WWW.OMNETICS.COM	CAGE CODE 61873		
	-TOLERANCES- UNLESS OTHERWISE NOTED DIMENSIONS IN INCHES	DFTM. TLM	DATE 05-03-16		TITLE: (21) SOCKET FEMALE LATCHING Bi-Lobe® CONNECTOR	DWG NO. A29051-021	
	2 PL DEC ± .01	CHK'D.	DATE			SHEET 1 OF 1	REV
	3 PL DEC ± .005	APP'D.	DATE			SCALE: 4:1	A