

1

2

3

4

5

6

7

A

B

C

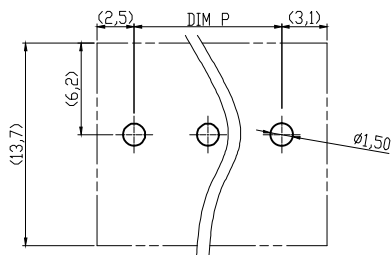
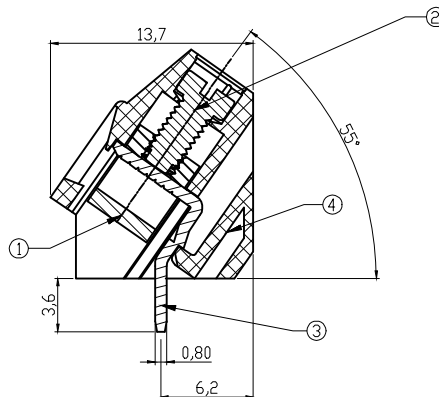
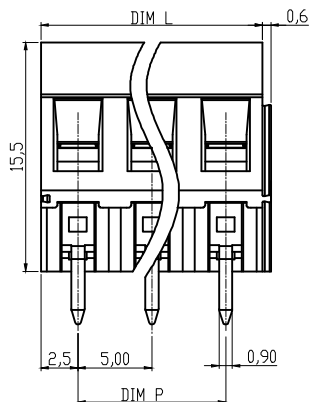
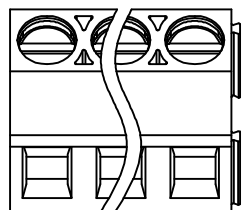
D

E

F

G

H



RECOMMENDER PCB LAYOUT

Material

- ① Clamp: Brass, Ni plated
- ② Terminal screw: Steel Zinc plating "-" slot type
- ③ Wire guard solder pin: Brass, Tin plated
- ④ Terminal housing: Thermoplastic (UL94V-0), GREEN

Electrical UL

Voltage rating: 300VAC
 Current rating: 10A
 Wire range:
 Solid wire(AWG): 12-24
 Stranded wire(AWG): 12-24
 Torque(Lb-In): 3.5
 Screw: M2.5
 Wire strip length: 6-7mm
 Withstanding Voltage: 1.6KV
 Operating temperature: -40°C to +115°C
 Soldering temperature: 250°C±10°C/5 Sec
 Safety Approval:



DIMENSION

L	Nx5.0
P	(N-1)x5.0

N=Number of poles

Poles	Tolerance
	DIM L&DIM P
4p-8p	±0.15
9p-14p	±0.25
15p-20p	±0.35
21p-24p	±0.40

Scale	1:1					Date	Name	Customer-No.
TOLERANCE						Drawn	19.04.2010	Alex
X.	±0.50					Approved	18.04.2016	Joanna
X.X	±0.30							
X.XX	±0.10							
DIM	TOL	①	Add UL	18.04.2016	Joanna	ASSMANN WSW-No. A-TB500-T2xxSB		
X.°	±1°	②	Drawn	19.04.2010	Alex			
Angle	TOL	Id.	Modification	Date	Name	ASSMANN WSW/ components		Drawing-No. ASS 4101 CO
								rev01
								Sheet

RoHS compliant

Unit: mm



File No.: E349947

1

2

3

4

5

6

7

A

B

C

D

E

F

G

H