

## Sensor/Actuator cable - SAC-12P-MS/ 1,5-PUR/FS SCO - 1405281

Please be informed that the data shown in this PDF Document is generated from our Online Catalog. Please find the complete data in the user's documentation. Our General Terms of Use for Downloads are valid (<http://download.phoenixcontact.com>)

Sensor/actuator cable, 12-pos., PUR/PVC, RAL 9005 (black), shielded, straight M12-SPEEDCON plug (A-coded) to straight M12-SPEEDCON socket (A-coded), cable length: 1.5 m



### Key commercial data

Packing unit	1 pc
Minimum order quantity	50 pc
Weight per Piece (excluding packing)	140.0 GRM
Custom tariff number	85444290
Country of origin	Germany

### Technical data

#### Ambient conditions

Degree of protection	IP65
	IP67
	IP68

#### General

Rated current at 40°C	1.5 A
Rated voltage	30 V
Number of positions	12
Standards/regulations	M12 connector IEC 61076-2-101
Status display	No
Surge voltage category	II
Pollution degree	3

#### Material

Inflammability class according to UL 94	V0
Contact material	CuZn
Contact surface material	Ni/Au
Contact carrier material	PA 66
Material of grip body	TPU, hardly inflammable, self-extinguishing
Material, knurls	Zinc die-cast, nickel-plated
Sealing material	NBR

# Sensor/Actuator cable - SAC-12P-MS/ 1,5-PUR/FS SCO - 1405281

## Classifications

eCl@ss

eCl@ss 4.0	27060306
eCl@ss 4.1	27060306
eCl@ss 5.0	27061801
eCl@ss 5.1	27061801
eCl@ss 6.0	27061801
eCl@ss 7.0	27061801
eCl@ss 8.0	27061801

## ETIM

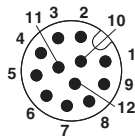
ETIM 3.0	EC001855
ETIM 4.0	EC001855
ETIM 5.0	EC000830

## UNSPSC

UNSPSC 6.01	31251501
UNSPSC 7.0901	31251501
UNSPSC 11	31251501
UNSPSC 12.01	31251501
UNSPSC 13.2	31251501

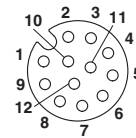
## Drawings

Schematic diagram



Pin assignment M12 male connector, 12-pos., male side view

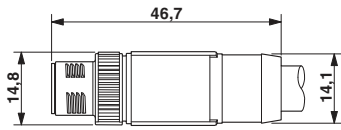
Schematic diagram



Pin assignment M12, 12-pos., female side view

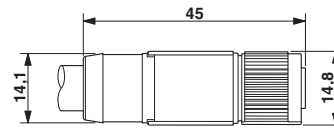
# Sensor/Actuator cable - SAC-12P-MS/ 1,5-PUR/FS SCO - 1405281

Dimensioned drawing




M12 SPEEDCON plug, straight, shielded

Dimensioned drawing



Socket M12-SPEEDCON, straight, shielded

Circuit diagram



Contact assignment of the M12 plug and the M23 socket