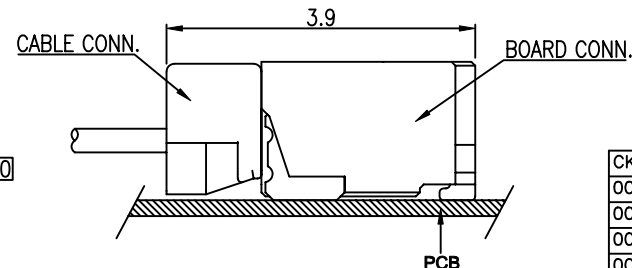
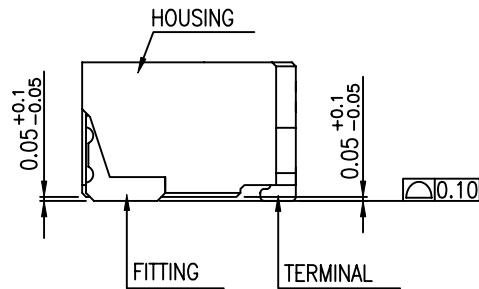
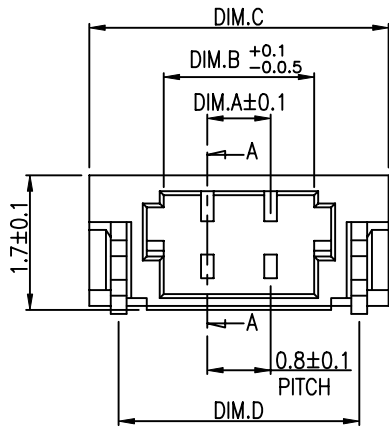


PCB PATTREN LAYOUT

NOTES:

- 1. MATERIAL:
 - HOUSING: HALOGEN FREE HIGH TEMPERATURE THERMOPLASTIC, UL94V-0.
 - TERMINAL: COPPER ALLOY.
 - FITTING NAIL: COPPER ALLOY.
- 2. FINISH:
 - UNDER PLATING: 30~60u" NICKEL OVERALL.
 - CONTACT AREA, SOLDER TAIL AND FITTING NAIL: SELECTIVE GOLD PLATED OVERALL(SEE P/N DESCRIPTION).
- 3. REFLOW SOLDER CAPABLE TO 260°C PEAK TEMP. FOR 10 SECONDS MAX.
- 4. SPEC. PLS. REFER TO GS-12-0929.
- 5. PACKAGE PLS. REFER TO GS-14-2102.
- 6. PART NUMBER DESCRIPTION:
 - 10116780-XXX X X X LF
 - NO OF CONTACTS(CKT) ——— X ——— X ——— X ——— LF ——— LEAD FREE
 - PACKING ——— X ——— X ——— X ——— X ——— COLOR
 - 0: TAPE & REEL ——— X ——— X ——— X ——— X ——— 0: BLACK
 - PLATING ——— X ——— X ——— X ——— X ——— 1: 1u" MIN. GOLD FLASH OVERALL (TERMINAL AND FITTING NAIL)

A

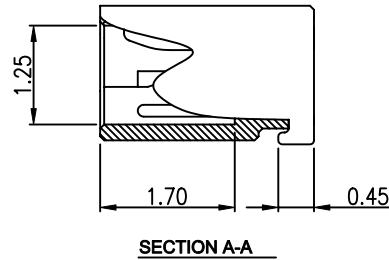
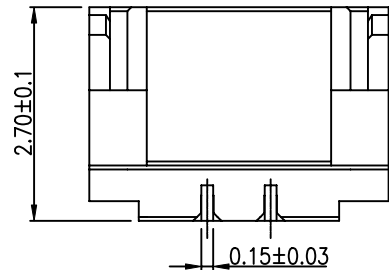


MATED CONDITION

ORDERING INFORMATION FOR USER REFERENCE

NAME	PART NO.
BOARD CONN.	10116780-XXXXXXLF
CABLE CONN.	10116781-XXXXXXLF

CKT	Dim.A	Dim.B	Dim.C	Dim.D	CKT	Dim.A	Dim.B	Dim.C	Dim.D
002	0.80	1.90	3.78	3.04	010	7.20	8.30	10.18	9.44
003	1.60	2.70	4.58	3.84	011	8.00	9.10	10.98	10.24
004	2.40	3.50	5.38	4.64	012	8.80	9.90	11.78	11.04
005	3.20	4.30	6.18	5.44	014	10.40	11.50	13.38	12.64
006	4.00	5.10	6.98	6.24	015	11.20	12.30	14.18	13.44
007	4.80	5.90	7.78	7.04	016	12.00	13.10	14.98	14.24
008	5.60	6.70	8.58	7.84	018	13.60	14.70	16.58	15.84
009	6.40	7.50	9.38	8.64					



SECTION A-A

mat'l. code		surface ASME Y14.5 ✓		tolerance ASME Y14.5		projection		product family	
ltr		ecn no dr		date		tolerances unless otherwise specified		title	
A		WL		05/11/11		angles		0.8mm WIRE TO BOARD SMT R/A TYPE	
B		T-004781 WL		08/03/11		.X ± 0.25		MM	
						.XX ± 0.15		[INCH]	
						X±2"		scale	
						.XXX ± 0.10			
				dr		WENDY CHEN 03/11/11		dwg no	
				engr		WENDY CHEN 03/11/11		sheet 1 of 1	
				chr		WENDY CHEN 03/11/11		size	
				appd		GARY HSIEH 03/11/11		10116780	
								A4	
sheet index		revision sheet		B 1				type	
								CUSTOMER Drawing	



B