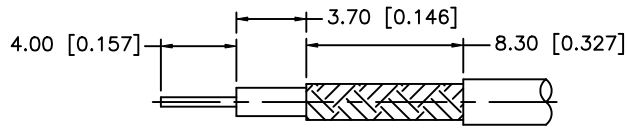
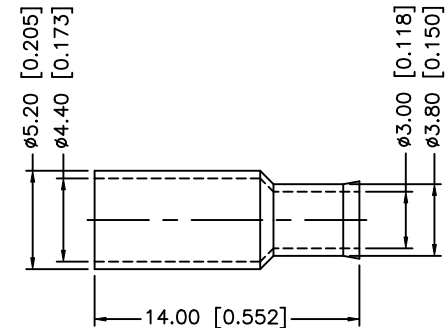
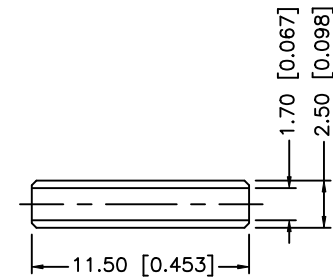
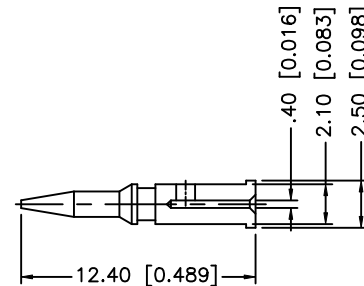
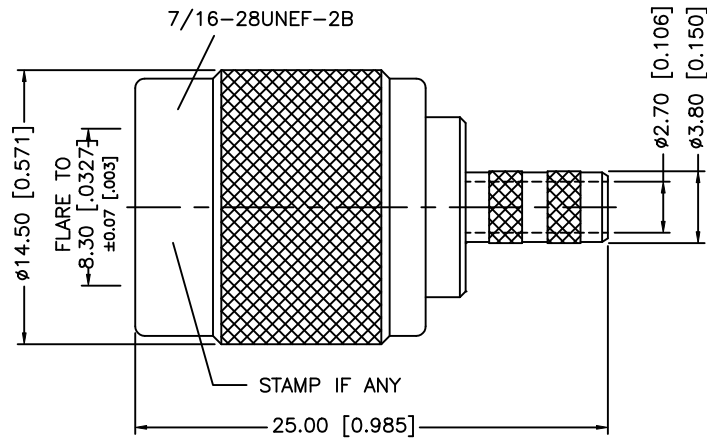


REV.	DATE	ECR NO.	DESCRIPTION
NC	04/22/07	-	INITIAL RELEASE
A	10/15/08	-	REVISE 174/U TO 179/U CABLE CALL OUT.



RECOMMENDED
CABLE STRIPPING DIM'S



NOTES:

1. CRIMPED FERRULE HEX CRIMP SIZE .178" [4.52]
2. CRIMPED CONTACT PIN HEX CRIMP SIZE .068" [1.73]

QTY	DESCRIPTION	MATERIAL	FINISH	QTY
1	SHELL/BODY	BRASS	NICKEL	1
2	CONTACT PIN	BRASS	GOLD	1
3	INSULATOR	DELTRIN	NATURAL	1
4	SLEEVE	DELTRIN	NATURAL	1
5	FERRULE	COPPER	NICKEL	1
6				
7				
8				

UNLESS OTHERWISE SPECIFIED DIMENSIONS ARE IN MILLIMETERS. DIMENSIONS IN [] ARE IN INCHES AND FOR CUSTOMER REFERENCE ONLY.

UNLESS OTHERWISE SPECIFIED TOLERANCES FOR MILLIMETERS ARE:
0.5 - 8mm ± 0.20mm
8 - 30mm ± 0.40mm
30 - 120mm ± 0.50mm

UNLESS OTHERWISE SPECIFIED TOLERANCES FOR INCHES ARE:
.020 - .315 ± 0.007"
.315 - 1.180 ± 0.015"
1.180 - 4.724 ± 0.020"

DO NOT SCALE DRAWING

APPROVALS	DATE
DRAWN G.R.S.	10/15/08
CHECKED	
ISSUED	
SHEET 1 OF 1	
CAD FILE C:/122/122117.DWG	

Amphenol Connex

**TNC CRIMP PLUG
(FOR RG-179/U, 187/U, B9221 CABLE)**

PART NO.	DWG. NO.	REV.	SIZE	SCALE
122117	122117.DWG	A	A	NA