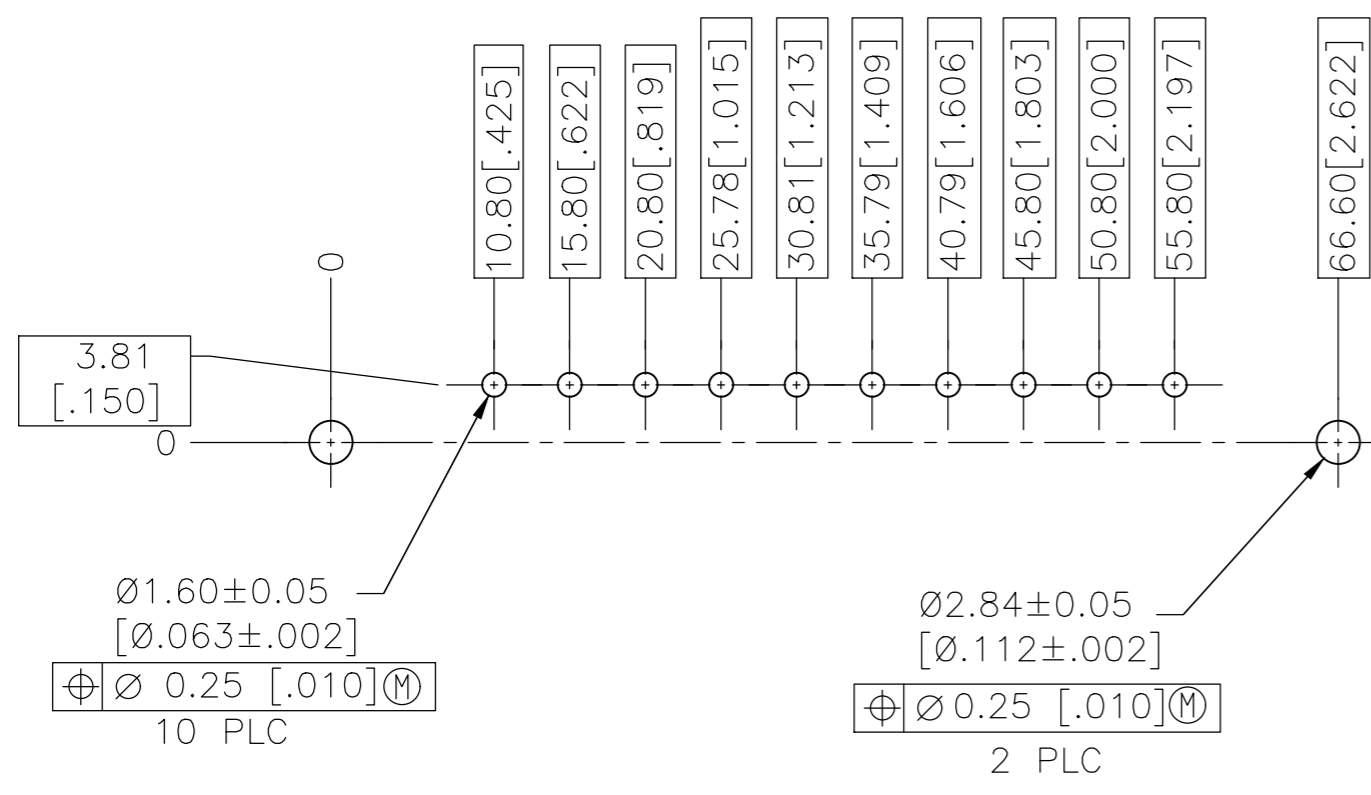
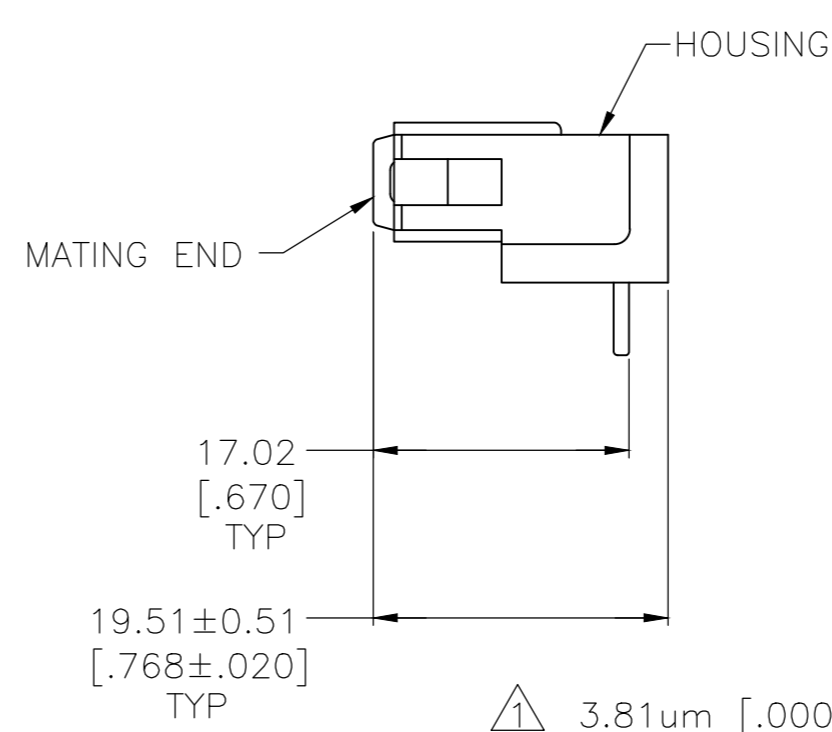
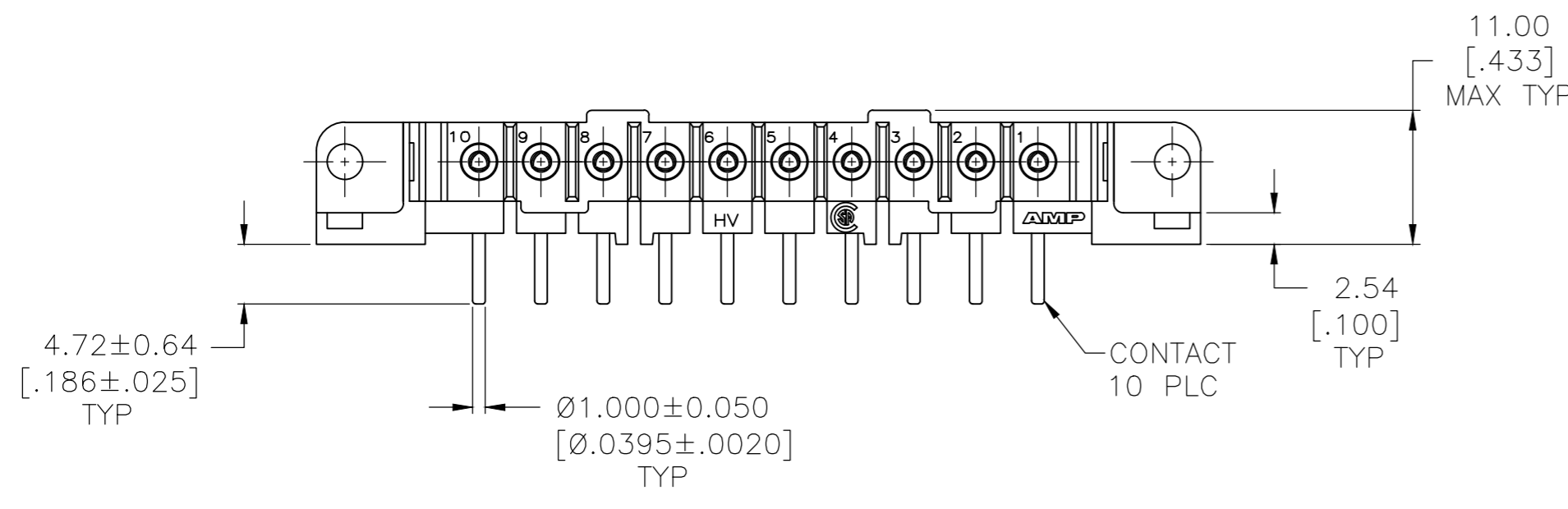
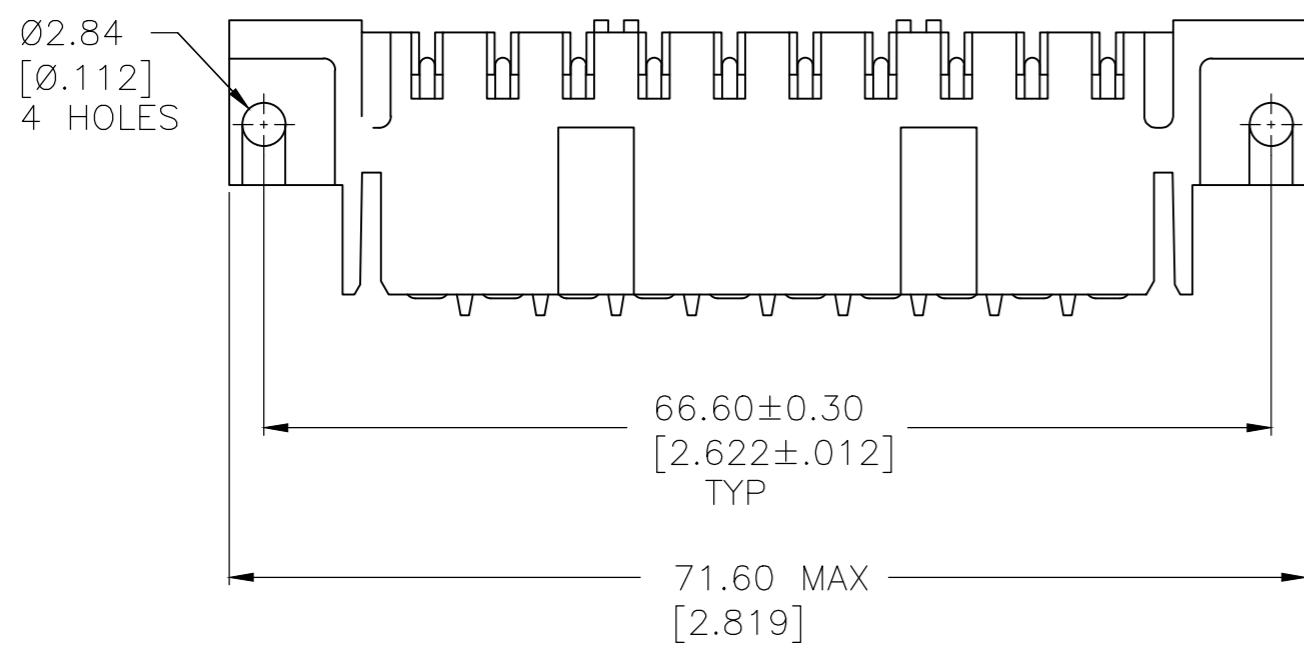


THIS DRAWING IS UNPUBLISHED. RELEASED FOR PUBLICATION  
 © COPYRIGHT - By - ALL RIGHTS RESERVED.

| REVISIONS |     |                           |           |     |      |
|-----------|-----|---------------------------|-----------|-----|------|
| P         | LTR | DESCRIPTION               | DATE      | DWN | APVD |
| K         |     | REVISED PER ECO-18-000443 | 30JAN2018 | RS  | MZ   |
| L         |     | REVISED PER ECO-20-001564 | 05FEB2020 | SG  | MZ   |



- 1 3.81um [.000150] MIN TIN-LEAD OVER 0.76um [.000030] MIN NICKEL.
- 2 0.76um [.000030] MIN GOLD FOR A LENGTH OF 5.08 [.200] MIN FROM MATING END, 3.81um [.000150] MIN TIN-LEAD FOR A LENGTH OF 5.23 [.206] MIN FROM OPPOSITE END, BOTH OVER 1.27um [.000050] MIN NICKEL.
- 3 3.81um [.000150] MIN TIN OVER 0.76um [.000030] MIN NICKEL.
- 4 0.76um [.000030] MIN GOLD FOR A LENGTH OF 5.08 [.200] MIN FROM MATING END, 3.81um [.000150] MIN TIN FOR A LENGTH OF 5.23 [.206] MIN FROM OPPOSITE END, BOTH OVER 1.27um [.000050] MIN NICKEL.
- 5 HOUSING MATERIAL: PA66, BLACK, UL 94 V-0 RATED.
- 6 CONTACT HOOD: STAINLESS STEEL  
CONTACT BODY: PHOSPHOR BRONZE

|                |             |
|----------------|-------------|
| 4              | 207612-7    |
| 3              | 207612-6    |
| 2              | 207612-3    |
| 1              | -207612-1   |
| CONTACT FINISH | PART NUMBER |

RECOMMENDED PC BOARD LAYOUT

|  |  |                         |   |  |
|--|--|-------------------------|---|--|
| THIS DRAWING IS A CONTROLLED DOCUMENT. |  | DWN L.SIPE 08/06/92     | TE Connectivity Ltd.                                |  |
| DIMENSIONS: mm [INCHES]                |  | CHK J.McCLINTON 8-11-92 | SOCKET HEADER ASSEMBLY, 10 POSN, IN-LINE, METRIMATE |  |
| TOLERANCES UNLESS OTHERWISE SPECIFIED: |  | APVD -                  | NAME  |  |
| 0 PLC ± -                              |  | PRODUCT SPEC 108-10033  | SIZE CAGE CODE DRAWING NO RESTRICTED TO             |  |
| 1 PLC ± -                              |  | APPLICATION SPEC        | A2 00779 C=207612                                   |  |
| 2 PLC ± 0.25 [.010]                    |  | WEIGHT                  | SCALE 2:1 SHEET 1 of 1 REV L                        |  |
| 3 PLC ± -                              |  | CONTACTS: SEE TABLE     | CUSTOMER DRAWING                                    |  |
| 4 PLC ± -                              |  |                         |   |  |
| ANGLES ± -                             |  |                         |   |  |
| MATERIAL                               |  |                         |   |  |
| FINISH                                 |  |                         |   |  |