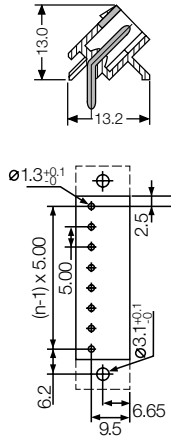




## Pin headers SL 5.00/135B



Technical data	VDE	UL	CSA
Rated voltage (V)	250*	300	300
Rated current (A)	12	15	15

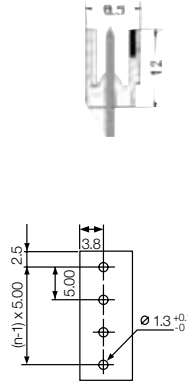

\*Pollution severity 3 / Overvoltage category III  
Additional technical data see page 216

Solder pin length      3.2 mm      4.5 mm

Color				Qty.
Poles	Type	Part No.	Part No.	
2	SL 5.00/2/135B	1630480000	1631050000	100
3	SL 5.00/3/135B	1630490000	1631060000	100
4	SL 5.00/4/135B	1630500000	1631070000	100
5	SL 5.00/5/135B	1630510000	1631080000	50
6	SL 5.00/6/135B	1630520000	1631090000	50
7	SL 5.00/7/135B	1630530000	1631100000	50
8	SL 5.00/8/135B	1630540000	1631110000	50
9	SL 5.00/9/135B	1630550000	1631120000	50
10	SL 5.00/10/135B	1630560000	1631130000	50
11	SL 5.00/11/135B	1630570000	1631140000	50
12	SL 5.00/12/135B	1630580000	1631150000	50
13	SL 5.00/13/135B	1630590000	1631160000	50
14	SL 5.00/14/135B	1630600000	1631170000	50
15	SL 5.00/15/135B	1630610000	1631180000	50
16	SL 5.00/16/135B	1630620000	1631190000	50
17	SL 5.00/17/135B	1630630000	1631200000	20
18	SL 5.00/18/135B	1630640000	1631210000	20
19	SL 5.00/19/135B	1630650000	1631220000	20
20	SL 5.00/20/135B	1630660000	1631230000	20
21	SL 5.00/21/135B	1630670000	1631240000	20
22	SL 5.00/22/135B	1630680000	1631250000	20
23	SL 5.00/23/135B	1630690000	1631260000	20
24	SL 5.00/24/135B	1630700000	1631270000	20

Accessories	Page
Mounting	187*
Marking	190
Coding	192, 193
Miscellaneous	-

## Pin headers SL 5.00/180



Technical data	VDE	UL	CSA
Rated voltage (V)	250*	300	300
Rated current (A)	12	15	15

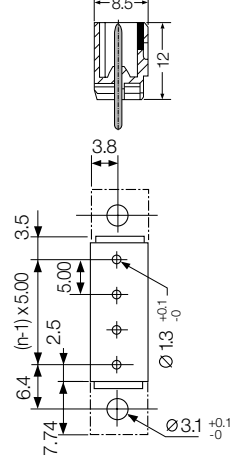

\*Pollution severity 3 / Overvoltage category III  
Additional technical data see page 216

Solder pin length      3.2 mm      4.5 mm

Color				Qty.
Poles	Type	Part No.	Part No.	
2	SL 5.00/2/180	1581320000	1626390000	100
3	SL 5.00/3/180	1581330000	1626400000	100
4	SL 5.00/4/180	1581340000	1626410000	100
5	SL 5.00/5/180	1581350000	1626420000	50
6	SL 5.00/6/180	1581360000	1626430000	50
7	SL 5.00/7/180	1581370000	1626440000	50
8	SL 5.00/8/180	1581380000	1626450000	50
9	SL 5.00/9/180	1581390000	1626460000	50
10	SL 5.00/10/180	1581400000	1626470000	50
11	SL 5.00/11/180	1581410000	1626480000	50
12	SL 5.00/12/180	1581420000	1626490000	50
13	SL 5.00/13/180	1581430000	1626500000	50
14	SL 5.00/14/180	1581440000	1626510000	50
15	SL 5.00/15/180	1581450000	1626520000	50
16	SL 5.00/16/180	1581460000	1626530000	50
17	SL 5.00/17/180	1581470000	1626540000	20
18	SL 5.00/18/180	1581480000	1626550000	20
19	SL 5.00/19/180	1581490000	1626560000	20
20	SL 5.00/20/180	1581500000	1626570000	20
21	SL 5.00/21/180	1581510000	1626580000	20
22	SL 5.00/22/180	1581520000	1626590000	20
23	SL 5.00/23/180	1581530000	1626600000	20
24	SL 5.00/24/180	1581540000	1626610000	20

Accessories	Page
Mounting	-
Marking	190
Coding	192, 193
Miscellaneous	-

## Pin headers SL 5.00/180B



Technical data	VDE	UL	CSA
Rated voltage (V)	250*	300	300
Rated current (A)	12	15	15

\*Pollution severity 3 / Overvoltage category III  
Additional technical data see page 216

Solder pin length      3.2 mm      4.5 mm

Color				Qty.
Poles	Type	Part No.	Part No.	
2	SL 5.00/2/180B	1581780000	1626620000	100
3	SL 5.00/3/180B	1581790000	1626630000	100
4	SL 5.00/4/180B	1581800000	1596130000	100
5	SL 5.00/5/180B	1581810000	1626640000	50
6	SL 5.00/6/180B	1581820000	1626650000	50
7	SL 5.00/7/180B	1581830000	1626660000	50
8	SL 5.00/8/180B	1581840000	1596140000	50
9	SL 5.00/9/180B	1581850000	1626670000	50
10	SL 5.00/10/180B	1581860000	1626680000	50
11	SL 5.00/11/180B	1581870000	1626690000	50
12	SL 5.00/12/180B	1581880000	1603310000	50
13	SL 5.00/13/180B	1581890000	1626700000	50
14	SL 5.00/14/180B	1581900000	1626710000	50
15	SL 5.00/15/180B	1581910000	1626720000	50
16	SL 5.00/16/180B	1581920000	1626730000	50
17	SL 5.00/17/180B	1581930000	1626740000	20
18	SL 5.00/18/180B	1581940000	1626750000	20
19	SL 5.00/19/180B	1581950000	1626760000	20
20	SL 5.00/20/180B	1581960000	1626770000	20
21	SL 5.00/21/180B	1581970000	1626780000	20
22	SL 5.00/22/180B	1581980000	1626790000	20
23	SL 5.00/23/180B	1581990000	1626800000	20
24	SL 5.00/24/180B	1582000000	1626810000	20

Accessories	Page
Mounting	187*
Marking	190
Coding	192, 193
Miscellaneous	-

\* See Note, page 187