

THIS COPY IS PROVIDED ON A RESTRICTED BASIS AND IS NOT TO BE USED IN ANY WAY DETRIMENTAL TO THE INTERESTS OF PANDUIT CORP.

MOUNTING HOLE USED FOR RECEPTACLES.
(STD. NEMA DIMENSION)

PANDUIT P/N	WEIGHT
T70HB	1.0 LB/10 PCS (455 G/10 PCS)

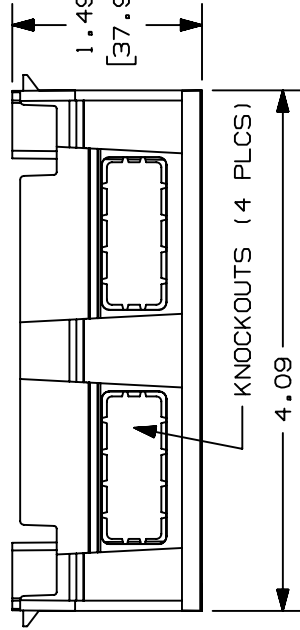
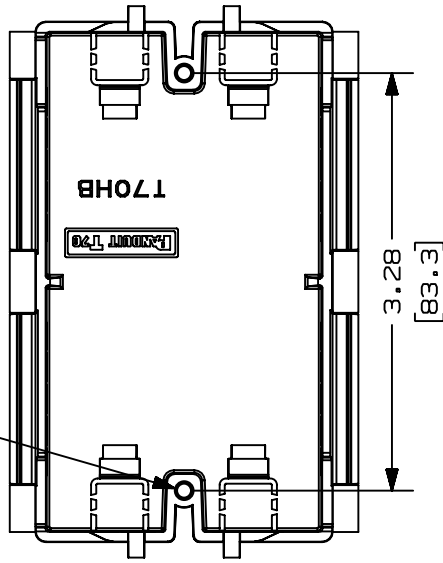


- NOTES:**
- SEE CURRENT CATALOG FOR ADDITIONAL PART SUFFIXES TO INDICATE COLOR AND OR PACKAGE QUANTITY.
 - DESIGNED FOR USE WITH T70 AND T702 RACEWAYS.
 - DIMENSIONS IN PARENTHESES ARE IN METRIC.
 - NOMINAL WALL THICKNESS OF THE T70HB IS .090 (2.3).
 - ACCEPTS PANDUIT SNAP-ON STYLE FACEPLATES.

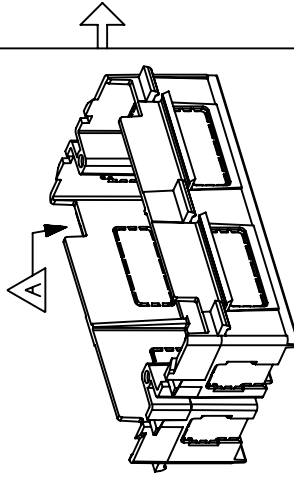


LATCHES SNAP ONTO RAIL IN T70 RACEWAY.

KNOCKOUTS (4 PLCS)



DIVIDERS CONTROL WIRE FLOW UNDER BOX.



CAD FILENAME/LAYERS

D35541BY_T70HB_C-03.PRT

PANDUIT

CORP. TINLEY PARK, ILLINOIS

T70 HANGING BOX (T70HB)
CUSTOMER DRAWING

UNLESS OTHERWISE SPECIFIED, DIMENSIONAL TOLERANCES ARE:
(.X) ± (.XXX) ±
(.XX) ±.03(.8) ANGLES ±

UNLESS OTHERWISE SPECIFIED, ALL DIMENSIONS ARE GIVEN IN INCHES, THIRD ANGLE PROJECTION.

DRAWN BY MAT'L:

SCALE NONE

DATE 09-16-96

PVC

DRAWING NO.

35541-25

CHECKED BY CEF

CE

SIZE

A

REV	DATE	BY	CHK	DESCRIPTION	ECN	CHK	CUST	SUP
3	11-30-98	PM	HIW	E. REVISE WEIGHT	35541-25	HIW	HIW	
2	11-18-98	DW	HIW	D. MATERIAL WAS ABS	35541-25	HIW	HIW	
1	05-14-98	DW	HIW	C. MATERIAL WAS ABS/POLYCARBONATE B. ADDED NOTES 4 AND 5 A. REVISED TO SHOW NEW FEATURES	35541-25	HIW	HIW	
R	09-16-96	DW	CEF	RELEASED TO PRODUCTION	35541-25	CEF	CEF	