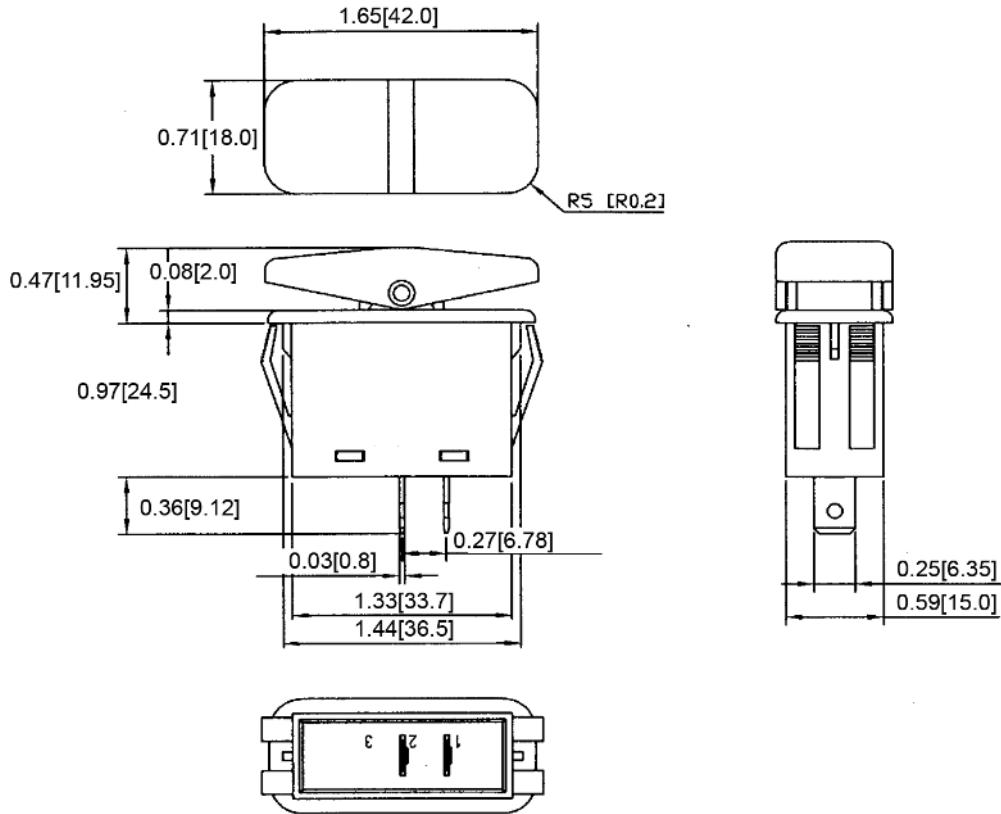
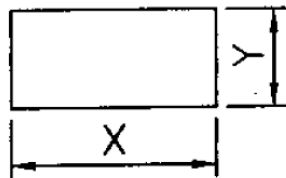


Mechanical Dimensions: Inches [mm]

Tolerances ± 0.012 [0.3] Unless Otherwise Specified



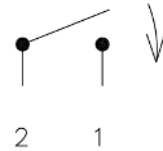
Mounting Hole



Thickness	X	Y
0.03~0.20 [0.75~5.0]	1.45+0.01 [36.8+0.2]	0.60+0.01 [15.3+0.2]

Circuit Diagram

2P SPST ON-(OFF)



Electrical Specifications

Rating	21A 14V DC, 10A 28V DC
Contact Resistance	50m ohm Max
Insulation Resistance	DC 500V 100M ohm Min
Dielectric Strength	AC 1500V 1minute
Operation Temperature	-20°C~85°C

Material Specifications

Frame	Black, Nylon #66
Actuator	Black, Nylon 66+33%GF
Terminals	Copper alloy , Silver plated
Waterproof	IP56

Rev	Date of issue	Revision Notes	Designed	Approved
B	02-26-2020	Initial Drawing	RC	OF